


Star Trek: Picard

DiskoTrek Borg Cube Record Player

User Manual

Last Updated: 11/19/2021



CherryTree

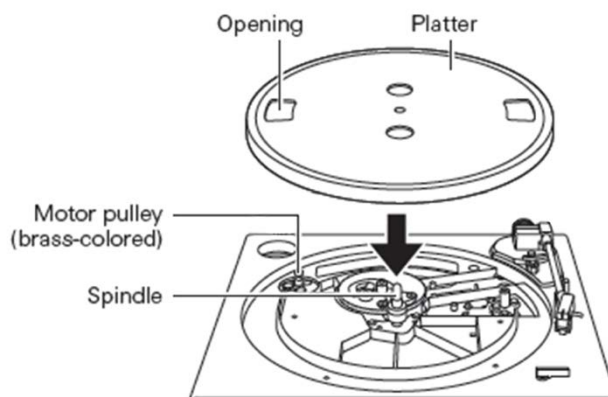
Welcome to your new *Star Trek*[™] Borg Cube, by CherryTree Inc.

We really hope you enjoy your new DiskoTrek Borg Cube. A lot of work and love went into creating this record player. Being huge *Star Trek*[™] fans ourselves, the Borg seemed the perfect fit for a record player too. During the design process we learned why nobody has even attempted such a task before. Creating all the details of the Borg on such a mass scale can be quite a challenge. It was worth it. We love all of our Borg Cubes and hope you will too.

Quick Setup

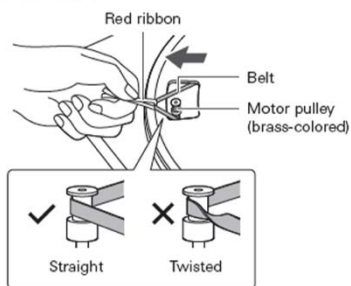
Set the platter on the spindle.

- Make certain that the platter is fully seated on the spindle.

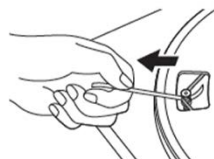


Place the belt on the motor pulley (brass-colored).

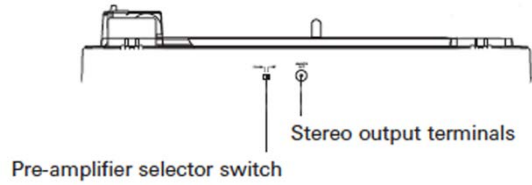
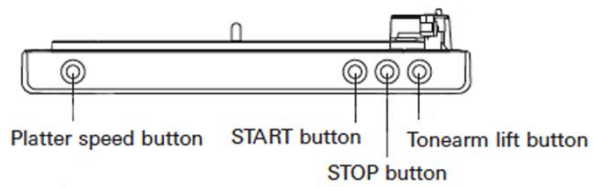
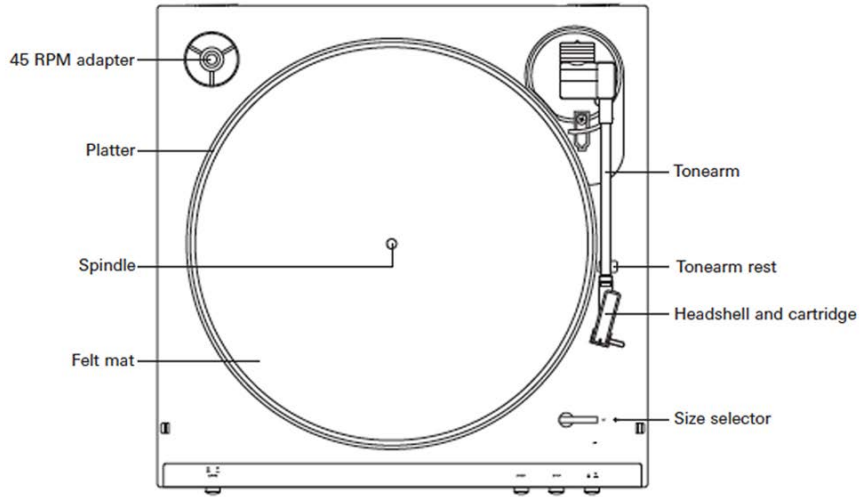
- Align one of the platter openings with the brass motor pulley, and, while pulling both ends of the red ribbon that comes attached to the belt, place the belt on the motor pulley, as per the diagram. When doing this, be careful not to twist the belt.



Remove the red ribbon from the belt.



Set the felt mat on the platter.



Tips

If you love your Borg Cube it will love you. Follow these tips so your companion cube can provide the maximum amount of love and hard work for you.

- Keep the Cube away from liquids. Liquids and electronics generally don't get along well.
 - The internet is your friend. Many problems with computers can be fixed by looking up problems with a quick internet search.
-

Troubleshooting

- *Help, Help! I'm being assimilated.*
 - We're sorry, but resistance is futile. In cases of Borg assimilation, please contact your nearest Starfleet medical representative or Emergency Medical Hologram.
- *I noticed a mistake in the manual, (or the website).*
 - We try our best, but we may miss something. Contact us, if we see it as an issue, we'll try to fix the problem as quickly as possible.
- *Help! I'm still having problems!*
 - Not to worry! We have several ways we can help you:
 - E-mail: lauren@mycherrytree.com
 - Phone: 1-(866) CHERRY-3
- Our hours are Monday - Friday 9:00am - 5:00pm PST