

# CARE & MAINTENANCE INSTRUCTIONS

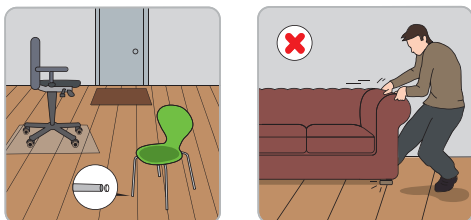
These instructions apply to all BerryAlloc DPL floors (Direct Pressure Laminate), including the **HydroPlus** floors.

## 1. PROTECT

BerryAlloc DPL is an easy-care, wear-resistant floor with a long lifespan and a hygienic hard surface.

To protect your floor, we recommend the following actions :

- Place a suitable doormat at your entrance(s) to absorb dirt and/or moisture. Sand and dirt can have the effect of “sandpaper” and may cause premature wear and tear or scratches.
- Place felt pads under the legs of chairs and tables to avoid scratches.
- Equip other furniture and heavy objects with felt pads for safe moving.
- Clear plastic mats must be used under office chairs with wheels.



### **Indoor temperature and relative air humidity**

The BerryAlloc DPL floor is produced from wood material that reacts on changes in the indoor climate.

The ideal indoor climate for a laminate floor is a relative humidity between 40 and 60 % and a temperature between 18 and 25 °C.

### **Static electricity**

BerryAlloc DPL is a partially insulating floor covering. If the relative humidity in the room is kept at around RH 50 % or more, then this will reduce the floor’s ability to develop static charges.

## 2. CLEAN

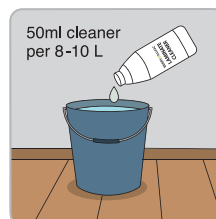
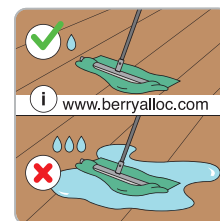

BerryAlloc laminate floors are extremely easy to clean. In very little time and with a minimum of effort you can enjoy a clean and beautiful floor for many years.

### **Dry cleaning methods**

For daily cleaning, we recommend that you use a soft brush, vacuum cleaner or dry dust mop. Microfiber mops are ideal.

### **Wet cleaning methods**

When cleaning with water, a well wrung-out cloth and lukewarm water are recommended. Avoid using too much water.





The **BerryAlloc laminate cleaner** is a biodegradable cleaning agent that dries without smears, leaving a pleasant fragrance. Use 50ml per 8-10L of water and clean the floor with a well wrung-out cloth. Water spill should be wiped off immediately. Be careful : The floor is more slippery when wet (reduced slip resistance).

### Don'ts :

- Never use steam cleaners on a BerryAlloc DPL floor
- Never use highly concentrated soap solutions on the floor
- Do not use organic detergents, they will leave a thin film of grease on the surface, resulting in visible footprints. Only synthetic detergents are recommended.
- Do not wax, varnish or polish the floor

### 3. STAINS/ DAMAGE REPAIR

Stubborn stains can be cleaned as shown in the table below:

Stains	Remove with
Blood	Wrung-out cloth
Coffee, tea, chocolate, juice, milk, wine, beverages, grease	Wrung-out cloth, lukewarm water and a small amount of synthetic detergent
Rubber, oil, tar, shoe polish, soot, nail varnish, lipstick, drawing ink, colour pencil, chalk, paint	Methylated spirit/white spirit/acetone (these solvents are not to be used in V-grooves!)
Wax from candles, chewing gum	Allow to harden, scrape off carefully using a plastic scraper, clean remains with acetone

Never use steel wool or other abrasive cleaning methods on a BerryAlloc DPL floor.

Damages such as tears and cuts in the surface can be repaired with a laminate flooring repair kit. Seriously damaged floorboards should be completely replaced.

### 4. WARRANTY

By following the above instructions, you will extend the longevity of your laminate floor and ensure the validity of the warranty. We refer to our [warranty conditions](#) or [warranty policy](#) for more info.