


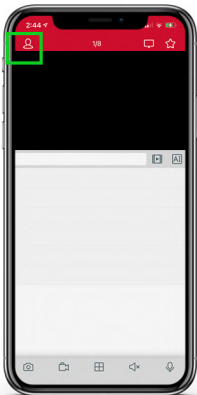


Bolide QuickConnect Set-Up Guide

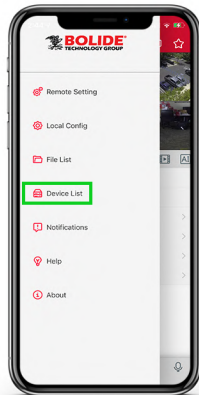


Connect NVR WAN Port to Internet Service Provider (ISP) Modem via Network Cable

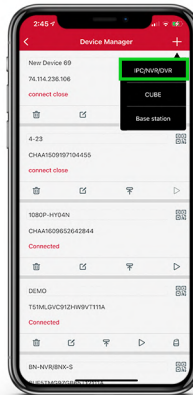
On Mobile Device, Download and Install "Bolide QuickConnect" from the Apple App Store or Google Play Store




Press Main Menu



Select "Device List"



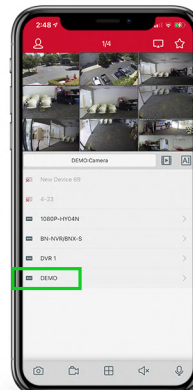
Select "+" To Add Device, Then Select "IPC/NVR/DVR"



Select "Manual Add". Allow Camera Use If Prompted



Scan QR Code Located On Recorder



Once Connected, DVR / NVR Will Appear On Main View Device List. Select A Recorder To Display



For More Information, Visit Us At www.bolideco.com