

Flexibar Advanced

UNIQUE - SAFER - FLEXIBLE



FLEXIBAR ADVANCED

UNIQUE – SAFER – FLEXIBLE

- Conductor is electrolytic tinned copper (Cu-ETP)
- Insulation is a high-resistance TEP Low Smoke, Halogen Free and Flame Retardant (LSHFFR), compound:
 - Typical elongation: 500%
 - Working temperature: -50°C to 115°C
 - Typical thickness: 1.8 mm
 - Self-extinguishing:
UL 94-V0 and IEC 60695-2-11 (Glow Wire Test 960 °C)
 - Dielectric strength: 20kV/mm
 - Nominal voltage: 1000 V AC/1500 V DC (IEC - UL - CSA)
 - Dielectric strength: 20kV/mm

Flexibar Advanced has a unique insulation on the market that combine low smoke, halogen-free and flame retardant features that improve both the reliability of your electrical installation and safety for equipment and people.

WHY IS FLEXIBAR ADVANCED A SAFER INSULATION?

Low smoke features:

- Generates less corrosive smoke as per IEC 61034-2, ISO 5659-2 and UL 2885
- Improves visibility for people to be able to easily locate the emergency exit and also allows rescue workers to better assess an emergency situation

Halogen-free features:




- Reduction in the quantity of toxic smoke
- Minimum of toxicity with no halogens (according to UL 2885, IEC 60754-1 and IEC 62821-1)
- Use in enclosed spaces for specific applications such as submarines, switchboards, and other enclosed environments that require a low emissions solution

Flame-retardant and Self-extinguishing features:

- Compliant with the UL 94-V0 and Glow wire test at 960°C (IEC 60695-2) testing standard
- Reduces the risk of the spread of fire
- Less damage to your electrical installation



FLEXIBAR ADVANCED TINNED COPPER TECHNICAL CHARACTERISTICS

A	Part Number				Section mm ²	ΔT (K)						Current Coefficient	
		N	A mm	B mm		70	60	50	40	30	20		
125 A	534001	3	x 9	x 0,8	21,6	158	147	134	120	104	85	1,72	2,25
	534000	8	x 6	x 0,5	24	196	182	166	143	128	105	1,72	2,25
	534004	3	x 13	x 0,5	19,5	198	184	167	150	130	106	1,72	2,25
	534006	2	x 15,5	x 0,8	24,8	252	234	212	191	165	134	1,72	2,25
	534002	6	x 9	x 0,8	43,2	290	269	245	220	190	155	1,72	2,25
250 A	534005	6	x 13	x 0,5	39	300	277	253	226	196	160	1,72	2,25
	534003	9	x 9	x 0,8	64,8	314	291	265	237	206	168	1,72	2,25
	534010	2	x 20	x 1	40	326	300	275	246	214	174	1,72	2,25
	534007	4	x 15,5	x 0,8	49,6	380	350	320	286	248	202	1,72	2,25
	534011	3	x 20	x 1	60	428	395	360	323	280	228	1,72	2,25
	534016	2	x 24	x 1	48	450	416	380	340	295	240	1,72	2,25
400 A	534008	6	x 15,5	x 0,8	74,4	476	440	402	360	318	254	1,72	2,25
	534012	4	x 20	x 1	80	476	440	402	360	312	254	1,72	2,25
	534023	2	x 32	x 1	64	480	445	406	363	315	257	1,72	2,25
	534017	3	x 24	x 1	72	490	453	413	370	320	261	1,72	2,25
	534013	5	x 20	x 1	100	498	460	420	376	326	266	1,72	2,25
	534009	10	x 15,5	x 0,8	124	538	498	455	407	352	288	1,72	2,25
	534030	2	x 40	x 1	80	538	500	455	406	352	288	1,72	2,25
	534014	6	x 20	x 1	120	546	506	462	413	358	292	1,72	2,25
	534018	4	x 24	x 1	96	550	510	465	416	360	294	1,72	2,25
500 A	534024	3	x 32	x 1	96	570	525	480	430	372	304	1,72	2,25
	534019	5	x 24	x 1	120	608	563	514	460	398	325	1,72	2,25
	534031	3	x 40	x 1	120	617	570	522	466	405	330	1,72	2,25
	534025	4	x 32	x 1	128	648	600	548	490	425	347	1,72	2,25
	534020	6	x 24	x 1	144	670	620	566	506	438	358	1,72	2,25
	534037	3	x 50	x 1	150	700	650	592	530	460	374	1,72	2,25
630 A	534032	4	x 40	x 1	160	727	673	615	550	476	389	1,72	2,25
	534026	5	x 32	x 1	160	758	702	640	573	496	405	1,72	2,25
	534015	10	x 20	x 1	200	762	706	645	576	500	408	1,72	2,25
	534021	8	x 24	x 1	192	802	743	678	606	525	429	1,72	2,25
	534027	6	x 32	x 1	192	846	783	715	640	555	452	1,72	2,25
	534038	4	x 50	x 1	200	860	795	727	650	563	460	1,72	2,25
800 A	534033	5	x 40	x 1	200	900	832	760	680	590	481	1,72	2,25
	534022	10	x 24	x 1	240	948	877	800	716	592	506	1,72	2,25
	534044	4	x 63	x 1	252	1010	935	855	763	661	541	1,65	2,12
	534028	8	x 32	x 1	256	1018	943	860	770	667	544	1,72	2,25
	534034	6	x 40	x 1	240	1018	943	860	770	667	544	1,72	2,25
1000 A	534039	5	x 50	x 1	250	1100	1016	930	830	718	588	1,72	2,25
	534049	4	x 80	x 1	320	1200	1110	1015	906	785	642	1,65	2,12
	534045	5	x 63	x 1	315	1220	1125	1030	920	797	651	1,65	2,12
	534040	6	x 50	x 1	300	1225	1135	1035	925	802	655	1,72	2,25
	534029	10	x 32	x 1	320	1230	1140	1040	930	805	658	1,72	2,25
	534035	8	x 40	x 1	320	1230	1140	1040	930	805	658	1,72	2,25
	534041	8	x 50	x 1	400	1393	1290	1175	1050	912	743	1,72	2,25
	534050	5	x 80	x 1	400	1390	1285	1175	1050	910	743	1,65	2,12
	534036	10	x 40	x 1	400	1400	1295	1181	1055	915	747	1,72	2,25
1250 A	534046	6	x 63	x 1	378	1437	1330	1215	1085	941	768	1,65	2,12
	534051	6	x 80	x 1	480	1627	1505	1375	1230	1065	870	1,65	2,12
	534055	5	x 100	x 1	500	1635	1515	1385	1235	1070	876	1,6	2,02
	534042	10	x 50	x 1	500	1650	1525	1395	1245	1080	882	1,72	2,25
	534047	8	x 63	x 1	504	1650	1525	1395	1245	1080	882	1,65	2,12
1600 A	534056	6	x 100	x 1	600	1843	1705	1550	1393	1205	980	1,6	2,02
	534048	10	x 63	x 1	630	1895	1755	1600	1435	1240	1012	1,65	2,12
	534052	8	x 80	x 1	640	1895	1755	1600	1430	1240	1012	1,65	2,12
	534053	10	x 80	x 1	800	2100	1945	1775	1585	1375	1123	1,65	2,12
	534057	8	x 100	x 1	800	2147	1990	1815	1625	1405	1148	1,6	2,02
	534058	10	x 100	x 1	1000	2350	2170	1985	1775	1535	1255	1,6	2,02
	534059	12	x 100	x 1	1200	2500	2315	2115	1890	1636	1338	1,6	2,02
	534060	10	x 120	x 1	1200	2755	2550	2330	2070	1792	1474	1,49	1,95

ADMISSIBLE CURRENTS: This table indicates the temperature rise produced by chosen current in the given section. This calculation does not take into account the heat dissipation from the switch gear.