



CONNECT AND PROTECT

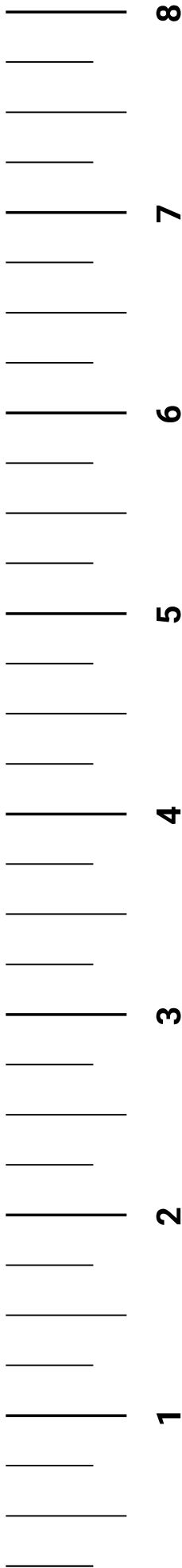
Fixing, Fastening & Support Products

For Electrical Installation and
Datacom & Telecom Applications


nvent



CADDY



Commercial builders, energy companies, data-center operators and industrial producers worldwide have long trusted nVent CADDY, ERICO, HOFFMAN, RAYCHEM, SCHROFF and TRACER products for their electrical connection and protection needs.

These market-leading brands have united under a new company: nVent.

As nVent, established electrical brands that previously were part of the diverse Pentair offerings have joined forces under a single mission: the belief that safer systems ensure a more secure world. nVent connects and protects customers with inventive electrical solutions.

Maximize your productivity. Minimize downtime. Reduce operating costs. Trust nVent to connect and protect your electrical infrastructure.

Table of Contents

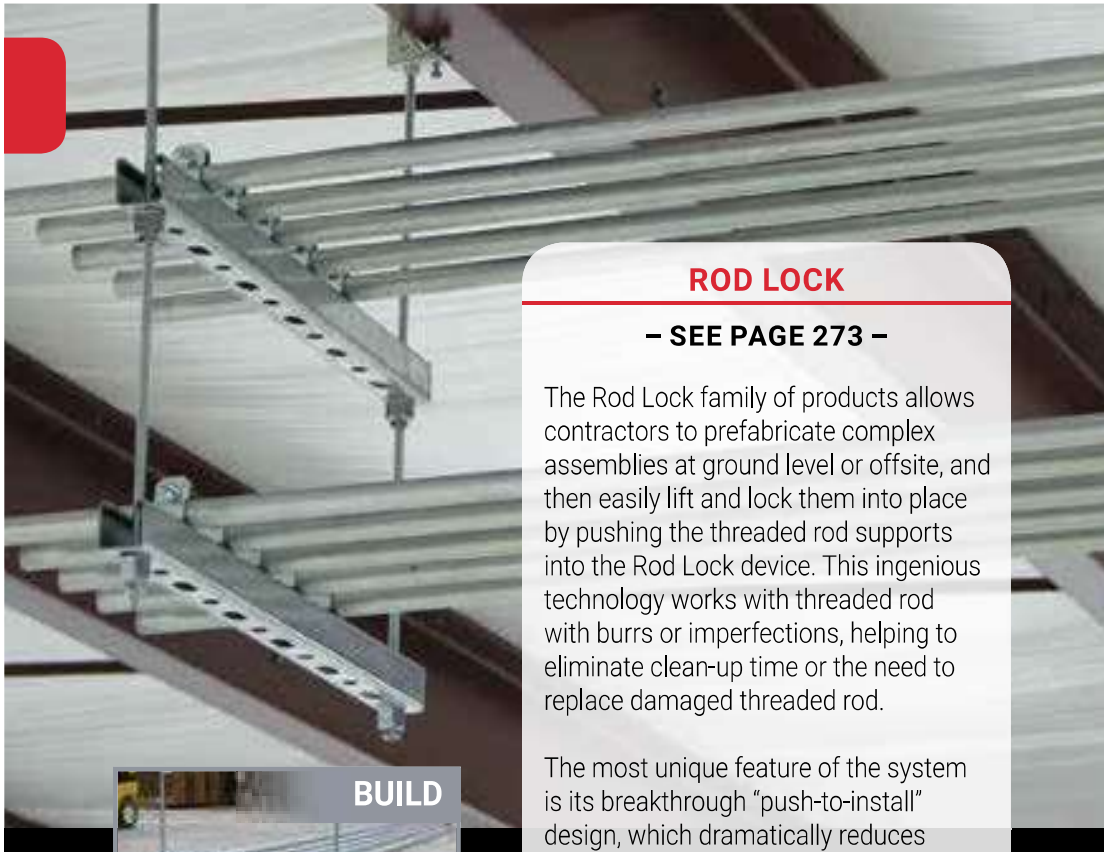
| | |
|--|----------------------|
| Product Application Reference | pages 25 - 42 |
| Cable / Conduit | 43 - 100 |
| Structural Attachments | 101 - 166 |
| nVent CADDY All-In-One | 167 - 180 |
| Stud Wall | 181 - 210 |
| Datacom / Low Voltage (featuring nVent CADDY Cat HP) | 211 - 272 |
| nVent CADDY Rod Lock | 273 - 284 |
| nVent CADDY Speed Link | 285 - 308 |
| Ceiling / Acoustical | 309 - 334 |
| (Mechanical) – Pipe and Tube Fixings | 335 - 342 |
| nVent CADDY Pyramid | 343 - 364 |
| Metal Framing | 365 - 394 |
| Seismic Bracing Systems | 395 - 412 |
| Reference | 413 - 422 |
| Alpha-Numeric Index | 423 - 434 |

WARNING nVent products shall be installed and used only as indicated in nVent’s product instruction sheets and training materials. Instruction sheets are available at nVent.com/CADDY and from your nVent customer service representative. Improper installation, misuse, misapplication or other failure to completely follow nVent’s instructions and warnings may cause product malfunction, property damage, serious bodily injury and/or death, and void your warranty.

Featured Products



Featured Products



ROD LOCK

– SEE PAGE 273 –

The Rod Lock family of products allows contractors to prefabricate complex assemblies at ground level or offsite, and then easily lift and lock them into place by pushing the threaded rod supports into the Rod Lock device. This ingenious technology works with threaded rod with burrs or imperfections, helping to eliminate clean-up time or the need to replace damaged threaded rod.

The most unique feature of the system is its breakthrough “push-to-install” design, which dramatically reduces the installation time of threaded rod support structures when compared to conventional fasteners. Simply speaking – Rod Lock is revolutionizing how contractors support conduit, cable tray, and lights by helping to make installations faster, easier and more secure.



BUILD

Assemble on the ground or off-site



LIFT

Raise assembly to ceiling



DONE

Level, tighten lock nut



SNSW FLANGED NUT

– SEE PAGE 284 –

A combination of a slotted channel washer and nut that can be installed at any location along a threaded rod. Ideal for retrofit project where disassembly of the existing trapeze is not desired.

Featured Products



ROD LOCK PRESET ANCHORS

– SEE PAGE 276 –

Preset anchors for concrete over plywood forms and metal decking that allow complex prefabricated threaded rod assemblies to be easily pushed into place.



ROD LOCK COUPLERS

– SEE PAGE 277-278 –

- Easily installs into any traditional structural threaded rod attachment
- Plastic protection cap prevents dirt or structural coatings from obstructing the “push-to-install” mechanism



ROD LOCK TELESCOPING STRUT REPLACEMENT

– SEE PAGE 281 –

- Easy “push-to-install” design allows installers to simply push the threaded rod through the mounting hole, instantly holding it in position
- Telescopes to the desired length and is locked in place by snapping closed a spring retainer clip
- Standard strut profile runs the entire length of the part, allowing most standard fittings to be placed anywhere between the rods
- Integrated ruler displays space between hanger rods in inches and centimeters
- Supports up to seven 2” (50 DN) conduits, or up to 18” (450 mm) cable tray
- Conduit can be supported on the top and bottom, eliminating the need for double sided strut

Featured Products



SPEED LINK

– SEE PAGE 285 –

The Speed Link SLK system provides a versatile overhead support solution that is easy to adjust and installs quickly to almost any structure. The system supports a wide range of applications, including cable tray, lighting, conduit, strut profiles and signage from overhead structural building members. It is available with a variety of specialty end fittings for the most common building structure types, a range of wire rope diameters and lengths, and includes a unique keyless locking device.



- Push/pull keyless release allows easy adjustments
- Range includes solutions for both 1.5 mm and 2 mm cables as well as larger 3 mm cables for higher load applications
- Low-profile locking device minimizes visual impact
- Cable spread of 90 degrees allows positioning the device closer to the load
- Keyless release tubes are easy to operate while wearing gloves
- Double-sided locking mechanism enables simple height adjustment
- Individual packaging holds wire rope neatly until objects are ready to install

Structure Attachments for Steel & Concrete



Featured Products



SPEED LINK SLK SPOOL KIT

– SEE PAGE 304 –


- Kit includes spool of Speed Link steel wire and SLK locking devices
- Wire spool and locking devices are packaged together, simplifying transportation to the jobsite and reducing inventory
- Packaging allows end-users to pull and cut any length of wire that is needed without having to take the spool out of the box
- Ideal for rework and installations where custom lengths of wire may be needed



SLK WITH Y-TOGGLE

– SEE PAGE 296 –

- Complete system includes wire, locking device and two pre-assembled toggle end fittings
- Attaches to clearance holes in a variety of structures or hanging devices




SPEED LINK SLS TRAPEZE KIT

– SEE PAGE 301 –

- Out of the box trapeze solution includes Telescoping Strut Replacement, wire rope with pre-assembled hook end-fitting, and two SLS locking devices
- Telescopes to the desired length and is locked in place by snapping closed a spring retainer clip
- Standard strut profile allows most standard fittings to be placed anywhere between the wire rope supports
- Supports up to seven 2" conduits, or up to 18" cable tray
- Conduit can be placed directly on the strut profile, saving vertical space in buildings with limited installation room
- Fastens to the building structure or hanging services by looping around and hooking to wire rope
- Finger tightening of nut secures the locking device into position without tools
- Installs in telescoping strut replacement without the need to insert fingers or tools into the channel

Featured Products




ALL-IN-ONE

– SEE PAGE 167 –

We asked electrical contractors what problems they face and how nVent CADDY innovation can help meet their needs. We listened to what they do today and heard a consistent message: Find a better way to mount, wire and install electrical devices, such as switches and outlets, on the job or offsite. Then the nVent CADDY team designed and built ONE system that meets many of the different installation methods and preferences of today's electrical contractor.

- Complete assembly that is ready to use right out of the box and installs with just two screws
- Rigid back plate functions as a far-side support and is resistant to bending
- Box remains fixed in place when mud ring is removed (on applicable models)
- Open-back design offers faster and easier access to install conduit connectors or wiring
- Stocked inventory – available when you need it
- Made in the USA



Featured Products



NVENT CADDY PREFAB SOLUTIONS

– SEE PAGE 207 –

Reduce Labor Cost.

Improve Material Management.

Reduce Project Management Time.

nVent CADDY PREFAB Solutions designs and manufactures UL Listed, prefabricated branch wiring systems and delivers those systems direct to the electrical contractor. Our system gives contractors the ability to better control their labor cost, improve material management and meet the challenging schedule demands in today's construction environment.

Labor Savings & Impact

Direct labor savings

- 90% complete when the system arrives.
- Lower installation skill level required
- Re-assignment of skill-sets
- Layout & non-productive labor cost reduced
- Reduction of project management & overhead cost
- Less material handling cost

Material Considerations

- Reduction of cable and wire scrap
- Elimination of left over material
- Elimination of spot buying

Other Considerations & Advantages

- Improve cash flow
- Adherence to project specifications
 - a second eye

Featured Products



NVENT CADDY CAT HP

– SEE PAGE 212 –

The Cat HP J-Hook System is an advanced, non-continuous pathway support solution for today's high-performance cabling systems. Highly engineered features help ensure a stable and secure installation that complies with industry codes and standards for high-performance cables.

The Cat HP System is a cost-effective alternative to using wire mesh cable tray, ladder tray or similar complex alternatives. It requires significantly less material and installs in a fraction of the time of other methods. This versatile solution accommodates a wide range of attachment methods and is available as individual J-Hooks, pre-built Cat HP assemblies and multi-tiered trees, as well as interchangeable Cat HP components. The Cat HP J-Hook System provides the perfect combination of performance, time savings and versatility required by today's datacom and electrical contractors.



Featured Products



PYRAMID

– SEE PAGE 343 –

Pyramid rooftop supports are a surface mounted solution for supporting electrical and mechanical applications on a variety of roof surfaces. They offer superior load capacity and dramatically reduce installation time by replacing slow, heavy and labor-intensive methods for support of pipe, conduit, duct, cable tray and equipment. Unlike wood blocks, Pyramid supports are specifically designed for rooftop applications, incorporating unique materials and finishes that protect roof membranes and provide superior corrosion protection.



Featured Products



TELESCOPING STRUT REPLACEMENT

– SEE PAGE 281 & 366-368 –

The Telescoping Strut Replacement is an innovative alternative to using traditional strut channels for trapeze or other support structures that accommodates standard strut fittings. This telescoping solution eliminates the need to handle and cut long lengths of strut to size. The bracket telescopes to the desired length and is locked in place by snapping closed a spring retainer clip.

- Standard strut profile runs the entire length of the part, allowing most standard fittings to be placed anywhere between the rods
- Spring steel retainer strap can be manually locked into place, allowing a tool-free installation
- Ready to use out of the box and eliminates the need for cutting sections of strut
- Pre-cut design is easier to transport and store than standard lengths of strut



With Nut



No Nut



Retrofit

Featured Products

– With Shot-Fire Brackets

- Comes complete with shot-fire bracket and pre-assembled drive pin from Powers Fasteners, Inc
- Quickly and easily attaches to concrete, steel or composite metal decking
- Integrated pin installs easily using powder-actuated or single-shot gas-actuated tools



DROP SMOOTH ROD / THREADED ROD WITH SHOT-FIRE BRACKET

– SEE PAGE 134-135 –

- Works with most standard CADDY spring steel fasteners designed for rod attachments



SNAP CLOSE CONDUIT/PIPE CLAMP WITH SHOT-FIRE BRACKET

– SEE PAGE 59 –


- Eliminates need for offset bending conduit
- Finger closure, no tools required



CAT HP J-HOOK WITH SHOT-FIRE BRACKET

– SEE PAGE 227 –

- Provides optimal support for high-performance data cable, up to and including Cat 5e, Cat 6, Cat 6A, Cat 7 and fibre optic



MC/AC CABLE SUPPORT WITH SHOT-FIRE BRACKET

– SEE PAGE 70 –

- Neatly isolates, supports and secures MC/AC cables
- Properly spaces MC/AC cable to help eliminate bundling and NEC® & CEC derating issues

Featured Products



PUSH IN CONDUIT TO ROD/WIRE CLIP

– SEE PAGE 78 –

- Provides attachment of conduit



MC/AC CABLE SUPPORT BRACKET WITH ROD/WIRE CLIP

– SEE PAGE 79 –

- Neatly isolates, supports and secures MC/AC cables
- Properly spaces MC/AC cable to help eliminate bundling and NEC® & CEC derating issues



NM CABLE TO ROD/WIRE CLIP

– SEE PAGE 80 –

- Supports non-metallic sheathed cable with ground wire



SBT-Z MULTIPLE CONDUIT MOUNTING PLATE WITH ROD/WIRE CLIP

– SEE PAGE 80 –

- Single point structure attachment and easy “snap-in” field assembly of up to three conduit clips
- No tools necessary for installation of clips
- Eliminates need for offset bending conduit

Additional larger sizes available



MULTI-FUNCTION CLIP (8Z34)

– SEE PAGE 149 –

- Works with 1/2” and 5/8” rods
- 50 lb load rating

Featured Products



HAMMER-ON FLANGE CLIP, SIDE MOUNT

– SEE PAGE 119 –

- Provides an attachment for wire, S-hooks, chain, nVent CADDY Speed Link or other assemblies to flanges and profiles
- Installs with just a hammer



H-TI/T ROD TO FLANGE CLIP

– SEE PAGE 119 –

- Suspends threaded rod from beam flanges
- Threaded rod hanger can swivel to provide a vertical dropdown
- Requires only a hammer to install



HAMMER-ON FLANGE CLIP, BOTTOM MOUNT

– SEE PAGE 117 –

- Can be used to support boxes, fixtures or other applications from beam flanges
- Installs with just a hammer



HAMMER-ON FLANGE CLIP, BOTTOM MOUNT WITH STUD

– SEE PAGE 118 –

- Can be used to support boxes, fixtures or other applications from beam flanges
- Captive threaded stud minimizes the need for additional hardware

HAMMER-ON FLANGE CLIP, SIDE MOUNT

– SEE PAGE 119 –

- Works with 13/16" - 1 1/8" flange
- 200 lb static load

Additional larger sizes available



Featured Products



B18 COMBINATION BOX/CONDUIT HANGER

– SEE PAGE 91 –

- One assembly provides support for horizontal electrical box and/or conduit from threaded rod
- Eliminates need for offset bending conduit
- 66% less Drop Wires (rod/wire application)



B18-TDH BOX/CONDUIT WITH DECK HANGER

– SEE PAGE 98 –

- Meets the requirements of NEC® Section 300.4(E)
- Supports conduit or pipe 1-1/2" (38 mm) under the roof decking to prevent potential damage from nails or screws
- Supports box and conduit with one attachment point



B18-MCS-Z BOX/MC/AC CABLE HANGER WITH ROD/WIRE CLIP

– SEE PAGE 97 –

- One assembly provides support for horizontal electrical box and/or MC/AC cable from threaded rod
- Properly spaces MC/AC cable to help eliminate bundling and NEC® & CEC derating issues
- Neatly isolates, supports and secures MC/AC cables



B18-CPNAM BOX/CONDUIT WITH DECK ANGLE BRACKET

– SEE PAGE 97 –

- Meets the requirements of NEC® Section 300.4(E)
- Supports conduit or pipe 1-1/2" (38 mm) under the roof decking to prevent potential damage from nails or screw
- Supports box and conduit with one attachment point

Featured Products



MC/AC CABLE SUPPORT BRACKET

– SEE PAGE 95 –

- Neatly isolates, supports and secures MC/AC cables
- Properly spaces MC/AC cable to help eliminate bundling and NEC® & CEC derating issues
- Results in a “neat and workmanlike” installation



FAN/FIXTURE MOUNT

– SEE PAGE 95 –

- 2-1/8” electrical box is premounted and centered on bracket and is fully adjustable up to 8” in either direction
- Electrical box has three open knockouts for quick installation
- Each kit includes screws to mount fan, nVent CADDY Speed Link to support from building structure and two Fixture Mount Stabilizer Clips (FMSBC1) to stabilize ceiling tiles



MC/AC CABLE SUPPORT BRACKET WITH FLANGE CLIP

– SEE PAGE 95 –



MC/AC CABLE SUPPORT BRACKET WITH FLANGE CLIP

– SEE PAGE 95 –



HEAVY DUTY T-GRID BOX HANGER

– SEE PAGE 95 –

- Quickly mounts a box to T-grid
- Adjustable height for various electrical box depths
- Mounts flush with face of tile
- Drop wire for independent support from clip and/or bar

Featured Products



MC/AC AND NON-METALLIC SHEATHED CABLE SUPPORT

– SEE PAGE 189 –

- Effectively supports non-metallic sheathed and MC/AC cables
- Secures cables 1-1/4" from the face of the stud
- Flared edges prevent damage to the cable jacket
- Holds up to four MC/AC cables or four 12-3 non-metallic sheathed cables with ground
- Unique "stop-bend" design helps prevent cables from being installed too far from face of stud



UNIVERSAL ELECTRICAL BOX BRACKET

– SEE PAGE 186 –

- Can be pre-fabricated prior to attaching box to the bracket
- Box locking tabs securely lock electrical boxes in place to prevent disassembly during shipment
- Mounts electrical boxes
- Mounts plaster rings for low voltage applications
- Easily identify mounting orientation of electrical boxes
- Feet on the far-side supports help prevent damage to the drywall
- Can be mounted to stud on all four sides
- Designed with two far-side supports for added stability
- Allows any box size to be used



TELESCOPING RIGID BOX SUPPORT

– SEE PAGE 185 –

- Accommodates up to 6-gang box in 16" stud spacing or up to 10-gang in 24" stud spacing
- Will support four electrical boxes in 24" stud spacing
- Open design allows a variety of positions for box location
- Easy to adjust after the electrical box is installed
- For use with 4" square and 4-11/16" boxes and mud rings
- Unique, one-piece, break apart design

Featured Products



SNAP TO STUD TELESCOPING SCREW GUN BOX BRACKET

– SEE PAGE 199 –

- Snap to stud function makes installation fast and easy, saving time and increasing productivity
- Self-leveling feature ensures the bracket is always square to the stud, for a consistent and professional installation
- Pre-configured for 2-1/8" deep boxes and only a simple adjustment needed for 1-1/2" deep boxes



MC/AC CABLE TO STUD CLIP

– SEE PAGE 192 –

- Manufactured with stabilizer legs for virtually "wobble-free" support
- Snaps into place on metal stud and beam flange
- Pre-punched holes in clip allow it to be screwed to wood stud, concrete or block



ADJUSTABLE FAR-SIDE BOX SUPPORT, PLASTIC

– SEE PAGE 183 –

- Provides far side electrical box support in various stud wall depths
- No adjustment needed in a 3-5/8" wall
- Can be stacked or trimmed for any stud wall depth



nVENT CADDY GLIDER ELECTRICAL BOX ATTACHMENT

– SEE PAGE 201 –

- Attaches electrical boxes to the TSGB with a single screw, without tools and without need for disassembly
- Allows closer installation of multiple boxes between or against the studs
- Allows for easy repositioning of electrical boxes
- Ideal for pre-fab assemblies

Featured Products



SNAP TO STUD ELECTRICAL BOX BRACKET

– SEE PAGE 192 –

- Snap to stud function makes installation fast and easy, saving time and increasing productivity
- Self-leveling feature ensures the electrical box is always square to the stud, for a consistent and professional installation
- Mounts to either side of the stud and can be mounted side by side on the same stud
- Accommodates all stud depths, simplifying purchasing and pre-fab operations
- Works with standard or adjustable single and double gang mud rings
- Rigid design delivers consistency and quality during the trim out phase, helping reduce call backs and costly repairs
- Additional mounting tabs allow the bracket to be secured to the front and inside face of the stud for extra stability
- Unique fold-out tabs eliminate the need to use scrap pieces of floor track to provide rigidity when mounting to the open face of studs
- Specially shaped key holes help keep the box assembled even when the mud ring is removed, providing greater access to the box in the field



FIXTURE MOUNT STABILIZER CLIP

– SEE PAGE 328 –

- Levels signage
- Secures ceiling tile during installation of trim rings
- Helps eliminate bulges in ceiling tiles
- Can be used on boxes with or without plaster rings
- No installation tools required



WMX CABLE HANGER

– SEE PAGE 69 –

- Bundle runs of MC or AC (refer to local authorities and NEC® Article 310 for derating ampacity when flexible power cables are used)
- Can be used with 4H series flange clips, DH2 / TDH deck clips, AO or AB nail brackets, VF14 vertical flange, AF14/122/123 Z purlin
- Available pre-assembled with shot-fire pin bracket for easy installation into concrete

Featured Products



SBT MULTIPLE CONDUIT MOUNTING PLATE

– SEE PAGE 57 –

- Single point structure attachment and easy “snap-in” field assembly of up to three conduit clips
- No tools necessary for installation of clips
- Eliminates need for offset bending conduit
- Available in a variety of riveted assemblies
- Helps eliminate multiple beam clamps or strut assemblies



SBT-TDH MULTIPLE CONDUIT MOUNTING PLATE WITH DECK HANGER

- Meets the requirements of NEC® Section 300.4(E)
- Supports conduit or pipe 1-1/2” (38 mm) under the roof decking to prevent potential damage from nails or screws

Also Available:



SBT-BC200 with Beam Clamp



SBT-BC with Beam Clamp



SBT-H with Flange Clip



SBT-HSM with Flange Clip



SBT-Z with Rod/Wire Clip

Featured Products



nVENT CADDY ARMOUR

Superior Corrosion Resistance

Armour provides the highest level of corrosion resistance for steel fasteners on the market today. In fact, nVent is so confident in its performance, we are offering a 10-year limited warranty* on all parts coated with Armour.

Excellent Coat Quality

Armour provides an extremely consistent and even coating. This aesthetically pleasing appearance is particularly important for installations in highly visible areas, such as open ceilings.



ARMOUR

The photography demonstrates product performance after 1,000 hours of salt spray testing**.



"W" – COMPETITOR – "C"

Innovative Three-Layer Coating System

Innovation is a hallmark of our continuing success. Armour is the latest nVent CADDY innovation in coating technology. Armour is a three-layer coating system that is RoHS compliant.



The third layer is a topcoat that provides added barrier protection.

The second layer is a basecoat. It is formulated to self-heal from scratches and sacrifice itself to protect the fastener.

The first layer is a surface preparation of the steel fastener. It is a chemically-bonded layer that improves coating adhesion.

*See nVent.com/CADDY for the terms of nVent's Armour 10-year limited warranty.

**Salt spray testing test method: ASTM B117 / DIN 50021; Cyclic corrosion test method: GM 9540P.

Applications



Applications

CABLE/CONDUIT



Page 44



Page 46



Page 51



Page 53



Page 55



Page 56



Page 68



Page 67



Page 66

Applications

CABLE/CONDUIT



Page 65



Page 65



Page 66



Page 97



Page 281, 356



Page 274, 356

Applications

CABLE/CONDUIT



Page 72



Page 73



Page 75



Page 70



Page 135, 79



Page 134, 91

DATACOM/LOW VOLTAGE



Page 100



Page 264



Page 265

Applications

DATACOM/LOW VOLTAGE



Page 267



Page 268



Page 224



Page 234



Page 236



Page 235



Page 244



Page 218, 238, 247, 212

Applications

DATACOM/LOW VOLTAGE



Page 134, 226, 228



Page 232, 356



Page 168



Page 172



Page 176




Page 177, 266



Page 169

Applications

STUDWALL



Page 173




Page 178



Page 168



Page 169



Page 173



Page 177

Applications

STUDWALL



Page 182, 188, 204



Page 185



Page 187



Page 184, 190




Page 185



Page 188



Page 188



Page 184, 189

Applications

STUDWALL



Page 189



Page 190



Page 196



Page 191



Page 193



Page 191



Page 196



Page 199, 200, 201

Applications

STUDWALL



Page 197



Page 198, 204



Page 204



Page 205



Page 199



Page 203



Page 199



Page 200

Applications

STUDWALL



Page 199, 201



Page 202

CEILING / ACOUSTICAL



Page 302



Page 311



Page 312



Page 302, 308, 312

Applications

CEILING / ACOUSTICAL



Page 313



Page 315



Page 302, 317



Page 303, 320



Page 321



Page 321



Page 302, 322



Page 324

Applications

CEILING / ACOUSTICAL



Page 325, 302



Page 329



Page 332



Page 330, 302



Page 295



Page 233



Page 326, 328, 302

Applications

STRUCTURAL ATTACHMENTS



Page 274, 146



Page 116, 290



Page 119, 146



Page 122, 147



Page 125



Page 290



Page 141



Page 144



Page 117

Applications

STRUCTURAL ATTACHMENTS



Page 164, 146



Page 274, 356, 369



Page 288, 302



Page 291



Page 292, 302



Page 289



Page 292



Page 286

Applications

STRUCTURAL ATTACHMENTS



Page 297



Page 270, 100



Page 135, 79



Page 134, 95



Page 134, 77

ROOFTOP SUPPORTS



Page 349



Page 345

Applications

ROOFTOP SUPPORTS



Page 344, 345, 347



Page 344



Page 344



Page 346



Page 346

Applications

CONCRETE



Page 134, 95, 80



Page 270, 100



Page 339



Page 59



Page 227



Page 70

Cable/Conduit



CABLE/CONDUIT

Beam

BC200-CD CONDUIT TO BEAM CLAMP

- Eliminates offset bending conduit
- Threaded hole on back
- Ideal for electrical, mechanical, and HVAC applications



Material: Steel
Finish: ElectroGalvanized



| Part # | Description | F ↓ | ☐ |
|-------------|---|--------|-------|
| BC200CD0B | 1/2" EMT, 1/2" Rigid, 1/2" Max Flange | 100 lb | 50 pc |
| BC200CD1B | 3/4" EMT, 3/4" Rigid, 1/2" Max Flange | 100 lb | 50 pc |
| BC200CD2B | 1" EMT, 1" Rigid, 1/2" Max Flange | 100 lb | 50 pc |
| BC200CD2.5B | 1 1/4" EMT, 1/2" Max Flange | 100 lb | 50 pc |
| BC200CD3B | 1 1/2" EMT, 1 1/4" Rigid, 1/2" Max Flange | 100 lb | 50 pc |
| BC200CD4B | 1 1/2" Rigid, 1/2" Max Flange | 100 lb | 25 pc |
| BC200CD5B | 2" EMT, 2" Rigid, 1/2" Max Flange | 100 lb | 25 pc |

RA RIGHT ANGLE PIPE AND CONDUIT CLAMP

- Fix pipe or conduit perpendicular to a beam



Material: Cast Iron
Finish: Hot-Dip Galvanized

| Part # | Description | F ↓ | ☐ |
|----------|--|----------|-------|
| RA0037HD | 3/8" Rigid, 3/8" Pipe, 3/4" Max Flange | 200 lb | 25 pc |
| RA0050HD | 1/2" Rigid, 1/2" Pipe, 3/4" Max Flange | 250 lb | 25 pc |
| RA0075HD | 3/4" Rigid, 3/4" Pipe, 3/4" Max Flange | 300 lb | 25 pc |
| RA0100HD | 1" Rigid, 1" Pipe, 3/4" Max Flange | 400 lb | 25 pc |
| RA0125HD | 1 1/4" Rigid, 1 1/4" Pipe, 3/4" Max Flange | 400 lb | 25 pc |
| RA0150HD | 1 1/2" Rigid, 1 1/2" Pipe, 3/4" Max Flange | 500 lb | 20 pc |
| RA0200HD | 2" Rigid, 2" Pipe, 3/4" Max Flange | 600 lb | 20 pc |
| RA0250HD | 2 1/2" Rigid, 2 1/2" Pipe, 3/4" Max Flange | 700 lb | 20 pc |
| RA0300HD | 3" Rigid, 3" Pipe, 3/4" Max Flange | 800 lb | 15 pc |
| RA0350HD | 3 1/2" Rigid, 3 1/2" Pipe, 3/4" Max Flange | 900 lb | 10 pc |
| RA0400HD | 4" Rigid, 4" Pipe, 3/4" Max Flange | 1,000 lb | 10 pc |

CABLE/CONDUIT


Beam

PAR PARALLEL PIPE AND CONDUIT CLAMP

- Fix pipe or conduit parallel to a beam



Material: Cast Iron
Finish: Hot-Dip Galvanized



| Part # | Description |  |
|-----------|------------------------------|---|
| PAR0050HD | 1/2" Pipe, 3/4" Max Flange | 25 pc |
| PAR0075HD | 3/4" Pipe, 3/4" Max Flange | 25 pc |
| PAR0100HD | 1" Pipe, 3/4" Max Flange | 25 pc |
| PAR0125HD | 1 1/4" Pipe, 3/4" Max Flange | 25 pc |
| PAR0150HD | 1 1/2" Pipe, 3/4" Max Flange | 25 pc |
| PAR0200HD | 2" Pipe, 3/4" Max Flange | 20 pc |
| PAR0250HD | 2 1/2" Pipe, 3/4" Max Flange | 10 pc |
| PAR0300HD | 3" Pipe, 3/4" Max Flange | 10 pc |
| PAR0350HD | 3 1/2" Pipe, 3/4" Max Flange | 10 pc |
| PAR0400HD | 4" Pipe, 3/4" Max Flange | 10 pc |

ET EDGE TYPE PIPE AND CONDUIT CLAMP

- Fix vertical pipe or conduit against a horizontal beam



Material: Cast Iron
Finish: Hot-Dip Galvanized

| Part # | Description |  |  |
|----------|--|---|---|
| ET0050HD | 1/2" Rigid, 1/2" Pipe, 3/4" Max Flange | 250 lb | 25 pc |
| ET0075HD | 3/4" Rigid, 3/4" Pipe, 3/4" Max Flange | 300 lb | 25 pc |
| ET0100HD | 1" Rigid, 1" Pipe, 3/4" Max Flange | 400 lb | 25 pc |
| ET0125HD | 1 1/4" Rigid, 1 1/4" Pipe, 3/4" Max Flange | 400 lb | 25 pc |
| ET0150HD | 1 1/2" Rigid, 1 1/2" Pipe, 3/4" Max Flange | 500 lb | 25 pc |
| ET0200HD | 2" Rigid, 2" Pipe, 3/4" Max Flange | 600 lb | 20 pc |
| ET0250HD | 2 1/2" Rigid, 2 1/2" Pipe, 3/4" Max Flange | 700 lb | 25 pc |
| ET0300HD | 3" Rigid, 3" Pipe, 3/4" Max Flange | 800 lb | 10 pc |

CABLE/CONDUIT

Beam

EM-P CONDUIT TO FLANGE CLIP

- Requires only a hammer to install
- Available for EMT, rigid, IMT and aluminum conduit
- Will pivot thru 360°



Material: Spring Steel
Finish: nVent CADDY Armour

| Part # | Description | F | ☐ |
|--------|---|-------|--------|
| 8P24 | 1/2" EMT, 0.709"–0.866" OD, 1/8"–1/4" Flange | 25 lb | 100 pc |
| 8P58 | 1/2" EMT, 0.709"–0.866" OD, 5/16"–1/2" Flange | 25 lb | 100 pc |
| 8P912 | 1/2" EMT, 0.709"–0.866" OD, 9/16"–3/4" Flange | 25 lb | 50 pc |
| 12P24 | 3/4" EMT, 1/2" Rigid, 0.866"–1.181" OD, 1/8"–1/4" Flange | 25 lb | 100 pc |
| 12P58 | 3/4" EMT, 1/2" Rigid, 0.866"–1.181" OD, 5/16"–1/2" Flange | 25 lb | 100 pc |
| 12P912 | 3/4" EMT, 1/2" Rigid, 0.866"–1.181" OD, 9/16"–3/4" Flange | 25 lb | 100 pc |
| 16P24 | 1" EMT, 3/4" Rigid, 1.181"–1.378" OD, 1/8"–1/4" Flange | 25 lb | 100 pc |
| 16P58 | 1" EMT, 3/4" Rigid, 1.181"–1.378" OD, 5/16"–1/2" Flange | 25 lb | 50 pc |
| 16P912 | 1" EMT, 3/4" Rigid, 1.181"–1.378" OD, 9/16"–3/4" Flange | 25 lb | 50 pc |

H-PSM CONDUIT TO FLANGE CLIP, SIDE MOUNT

- Requires only a hammer to install
- Available for EMT, rigid and aluminum conduit
- Will pivot thru 360°



Orientation: Side Mount
Material: Spring Steel
Finish: nVent CADDY Armour

| Part # | Description | F | ☐ |
|----------|--|-------|--------|
| 8P24SM | 1/2" EMT, 0.709"–0.866" OD, 0.125"–0.25" Flange | 15 lb | 100 pc |
| 8P58SM | 1/2" EMT, 0.709"–0.866" OD, 0.3125"–0.5" Flange | 15 lb | 100 pc |
| 8P912SM | 1/2" EMT, 0.709"–0.866" OD, 0.5625"–0.75" Flange | 15 lb | 100 pc |
| 12P24SM | 3/4" EMT, 0.866"–1.181" OD, 0.125"–0.25" Flange | 15 lb | 100 pc |
| 12P58SM | 3/4" EMT, 0.866"–1.181" OD, 0.3125"–0.5" Flange | 15 lb | 100 pc |
| 12P912SM | 3/4" EMT, 0.866"–1.181" OD, 0.5625"–0.75" Flange | 15 lb | 50 pc |
| 16P24SM | 1" EMT, 1.181"–1.378" OD, 0.125"–0.25" Flange | 15 lb | 100 pc |
| 16P58SM | 1" EMT, 1.181"–1.378" OD, 0.3125"–0.5" Flange | 15 lb | 100 pc |
| 16P912SM | 1" EMT, 1.181"–1.378" OD, 0.5625"–0.75" Flange | 15 lb | 50 pc |

Indicated loads are ultimate and should not be combined.


CABLE/CONDUIT Beam

BC-P CONDUIT TO BEAM CLAMP

- Easy installation to beam flanges
- Eliminates offset bending conduit



Material: Spring Steel
Finish: nVent CADDY Armour

| Part # | Description |  |  |
|--------|---|---|---|
| BC8P | 1/2" EMT, 0.5" Max Flange | 25 lb | 100 pc |
| BC12P | 3/4" EMT, 1/2" Rigid, 0.5" Max Flange | 25 lb | 100 pc |
| BC16P | 1" EMT, 3/4" Rigid, 1.181"–1.378" OD, 0.5" Max Flange | 25 lb | 100 pc |

BC-PSM CONDUIT TO BEAM CLAMP

- Easy installation to beam flanges
- Eliminates offset bending conduit



Material: Spring Steel
Finish: nVent CADDY Armour

| Part # | Description |  |
|---------|---------------------------|---|
| BC8PSM | 1/2" EMT, 0.5" Max Flange | 100 pc |
| BC12PSM | 3/4" EMT, 0.5" Max Flange | 100 pc |
| BC16PSM | 1" EMT, 0.5" Max Flange | 100 pc |

CABLE/CONDUIT

Beam

EM-M CONDUIT/PIPE TO FLANGE CLIP

- Supports conduit/pipe or cable from beam flanges
- Snap close clip pivots a full 360°
- Requires only a hammer to install



Material: Spring Steel
Finish: nVent CADDY Armour



| Part # | Description | F ↓ | 📦 | Certification |
|----------|---------------------------------------|--------|--------|---------------|
| 812M24 | 1/2", 3/4" EMT, 1/8"-1/4" Flange | 75 lb | 100 pc | - |
| 812M58 | 1/2", 3/4" EMT, 5/16"-1/2" Flange | 75 lb | 100 pc | - |
| 812M912 | 1/2", 3/4" EMT, 9/16"-3/4" Flange | 75 lb | 50 pc | - |
| 812M1318 | 1/2", 3/4" EMT, 13/16"-1 1/8" Flange | 75 lb | 50 pc | cULus |
| 16M24 | 1" EMT, 1/8"-1/4" Flange | 75 lb | 100 pc | - |
| 16M58 | 1" EMT, 5/16"-1/2" Flange | 75 lb | 100 pc | - |
| 16M912 | 1" EMT, 9/16"-3/4" Flange | 75 lb | 50 pc | - |
| 20M24 | 1 1/4" EMT, 1/8"-1/4" Flange | 75 lb | 50 pc | - |
| 20M58 | 1 1/4" EMT, 5/16"-1/2" Flange | 75 lb | 50 pc | - |
| 20M912 | 1 1/4" EMT, 9/16"-3/4" Flange | 75 lb | 50 pc | - |
| 24M24 | 1 1/2" EMT, 1/8"-1/4" Flange | 75 lb | 50 pc | - |
| 24M58 | 1 1/2" EMT, 5/16"-1/2" Flange | 75 lb | 50 pc | - |
| 24M912 | 1 1/2" EMT, 9/16"-3/4" Flange | 75 lb | 50 pc | cULus |
| 32M24 | 2" EMT, 1/8"-1/4" Flange | 75 lb | 50 pc | - |
| 32M58 | 2" EMT, 5/16"-1/2" Flange | 75 lb | 50 pc | - |
| 32M912 | 2" EMT, 9/16"-3/4" Flange | 75 lb | 50 pc | - |
| 6M24 | 14-2 to 12-3 MC/AC, 1/8"-1/4" Flange | 75 lb | 100 pc | - |
| 6M58 | 14-2 to 12-3 MC/AC, 5/16"-1/2" Flange | 75 lb | 100 pc | - |
| 6M912 | 14-2 to 12-3 MC/AC, 9/16"-3/4" Flange | 75 lb | 100 pc | - |

CABLE/CONDUIT Beam

H-MSM CONDUIT/PIPE TO FLANGE CLIP, SIDE MOUNT

- Supports conduit/pipe or cable from beam flanges
- Snap close clip pivots a full 360°
- Requires only a hammer to install



Material: Spring Steel
Finish: nVent CADDY Armour



| Part # | Description | F ↓ | ☐ | Certification |
|-----------|---------------------------------------|--------|--------|---------------|
| 6M24SM | 14-2 to 12-3 MC/AC, 1/8"-1/4" Flange | 25 lb | 100 pc | cULus |
| 6M58SM | 14-2 to 12-3 MC/AC, 5/16"-1/2" Flange | 25 lb | 100 pc | cULus |
| 6M912SM | 14-2 to 12-3 MC/AC, 9/16"-3/4" Flange | 25 lb | 100 pc | - |
| 812M24SM | 1/2", 3/4" EMT, 1/8"-1/4" Flange | 25 lb | 100 pc | cULus |
| 812M58SM | 1/2", 3/4" EMT, 5/16"-1/2" Flange | 25 lb | 100 pc | cULus |
| 812M912SM | 1/2", 3/4" EMT, 9/16"-3/4" Flange | 25 lb | 100 pc | cULus |
| 16M24SM | 1" EMT, 1/8"-1/4" Flange | 25 lb | 100 pc | cULus |
| 16M58SM | 1" EMT, 5/16"-1/2" Flange | 25 lb | 100 pc | cULus |
| 16M912SM | 1" EMT, 9/16"-3/4" Flange | 25 lb | 50 pc | cULus |
| 20M24SM | 1 1/4" EMT, 1/8"-1/4" Flange | 25 lb | 100 pc | cULus |
| 20M58SM | 1 1/4" EMT, 5/16"-1/2" Flange | 25 lb | 100 pc | - |
| 20M912SM | 1 1/4" EMT, 9/16"-3/4" Flange | 25 lb | 100 pc | - |
| 24M24SM | 1 1/2" EMT, 1/8"-1/4" Flange | 25 lb | 50 pc | cULus |
| 24M58SM | 1 1/2" EMT, 5/16"-1/2" Flange | 25 lb | 50 pc | cULus |
| 24M912SM | 1 1/2" EMT, 9/16"-3/4" Flange | 25 lb | 50 pc | cULus |
| 32M24SM | 2" EMT, 1/8"-1/4" Flange | 25 lb | 50 pc | cULus |
| 32M58SM | 2" EMT, 5/16"-1/2" Flange | 25 lb | 50 pc | cULus |
| 32M912SM | 2" EMT, 9/16"-3/4" Flange | 25 lb | 50 pc | cULus |

CABLE/CONDUIT

Beam

EM-MR CONDUIT TO FLANGE CLIP WITH RETAINER

- Only one piece to install
- Fast hammer-on installation
- Pre-riveted retainer strap is easily bent into position



Material: Spring Steel
Finish: nVent CADDY Armour

| Part # | EMT Conduit Size | Flange Thickness FT | Length | F ↓ | ☐ |
|-----------|------------------|---------------------|--------|--------|-------|
| CM24812M | 1/2", 3/4" | 1/8"-1/4" | 7.85 | 75 lb | 50 pc |
| CM58812M | 1/2", 3/4" | 5/16"-1/2" | 7.85 | 75 lb | 50 pc |
| CM912812M | 1/2", 3/4" | 9/16"-3/4" | 7.85 | 75 lb | 50 pc |
| CM2416M | 1" | 1/8"-1/4" | 13.00 | 75 lb | 50 pc |
| CM5816M | 1" | 5/16"-1/2" | 13.00 | 75 lb | 50 pc |
| CM91216M | 1" | 9/16"-3/4" | 13.00 | 75 lb | 50 pc |

H-MSMR CONDUIT TO FLANGE CLIP WITH RETAINER, SIDE MOUNT

- Only one piece to install
- Fast hammer-on installation
- Pre-riveted retainer strap is easily bent into position
- Lightweight design



Material: Spring Steel
Finish: nVent CADDY Armour

| Part # | Description | F ↓ | ☐ |
|-----------|--|--------|-------|
| C24812SM | 1/2", 3/4" EMT, 1/2", 3/4" Rigid/Pipe, 1/8"-1/4" Flange | 25 lb | 50 pc |
| C58812SM | 1/2", 3/4" EMT, 1/2", 3/4" Rigid/Pipe, 5/16"-1/2" Flange | 25 lb | 50 pc |
| C912812SM | 1/2", 3/4" EMT, 1/2", 3/4" Rigid/Pipe, 9/16"-3/4" Flange | 25 lb | 50 pc |
| C2416SM | 1" EMT, 1" Rigid/Pipe, 1/8"-1/4" Flange | 25 lb | 50 pc |
| C5816SM | 1" EMT, 1" Rigid/Pipe, 5/16"-1/2" Flange | 25 lb | 50 pc |
| C91216SM | 1" EMT, 1" Rigid/Pipe, 9/16"-3/4" Flange | 25 lb | 50 pc |

CABLE/CONDUIT

Beam

BC-M CONDUIT TO BEAM CLAMP

- Easy installation to beam flanges
- Eliminates offset bending conduit
- Conduit clip rotates 360 degrees



Material: Spring Steel
Finish: nVent CADDY Armour



| Part # | Description | F | Box |
|--------|--|--------|--------|
| BC812M | 1/2", 3/4" EMT, 1/2", 3/4" Rigid/Pipe, 0.709"–1.181" OD, 0.5" Max Flange | 100 lb | 100 pc |
| BC16M | 1" EMT, 1" Rigid/Pipe, 0.5" Max Flange | 100 lb | 100 pc |
| BC20M | 1 1/4" EMT, 1 1/4" Rigid/Pipe, 0.5" Max Flange | 100 lb | 100 pc |
| BC24M | 1 1/2" EMT, 1 1/2" Rigid/Pipe, 0.5" Max Flange | 100 lb | 50 pc |
| BC32M | 2" EMT, 2" Rigid/Pipe, 0.5" Max Flange | 100 lb | 50 pc |

BC-MSM CONDUIT TO BEAM CLAMP, SIDE MOUNT

- Easy installation to beam flanges
- Eliminates offset bending conduit
- Conduit clip rotates 360 degrees



Material: Spring Steel
Finish: nVent CADDY Armour




| Part # | Description | F | Box |
|----------|--|-------|--------|
| BC812MSM | 1/2", 3/4" EMT, 1/2", 3/4" Rigid/Pipe, 0.709"–1.181" OD, 0.5" Max Flange | 25 lb | 100 pc |
| BC16MSM | 1" EMT, 1" Rigid/Pipe, 0.5" Max Flange | 25 lb | 100 pc |
| BC20MSM | 1 1/4" EMT, 1 1/4" Rigid/Pipe, 0.5" Max Flange | 25 lb | 100 pc |
| BC24MSM | 1 1/2" EMT, 1 1/2" Rigid/Pipe, 0.5" Max Flange | 25 lb | 50 pc |
| BC32MSM | 2" EMT, 2" Rigid/Pipe, 0.5" Max Flange | 25 lb | 50 pc |

CABLE/CONDUIT

Beam

SOLAR SNAP CLIP

- Supports up to two transmission cables on solar arrays
- Mounts in four orientations
- Flared edges to protect cable
- Gripping tab provides a secure fit to the frame



Material: Spring Steel
Finish: nVent CADDY Armour


| Part # | Description |  |
|---------|--------------------------------------|---|
| SCSOL1A | 1/16"–5/64" Flange, 0.196"–0.275" OD | 100 pc |

CABLE SNAP CLIP

- Clip snaps on flange and cable snaps into clip



Material: Spring Steel
Finish: nVent CADDY Armour

| Part # | Description |  |
|--------|--------------------------------------|---|
| SC2A | 1/16"–3/16" Flange, 0.236"–0.276" OD | 100 pc |
| SC2B | 1/16"–3/16" Flange, 0.315"–0.354" OD | 100 pc |
| SC2C | 1/16"–3/16" Flange, 0.394"–0.433" OD | 100 pc |
| SC2D | 1/16"–3/16" Flange, 0.472"–0.551" OD | 100 pc |
| SC2E | 1/16"–3/16" Flange, 0.591"–0.709" OD | 100 pc |
| SC2F | 1/16"–3/16" Flange, 0.748"–0.945" OD | 100 pc |
| SC2G | 1/16"–3/16" Flange, 0.984"–1.26" OD | 100 pc |
| SC4A | 3/16"–9/32" Flange, 0.236"–0.276" OD | 100 pc |
| SC4B | 3/16"–9/32" Flange, 0.315"–0.354" OD | 100 pc |
| SC4C | 3/16"–9/32" Flange, 0.394"–0.433" OD | 100 pc |
| SC4D | 3/16"–9/32" Flange, 0.472"–0.551" OD | 100 pc |
| SC4E | 3/16"–9/32" Flange, 0.591"–0.709" OD | 100 pc |
| SC4F | 3/16"–9/32" Flange, 0.748"–0.945" OD | 100 pc |
| SC4G | 3/16"–9/32" Flange, 0.984"–1.26" OD | 100 pc |
| SC8A | 5/16"–1/2" Flange, 0.236"–0.276" OD | 100 pc |
| SC8B | 5/16"–1/2" Flange, 0.315"–0.354" OD | 100 pc |
| SC8C | 5/16"–1/2" Flange, 0.394"–0.433" OD | 100 pc |
| SC8D | 5/16"–1/2" Flange, 0.472"–0.551" OD | 100 pc |
| SC8E | 5/16"–1/2" Flange, 0.591"–0.709" OD | 100 pc |
| SC8F | 5/16"–1/2" Flange, 0.748"–0.945" OD | 100 pc |
| SC8G | 5/16"–1/2" Flange, 0.984"–1.26" OD | 100 pc |

CABLE/CONDUIT

Beam

MC/AC CABLE TO FLANGE CLIP, BOTTOM MOUNT

- Compliant with NEC® Article 300.4(d), allowing cable to be positioned a minimum of 1-1/4" from face of stud
- Compliant with CEC Rule 12-618 for support of MC/AC cable



Material: Spring Steel
Finish: nVent CADDY Armour



| Part # | Description |  |
|----------|--|---|
| MAC224 | 1/8"–1/4" Flange, 14-2 to 10-3 MC/AC | 100 pc |
| MAC258 | 5/16"–1/2" Flange, 14-2 to 10-3 MC/AC | 100 pc |
| MAC2912 | 9/16"–3/4" Flange, 14-2 to 10-3 MC/AC | 100 pc |
| MAC21318 | 13/16"–1 1/8" Flange, 14-2 to 10-3 MC/AC | 50 pc |

Assemblies allow for support from most main and substructures.

MC/AC CABLE TO FLANGE CLIP, SIDE MOUNT

- No tools required for installation
- Compliant with NEC® Article 300.4(d), allowing cable to be positioned a minimum of 1-1/4" from face of stud
- Compliant with CEC Rule 12-618 for support of MC/AC cable



Material: Spring Steel
Finish: nVent CADDY Armour



| Part # | Description |  |
|-----------|---------------------------------------|---|
| MAC224SM | 1/8"–1/4" Flange, 14-2 to 10-3 MC/AC | 100 pc |
| MAC258SM | 5/16"–1/2" Flange, 14-2 to 10-3 MC/AC | 100 pc |
| MAC2912SM | 9/16"–3/4" Flange, 14-2 to 10-3 MC/AC | 100 pc |

Assemblies allow for support from most main and substructures.

CABLE/CONDUIT

Beam

MC/AC CABLE TO BEAM CLAMP

- Compliant with NEC® Article 300.4(d), allowing cable to be positioned a minimum of 1-1/4" from face of stud
- Compliant with CEC Rule 12-618 for support of MC/AC cable



Material: Spring Steel
Finish: nVent CADDY Armour



| Part # | Description | |
|--------|--------------------------------------|--------|
| MAC2BC | 1/8"–1/2" Flange, 14-2 to 10-3 MC/AC | 100 pc |

Assemblies allow for support from most main and substructures.

MC/AC CABLE SUPPORT BRACKET WITH FLANGE CLIP

- Neatly isolates, supports and secures MC/AC cables
- Properly spaces MC/AC cable to help eliminate bundling and NEC® & CEC derating issues
- Results in a "neat and workmanlike" installation



Material: Steel
Finish: ElectroGalvanized



| Part # | Description | |
|--|--|-------|
| Isolated Ground Cable Size: 12-3 to 8-2 MC/AC Cable Size: 10-3 to 8-3 Super Neutral Cable Size: 12-3 to 10-2 | | |
| MCS10124 | 10-3 to 8-3 MC/AC, 7 Cable, 1/8"–1/4" Flange | 25 pc |
| MCS10158 | 10-3 to 8-3 MC/AC, 7 Cable, 5/16"–1/2" Flange | 25 pc |
| MCS101912 | 10-3 to 8-3 MC/AC, 7 Cable, 9/16"–3/4" Flange | 25 pc |
| MC/AC Cable Size: 14-3 to 10-2 Super Neutral Cable Size: 10-2 | | |
| MCS5024 | 14-3 to 10-2 MC/AC, 4 Cable, 1/8"–1/4" Flange | 25 pc |
| MCS5058 | 14-3 to 10-2 MC/AC, 4 Cable, 5/16"–1/2" Flange | 25 pc |
| MCS50912 | 14-3 to 10-2 MC/AC, 4 Cable, 9/16"–3/4" Flange | 25 pc |
| MCS10024 | 14-3 to 10-2 MC/AC, 8 Cable, 1/8"–1/4" Flange | 25 pc |
| MCS10058 | 14-3 to 10-2 MC/AC, 8 Cable, 5/16"–1/2" Flange | 25 pc |
| MCS100912 | 14-3 to 10-2 MC/AC, 8 Cable, 9/16"–3/4" Flange | 25 pc |

CABLE/CONDUIT

Beam


MC/AC CABLE SUPPORT BRACKET WITH BEAM CLAMP

- Neatly isolates, supports and secures MC/AC cables
- Properly spaces MC/AC cable to help eliminate bundling and NEC® & CEC derating issues
- Results in a “neat and workmanlike” installation



Material: Steel
Finish: Electrogalvanized




| Part # | Description |  |
|--|---|---|
| Isolated Ground Cable Size: 12-3 to 8-2 MC/AC Cable Size: 10-3 to 8-3 Super Neutral Cable Size: 12-3 to 10-2 | | |
| MCS101BC200 | 10-3 to 8-3 MC/AC, 7 Cable, 1/8"–5/8" Flange | 25 pc |
| MC/AC Cable Size: 14-3 to 10-2 Super Neutral Cable Size: 10-2 | | |
| MCS50BC200 | 14-3 to 10-2 MC/AC, 4 Cable, 1/8"–5/8" Flange | 25 pc |
| MCS100BC200 | 14-3 to 10-2 MC/AC, 8 Cable, 1/8"–5/8" Flange | 25 pc |

MC/AC CABLE SUPPORT BRACKET WITH SPRING STEEL BEAM CLAMP

- Neatly isolates, supports and secures MC/AC cables
- Properly spaces MC/AC cable to help eliminate bundling and NEC® & CEC derating issues
- Results in a “neat and workmanlike” installation



Material: Steel
Finish: Electrogalvanized

| Part # | Description |  |
|--|---|---|
| Isolated Ground Cable Size: 12-3 to 8-2 MC/AC Cable Size: 10-3 to 8-3 Super Neutral Cable Size: 12-3 to 10-2 | | |
| MCS101BC | 10-3 to 8-3 MC/AC, 7 Cable, 1/8"–1/2" Flange | 50 pc |
| MC/AC Cable Size: 14-3 to 10-2 Super Neutral Cable Size: 10-2 | | |
| MCS50BC | 14-3 to 10-2 MC/AC, 4 Cable, 1/8"–1/2" Flange | 25 pc |
| MCS100BC | 14-3 to 10-2 MC/AC, 8 Cable, 1/8"–1/2" Flange | 25 pc |

CABLE/CONDUIT Beam


NM CABLE TO BEAM CLAMP

- Supports non-metallic sheathed cable with ground wire



Material: Spring Steel
Finish: nVent CADDY Armour



| Part # | Description |  |
|--------|--|---|
| RMXBC | 14-2, 12-2 NM, 0.28"–0.32" OD, 1/2" Max Flange | 100 pc |

Assemblies allow support from most main and substructures.


NM CABLE TO FLANGE CLIP

- Supports non-metallic sheathed cable with ground wire



Material: Spring Steel
Finish: nVent CADDY Armour



| Part # | Description |  |
|--------|--|---|
| RMX24 | 14-2, 12-2 NM, 0.28"–0.32" OD, 1/8"–1/4" Flange | 100 pc |
| RMX58 | 14-2, 12-2 NM, 0.28"–0.32" OD, 5/16"–1/2" Flange | 100 pc |
| RMX912 | 14-2, 12-2 NM, 0.28"–0.32" OD, 9/16"–3/4" Flange | 100 pc |

Assemblies allow support from most main and substructures.

CABLE/CONDUIT

Beam

SBT-HSM MULTIPLE CONDUIT MOUNTING PLATE WITH FLANGE CLIP

- Single point structure attachment and easy “snap-in” field assembly of up to three conduit clips
- No tools necessary for installation of clips
- Eliminates need for offset bending conduit
- Helps eliminate multiple beam clamps or strut assemblies



Material: Spring Steel
Finish: nVent CADDY Armour

| Part # | Description | F ↓ | 📦 |
|------------|-------------------|--------|-------|
| SBT1824SM | 1/8"–1/4" Flange | 50 lb | 50 pc |
| SBT1858SM | 5/16"–1/2" Flange | 50 lb | 50 pc |
| SBT18912SM | 9/16"–3/4" Flange | 50 lb | 50 pc |

Static load ratings are per tab.

SBT-BC MULTIPLE CONDUIT MOUNTING PLATE WITH BEAM CLAMP

- Single point structure attachment and easy “snap-in” field assembly of up to three conduit clips
- No tools necessary for installation of clips
- Eliminates need for offset bending conduit
- Helps eliminate multiple beam clamps or strut assemblies



Material: Spring Steel
Finish: nVent CADDY Armour

| Part # | Description | F ↓ | 📦 |
|---------|-----------------|--------|-------|
| SBT18BC | 1/2" Max Flange | 25 lb | 50 pc |

Static load ratings are per tab.

CABLE/CONDUIT



Beam

SBT-H MULTIPLE CONDUIT MOUNTING PLATE WITH FLANGE CLIP

- Single point structure attachment and easy “snap-in” field assembly of up to three conduit clips
- No tools necessary for installation of clips
- Eliminates need for offset bending conduit
- Helps eliminate multiple beam clamps or strut assemblies



Material: Spring Steel
Finish: nVent CADDY Armour

| Part # | Description |  |  |
|----------|-------------------|---|---|
| SBT1824 | 1/8"–1/4" Flange | 25 lb | 50 pc |
| SBT1858 | 5/16"–1/2" Flange | 25 lb | 50 pc |
| SBT18912 | 9/16"–3/4" Flange | 25 lb | 50 pc |

Static load ratings are per tab.

SBT-BC200 MULTIPLE CONDUIT MOUNTING PLATE WITH BEAM CLAMP

- Single point structure attachment and easy “snap-in” field assembly of up to three conduit clips
- No tools necessary for installation of clips
- Eliminates need for offset bending conduit
- Helps eliminate multiple beam clamps or strut assemblies



Material: Spring Steel
Finish: nVent CADDY Armour

| Part # | Description |  |  |
|------------|------------------|---|---|
| SBT18BC200 | 1/8"–5/8" Flange | 33 lb | 50 pc |


Static load ratings are per tab.

CABLE/CONDUIT



Deck

SNAP CLOSE CONDUIT/PIPE CLAMP WITH SHOT-FIRE BRACKET

- Eliminates need for offset bending conduit
- Finger closure, no tools required
- Complete with shot-fire bracket and pre-assembled drive pin from Powers Fasteners, Inc.
- Quickly and easily attaches to concrete, steel or composite metal decking
- Integrated pin installs easily using powder-actuated or single-shot gas-actuated tools
- ICC-ES ESR-2024 evaluation report available for drive pin from Powers Fasteners, Inc



Material: Steel, Spring Steel
Finish: Electrogalvanized, nVent CADDY Armour

| Part # | Description |  |  |
|--------|---------------------------------------|---|---|
| 6MSF | 3/8" Flexible, 14-2 to 12-3 MC/AC | 25 lb | 50 pc |
| 812MSF | 1/2", 3/4" EMT, 1/2", 3/4" Rigid/Pipe | 25 lb | 50 pc |
| 16MSF | 1" EMT, 1" Rigid/Pipe | 25 lb | 50 pc |

Uses Powers Fasteners, Inc. part number 50032. Static load was established based on a 1" (25.4 mm) embedment depth and 3,000 psi (20.68 MPa) lightweight concrete. For variations in embedment and material please consult www.powers.com. Pre-assembled drive pin from Powers Fasteners, Inc. works with Powers® C4CZ, Simpson® GCN-MEPKT, SPIT® P1000, P200, P2201, P3500 / PA3500, P35s, P45, P60, P7201, Sniper; Ramset® 721, Cobra, D45 / D60 / D60L, M70, SA270, T3SS, TS750P, TS60P, Viper; Hilti® DX35, DX350 / DX351 / DX36M, DX100 / DX200, DX460, DXA40, DXA41, DXE72 / DX400; Würth Diva-1, BST-1, BST-2 or equivalent nailers.

CABLE/CONDUIT

Deck

SNAP CLOSE CONDUIT CLAMP WITH Z SHOT-FIRE BRACKET

- Eliminates need for offset bending conduit
- Finger closure, no tools required
- Complete with shot-fire bracket and pre-assembled drive pin from Powers Fasteners, Inc.
- Quickly and easily attaches to concrete, steel or composite metal decking
- Integrated pin installs easily using powder-actuated or single-shot gas-actuated tools
- ICC-ES ESR-2024 evaluation report available for drive pin from Powers Fasteners, Inc



Material: Steel, Spring Steel
Finish: Electrogalvanized, nVent CADDY Armour

| Part # | Description | F ↓ | 📦 |
|---------|---------------------------------------|--------|-------|
| 6MZSF | 3/8" Flexible, 14-2 to 12-3 MC/AC | 100 lb | 50 pc |
| 812MZSF | 1/2", 3/4" EMT, 1/2", 3/4" Rigid/Pipe | 100 lb | 50 pc |
| 16MZSF | 1" EMT, 1" Rigid/Pipe | 100 lb | 50 pc |

Uses Powers Fasteners, Inc. part number 50032. Static load was established based on a 1" (25.4 mm) embedment depth and 3,000 psi (20.68 MPa) lightweight concrete. For variations in embedment and material please consult www.powers.com. Pre-assembled drive pin from Powers Fasteners, Inc. works with Powers® C4CZ, Simpson® GCN-MEPKT, SPIT® P1000, P200, P2201, P3500 / PA3500, P35s, P45, P60, P7201, Sniper; Ramset® 721, Cobra, D45 / D60 / D60L, M70, SA270, T3SS, TS750P, TS60P, Viper; Hilti® DX35, DX350 / DX351 / DX36M, DX100 / DX200, DX460, DXA40, DXA41, DXE72 / DX400; Würth Diva-1, BST-1, BST-2 or equivalent nailers. For shot-fired supports in seismic design category D, E, or F, maximum load is the lesser of 90 lb (400 N) or the published load.

CABLE/CONDUIT


Deck

PUSH IN CONDUIT CLAMP WITH SHOT-FIRE BRACKET

- Push-in installation of conduit
- Eliminates need for offset bending conduit
- Complete with shot-fire bracket and pre-assembled drive pin from Powers Fasteners, Inc.
- Quickly and easily attaches to concrete, steel or composite metal decking
- Integrated pin installs easily using powder-actuated or single-shot gas-actuated tools
- ICC-ES ESR-2024 evaluation report available for drive pin from Powers Fasteners, Inc



Material: Steel, Spring Steel
Finish: Electrogalvanized, nVent CADDY Armour

| Part # | Description |  |  |
|--------|----------------------------|---|---|
| 8PSF | 1/2" EMT, 0.709"–0.866" OD | 15 lb | 50 pc |
| 12PSF | 3/4" EMT, 0.866"–1.181" OD | 15 lb | 50 pc |
| 16PSF | 1" EMT, 1.181"–1.378" OD | 15 lb | 50 pc |

Uses Powers Fasteners, Inc. part number 50032. Static load was established based on a 1" (25.4 mm) embedment depth and 3,000 psi (20.68 MPa) lightweight concrete. For variations in embedment and material please consult www.powers.com. Pre-assembled drive pin from Powers Fasteners, Inc. works with Powers® C4CZ, Simpson® GCN-MEPKT, SPIT® P1000, P200, P2201, P3500 / PA3500, P35s, P45, P60, P7201, Sniper; Ramset® 721, Cobra, D45 / D60 / D60L, M70, SA270, T3SS, TS750P, TS60P, Viper; Hilti® DX35, DX350 / DX351 / DX36M, DX100 / DX200, DX460, DXA40, DXA41, DXE72 / DX400; Würth Diva-1, BST-1, BST-2 or equivalent nailers.

CABLE/CONDUIT

Deck

PUSH IN CONDUIT CLAMP WITH Z SHOT-FIRE BRACKET

- Push-in installation of conduit
- Eliminates need for offset bending conduit
- Complete with shot-fire bracket and pre-assembled drive pin from Powers Fasteners, Inc.
- Quickly and easily attaches to concrete, steel or composite metal decking
- Integrated pin installs easily using powder-actuated or single-shot gas-actuated tools
- ICC-ES ESR-2024 evaluation report available for drive pin from Powers Fasteners, Inc



Material: Steel, Spring Steel

Finish: Electrogalvanized, nVent CADDY Armour

| Part # | Description |  |  |
|--------|----------------------------|---|---|
| 8PZSF | 1/2" EMT, 0.709"–0.866" OD | 25 lb | 50 pc |
| 12PZSF | 3/4" EMT, 0.866"–1.181" OD | 25 lb | 50 pc |
| 16PZSF | 1" EMT, 1.181"–1.378" OD | 25 lb | 50 pc |

Uses Powers Fasteners, Inc. part number 50032. Static load was established based on a 1" (25.4 mm) embedment depth and 3,000 psi (20.68 MPa) lightweight concrete. For variations in embedment and material please consult www.powers.com. Pre-assembled drive pin from Powers Fasteners, Inc. works with Powers® C4CZ, Simpson® GCN-MEPKT, SPIT® P1000, P200, P2201, P3500 / PA3500, P35s, P45, P60, P7201, Sniper; Ramset® 721, Cobra, D45 / D60 / D60L, M70, SA270, T3SS, TS750P, TS60P, Viper; Hilti® DX35, DX350 / DX351 / DX36M, DX100 / DX200, DX460, DXA40, DXA41, DXE72 / DX400; Würth Diva-1, BST-1, BST-2 or equivalent nailers.

CABLE/CONDUIT

Deck

BOLT CLOSE CONDUIT/PIPE CLAMP WITH SHOT-FIRE BRACKET

- Retained bolt and built-in nut means there are less parts to handle or drop
- Combo head bolt works with slotted, hex, #3 phillips or #2 robertson drivers
- Complete with shot-fire bracket and pre-assembled drive pin from Powers Fasteners, Inc.
- Quickly and easily attaches to concrete, steel or composite metal decking
- Integrated pin installs easily using powder-actuated or single-shot gas-actuated tools
- ICC-ES ESR-2024 evaluation report available for drive pin from Powers Fasteners, Inc



Material: Steel

Finish: Electrogalvanized

| Part # | Description | F ↓ | ↓ |
|--------|---|--------|-------|
| CD0BSF | 0.67"–0.84" OD, 1/2" EMT, 1/2" Rigid/Pipe | 100 lb | 50 pc |
| CD1BSF | 0.74"–1.05" OD, 3/4" EMT, 3/4" Rigid/Pipe | 100 lb | 50 pc |
| CD2BSF | 1"–1.315" OD, 1" EMT, 1" Rigid/Pipe | 100 lb | 50 pc |

Uses Powers Fasteners, Inc. part number 50032. Static load was established based on a 1" (25.4 mm) embedment depth and 3,000 psi (20.68 MPa) lightweight concrete. For variations in embedment and material please consult www.powers.com. Pre-assembled drive pin from Powers Fasteners, Inc. works with Powers® C4CZ, Simpson® GCN-MEPKT, SPIT® P1000, P200, P2201, P3500 / PA3500, P35s, P45, P60, P7201, Sniper, Ramset® 721, Cobra, D45 / D60 / D60L, M70, SA270, T3SS, TS750P, TS60P, Viper; Hilti® DX35, DX350 / DX351 / DX36M, DX100 / DX200, DX460, DXA40, DXA41, DXE72 / DX400; Würth Diva-1, BST-1, BST-2 or equivalent nailers.

CABLE/CONDUIT

Deck

BOLT CLOSE CONDUIT/PIPE CLAMP WITH Z SHOT-FIRE BRACKET

- Retained bolt and built-in nut means there are less parts to handle or drop
- Combo head bolt works with slotted, hex, #3 phillips or #2 robertson drivers
- Complete with shot-fire bracket and pre-assembled drive pin from Powers Fasteners, Inc.
- Quickly and easily attaches to concrete, steel or composite metal decking
- Integrated pin installs easily using powder-actuated or single-shot gas-actuated tools
- ICC-ES ESR-2024 evaluation report available for drive pin from Powers Fasteners, Inc



Material: Steel

Finish: ElectroGalvanized

| Part # | Description | F | |
|---------|---|--------|-------|
| CD0BZSF | 0.67"–0.84" OD, 1/2" EMT, 1/2" Rigid/Pipe | 100 lb | 50 pc |
| CD1BZSF | 0.74"–1.05" OD, 3/4" EMT, 3/4" Rigid/Pipe | 100 lb | 50 pc |
| CD2BZSF | 1"–1.315" OD, 1" EMT, 1" Rigid/Pipe | 100 lb | 50 pc |

Uses Powers Fasteners, Inc. part number 50032. Static load was established based on a 1" (25.4 mm) embedment depth and 3,000 psi (20.68 MPa) lightweight concrete. For variations in embedment and material please consult www.powers.com. Pre-assembled drive pin from Powers Fasteners, Inc. works with Powers® C4CZ, Simpson® GCN-MEPKT, SPIT® P1000, P200, P2201, P3500 / PA3500, P35s, P45, P60, P7201, Sniper; Ramset® 721, Cobra, D45 / D60 / D60L, M70, SA270, T3SS, TS750P, TS60P, Viper; Hilti® DX35, DX350 / DX351 / DX36M, DX100 / DX200, DX460, DXA40, DXA41, DXE72 / DX400; Würth Diva-1, BST-1, BST-2 or equivalent nailers. For shot-fired supports in seismic design category D, E, or F, maximum load is the lesser of 90 lb (400 N) or the published load.

CABLE/CONDUIT


Deck

M-TDH CONDUIT TO DECK HANGER

- Meets the requirements of NEC® Section 300.4(E)
- Supports conduit or pipe 1-1/2" (38 mm) under the roof decking to prevent potential damage from nails or screws



Material: Spring Steel
Finish: nVent CADDY Armour


| Part # | Description |  |
|---------|-----------------------------------|---|
| 812MTDH | 1/2", 3/4" EMT | 50 pc |
| 16MTDH | 1" EMT | 50 pc |
| 20MTDH | 1 1/4" EMT | 50 pc |
| 24MTDH | 1 1/2" EMT | 50 pc |
| 6MTDH | 3/8" Flexible, 14-2 to 12-3 MC/AC | 50 pc |

CD-TDH CONDUIT/PIPE TO DECK HANGER

- Meets the requirements of NEC® Section 300.4(E)
- Supports conduit or pipe 1-1/2" (38 mm) under the roof decking to prevent potential damage from nails or screws



Material: Steel
Finish: Electrogalvanized


| Part # | Description |  |
|-----------|---------------------------|---|
| CD0BTDH | 1/2" EMT, 1/2" Rigid/Pipe | 50 pc |
| CD1BTDH | 3/4" EMT, 3/4" Rigid/Pipe | 50 pc |
| CD2BTDH | 1" EMT, 1" Rigid/Pipe | 50 pc |
| CD2.5BTDH | 1 1/4" EMT | 50 pc |

CABLE/CONDUIT

Deck

SBT-TDH MULTIPLE CONDUIT MOUNTING PLATE WITH DECK HANGER

- Meets the requirements of NEC® Section 300.4(E)
- Supports conduit or pipe 1-1/2" (38 mm) under the roof decking to prevent potential damage from nails or screws



Material: Spring Steel
Finish: nVent CADDY Armour


| Part # | Description |  |
|----------|--|---|
| SBT18TDH | SBT-TDH Multiple Conduit Mounting Plate with Deck Hanger | 50 pc |

M-CPNAM CONDUIT TO DECK ANGLE BRACKET

- Meets the requirements of NEC® Section 300.4(E)
- Supports conduit or pipe 1-1/2" (38 mm) under the roof decking to prevent potential damage from nails or screws



Material: Steel
Finish: Plain

| Part # | Description |  |
|-----------|-----------------------------------|---|
| 812MCPNAM | 1/2", 3/4" EMT | 50 pc |
| 16MCPNAM | 1" EMT | 50 pc |
| 20MCPNAM | 1 1/4" EMT | 50 pc |
| 24MCPNAM | 1 1/2" EMT | 50 pc |
| 6MCPNAM | 3/8" Flexible, 14-2 to 12-3 MC/AC | 50 pc |

CABLE/CONDUIT


Deck

CD-CPNAM CONDUIT/PIPE TO DECK ANGLE BRACKET

- Meets the requirements of NEC® Section 300.4(E)
- Supports conduit or pipe 1-1/2" (38 mm) under the roof decking to prevent potential damage from nails or screws



Material: Steel
Finish: Electrogalvanized

| Part # | Description |  |
|-------------|---------------------------|---|
| CD0BCPNAM | 1/2" EMT, 1/2" Rigid/Pipe | 50 pc |
| CD1BCPNAM | 3/4" EMT, 3/4" Rigid/Pipe | 50 pc |
| CD2BCPNAM | 1" EMT, 1" Rigid/Pipe | 50 pc |
| CD2.5BCPNAM | 1 1/4" EMT | 50 pc |

SNAP CLOSE METAL DECK CONDUIT CLAMP

- Provides spacing between conduit and deck surface
- Easily attached with screw gun or power tool
- Permits conduit to be laid out and then attached
- Eliminates need for offset bending conduit



Material: Spring Steel, Steel
Finish: nVent CADDY Armour, Pregalvanized

| Part # | Description |  |
|---------|----------------------------------|---|
| AOL812M | 1/2", 3/4" EMT, 1/2", 3/4" Rigid | 100 pc |

No load rating, for positioning only.

CABLE/CONDUIT

Deck

PUSH-IN METAL DECK CONDUIT CLAMP

- Provides spacing between conduit and deck surface
- Easily attached with screw gun or power tool
- Permits conduit to be laid out and then attached
- Eliminates need for offset bending conduit



Material: Spring Steel, Steel
Finish: nVent CADDY Armour, Pregalvanized

| Part # | Description |  |
|--------|---|---|
| AOL8P | 1/2" EMT, 0.709" Min, 0.866" Max, 0.5" Nom OD | 100 pc |
| AOL12P | 3/4" EMT, 1/2" Rigid, 0.866" Min, 1.181" Max, 0.752" Nom OD | 100 pc |
| AOL16P | 1" EMT, 3/4" Rigid, 1.181" Min, 1.378" Max, 1" Nom OD | 100 pc |

No load rating, for positioning only.

SNAP CLOSE CONDUIT CLAMP WITH NAIL BRACKET

- Used to attach conduit to wood, steel or concrete
- Eliminates need for offset bending conduit
- Works with power tools, screw guns or nails
- May be attached after positioning conduit



Material: Spring Steel
Finish: nVent CADDY Armour



| Part # | Description |  |
|---------|----------------------------------|---|
| CNB812M | 1/2", 3/4" EMT, 1/2", 3/4" Rigid | 100 pc |

No load rating, for positioning only.

CABLE/CONDUIT

Deck

PUSH IN CONDUIT CLAMP WITH NAIL BRACKET

- Used to attach conduit to wood, steel or concrete
- Eliminates need for offset bending conduit
- Works with power tools, screw guns or nails
- May be attached after positioning conduit



Material: Spring Steel
Finish: nVent CADDY Armour

| Part # | Description | |
|--------|-------------|--------|
| CNB8P | 1/2" EMT | 100 pc |
| CNB12P | 3/4" EMT | 100 pc |

No load rating, for positioning only.

WMX CABLE HANGER WITH SHOT-FIRE BRACKET

- Bundle runs of MC or AC (refer to local authorities and NEC® Article 310 for derating ampacity when flexible power cables are used)
- Complete with shot-fire bracket and pre-assembled drive pin from Illinois Tool Works, Inc.
- Quickly and easily attaches to concrete, steel or composite metal decking
- Integrated pin installs easily using powder-actuated or single-shot gas-actuated tools
- ICC-ES evaluation report available for drive pin from Illinois Tool Works, Inc.



Material: Steel
Finish: Electrogalvanized

| Part # | Description | F ↓ | |
|--------|-------------|--------|--------|
| WMX6SF | 1 3/4" dia | 75 lb | 100 pc |

Uses Ramset® part number SDC100. For minimum fastener embedment depths in steel or concrete, please consult www.ramset.com.

CABLE/CONDUIT

Deck


MC/AC CABLE SUPPORT WITH SHOT-FIRE BRACKET

- Neatly isolates, supports and secures MC/AC cables
- Properly spaces MC/AC cable to help eliminate bundling and NEC® & CEC derating issues
- Results in a “neat and workmanlike” installation
- Complete with shot-fire bracket and pre-assembled drive pin from Powers Fasteners, Inc.
- ICC-ES ESR-2024 evaluation report available for drive pin from Powers Fasteners, Inc



- Quickly and easily attaches to concrete, steel or composite metal decking
- Integrated pin installs easily using powder-actuated or single-shot gas-actuated tools

Material: Steel
Finish: Electrogalvanized

| Part # | Description |  |
|----------|--|---|
| MCS100SF | 14-3 to 10-2 MC/AC, 10-2 Super Neutral | 25 pc |

Uses Powers Fasteners, Inc. part number 50032. Pre-assembled drive pin from Powers Fasteners, Inc. works with Powers® C4CZ, Simpson® GCN-MEPKT, SPIT® P1000, P200, P2201, P3500 / PA3500, P35s, P45, P60, P7201, Sniper; Ramset® 721, Cobra, D45 / D60 / D60L, M70, SA270, T3SS, TS750P, TS60P, Viper; Hilti® DX35, DX350 / DX351 / DX36M, DX100 / DX200, DX460, DXA40, DXA41, DXE72 / DX400; Würth Diva-1, BST-1, BST-2 or equivalent nailers.

MC/AC CABLE CLIP WITH SHOT-FIRE BRACKET

- Provides easy snap-in installation of up to two MC/AC cables
- Complete with shot-fire bracket and pre-assembled drive pin from Powers Fasteners, Inc.
- Quickly and easily attaches to concrete, steel or composite metal decking
- Integrated pin installs easily using powder-actuated or single-shot gas-actuated tools
- ICC-ES ESR-2024 evaluation report available for drive pin from Powers Fasteners, Inc



Material: Steel, Spring Steel
Finish: Electrogalvanized, nVent CADDY Armour

| Part # | Description |  |
|--------|--------------------|---|
| MAC2SF | 14-2 to 10-3 MC/AC | 100 pc |

Uses Powers Fasteners, Inc. part number 50032. Pre-assembled drive pin from Powers Fasteners, Inc. works with Powers® C4CZ, Simpson® GCN-MEPKT, SPIT® P1000, P200, P2201, P3500 / PA3500, P35s, P45, P60, P7201, Sniper; Ramset® 721, Cobra, D45 / D60 / D60L, M70, SA270, T3SS, TS750P, TS60P, Viper; Hilti® DX35, DX350 / DX351 / DX36M, DX100 / DX200, DX460, DXA40, DXA41, DXE72 / DX400; Würth Diva-1, BST-1, BST-2 or equivalent nailers.

CABLE/CONDUIT

Deck

NM CABLE CLIP WITH SHOT-FIRE BRACKET

- Supports non-metallic sheathed cable with ground wire
- Complete with shot-fire bracket and pre-assembled drive pin from Powers Fasteners, Inc.
- Quickly and easily attaches to concrete, steel or composite metal decking
- Integrated pin installs easily using powder-actuated or single-shot gas-actuated tools
- ICC-ES ESR-2024 evaluation report available for drive pin from Powers Fasteners, Inc



Material: Steel, Spring Steel
Finish: Electrogalvanized, nVent CADDY Armour

| Part # | Description |  |
|--------|--------------------------------------|---|
| RMXSF | NM Cable Clip with Shot-Fire Bracket | 100 pc |

Uses Powers Fasteners, Inc. part number 50032. Pre-assembled drive pin from Powers Fasteners, Inc. works with Powers® C4CZ, Simpson® GCN-MEPKT, SPIT® P1000, P200, P2201, P3500 / PA3500, P35s, P45, P60, P7201, Sniper; Ramset® 721, Cobra, D45 / D60 / D60L, M70, SA270, T3SS, TS750P, TS60P, Viper; Hilti® DX35, DX350 / DX351 / DX36M, DX100 / DX200, DX460, DXA40, DXA41, DXE72 / DX400; Würth Diva-1, BST-1, BST-2 or equivalent nailers.

NM CABLE WITH ANGLE BRACKET

- Supports non-metallic sheathed cable with ground wire



Material: Spring Steel
Finish: nVent CADDY Armour



| Part # | Description |  |
|--------|-------------------------------|---|
| RMXAB | 14-2, 12-2 NM, 0.28"–0.32" OD | 100 pc |

Assemblies allow support from most main and substructures.

CABLE/CONDUIT

Deck

NM CABLE TO DECK HANGER

- Supports non-metallic sheathed cable with ground wire



Material: Spring Steel
Finish: nVent CADDY Armour



| Part # | Description | |
|--------|-------------------------------|--------|
| RMXDH2 | 14-2, 12-2 NM, 0.28"–0.32" OD | 100 pc |

Assemblies allow support from most main and substructures.

123-M CONDUIT TO Z PURLIN CLIP

- Snap-close conduit support
- Conduit clip rotates 360 degrees
- Supports conduit from purlin



Material: Spring Steel
Finish: nVent CADDY Armour



| Part # | Description | | |
|---------|--|--------|--------|
| 1236M | 3/8" Flexible, 14-2 to 12-3 MC/AC, 0.551"–0.709" OD, 0.06"–0.1" Flange | 100 lb | 100 pc |
| 123812M | 1/2", 3/4" EMT, 0.709"–1.181" OD, 0.06"–0.1" Flange | 100 lb | 100 pc |
| 12316M | 1" EMT, 1.181"–1.378" OD, 0.06"–0.1" Flange | 100 lb | 100 pc |
| 12320M | 1 1/4" EMT, 1.378"–1.654" OD, 0.06"–0.1" Flange | 100 lb | 50 pc |



CABLE/CONDUIT Purlin

123-P CONDUIT TO Z PURLIN CLIP

- Push-in conduit support
- Conduit clip rotates 360 degrees
- Supports conduit from purlin



Material: Spring Steel
Finish: nVent CADDY Armour

| Part # | Description |  |  |
|--------|---|---|---|
| 1238P | 1/2" EMT, 0.709"–0.866" OD, 0.06"–0.1" Flange | 25 lb | 100 pc |
| 12312P | 3/4" EMT, 1/2" Rigid, 0.866"–1.181" OD, 0.06"–0.1" Flange | 25 lb | 100 pc |
| 12316P | 1" EMT, 3/4" Rigid, 1.181"–1.378" OD, 0.06"–0.1" Flange | 25 lb | 50 pc |


MC/AC CABLE TO C PURLIN CLIP

- No tools required for installation
- Compliant with NEC® Article 300.4(d), allowing cable to be positioned a minimum of 1-1/4" from face of stud
- Compliant with CEC Rule 12-618 for support of MC/AC cable



Material: Spring Steel
Finish: nVent CADDY Armour



| Part # | Description |  |
|----------|---------------------------------------|---|
| MAC2VF14 | 14-2 to 10-3 MC/AC, 1/16"–1/4" Flange | 100 pc |

Assemblies allow for support from most main and substructures.

CABLE/CONDUIT

Purlin

MC/AC CABLE TO Z PURLIN CLIP

- Compliant with CEC Rule 12-618 for support of MC/AC cable



Material: Spring Steel
Finish: nVent CADDY Armour



| Part # | Description | |
|---------|---------------------------------------|--------|
| MAC2123 | 14-2 to 10-3 MC/AC, 0.06"–0.1" Flange | 100 pc |

Assemblies allow for support from most main and substructures.

MC/AC CABLE SUPPORT BRACKET WITH C PURLIN CLIP

- Neatly isolates, supports and secures MC/AC cables
- Properly spaces MC/AC cable to help eliminate bundling and NEC® & CEC derating issues
- Results in a "neat and workmanlike" installation



Material: Steel
Finish: ElectroGalvanized



| Part # | Description | |
|--|--|-------|
| Isolated Ground Cable Size: 12-3 to 8-2 MC/AC Cable Size: 10-3 to 8-3 Super Neutral Cable Size: 12-3 to 10-2 | | |
| MCS101VF14 | 10-3 to 8-3 MC/AC, 7 Cable, 1/16"–1/4" Flange | 25 pc |
| MC/AC Cable Size: 14-3 to 10-2 Super Neutral Cable Size: 10-2 | | |
| MCS50VF14 | 14-3 to 10-2 MC/AC, 4 Cable, 1/16"–1/4" Flange | 25 pc |
| MCS100VF14 | 14-3 to 10-2 MC/AC, 8 Cable, 1/16"–1/4" Flange | 25 pc |

CABLE/CONDUIT

Purlin

MC/AC CABLE SUPPORT BRACKET WITH Z PURLIN CLIP

- Neatly isolates, supports and secures MC/AC cables
- Properly spaces MC/AC cable to help eliminate bundling and NEC® & CEC derating issues
- Results in a “neat and workmanlike” installation



Material: Steel
Finish: Electrogalvanized



| Part # | Description | |
|---|--|-------|
| Isolated Ground Cable Size: 12-3 to 8-2 MC/AC Cable Size: 10-3 to 8-3 Super Neutral Cable Size: 12-3 to 10-2: | | |
| MCS101AF14 | 10-3 to 8-3 MC/AC, 7 Cable, 1/16"–1/4" Flange | 25 pc |
| MC/AC Cable Size: 14-3 to 10-2 Super Neutral Cable Size: 10-2 | | |
| MCS50AF14 | 14-3 to 10-2 MC/AC, 4 Cable, 1/16"–1/4" Flange | 25 pc |
| MCS100AF14 | 14-3 to 10-2 MC/AC, 8 Cable, 1/16"–1/4" Flange | 25 pc |

NM CABLE TO C PURLIN CLIP

- Supports non-metallic sheathed cable with ground wire



Material: Spring Steel
Finish: nVent CADDY Armour



| Part # | Description | |
|---------|--|--------|
| RMXVF14 | 14-2, 12-2 NM, 0.28"–0.32" OD, 1/16"–1/4" Flange | 100 pc |

Assemblies allow support from most main and substructures.

CABLE/CONDUIT

Purlin

NM CABLE TO Z PURLIN CLIP

- Supports non-metallic sheathed cable with ground wire



Material: Spring Steel
Finish: nVent CADDY Armour



| Part # | Description | |
|---------|--|--------|
| RMXAF14 | 14-2, 12-2 NM, 0.28"–0.32" OD, 1/16"–1/4" Flange | 100 pc |

Assemblies allow support from most main and substructures.

CABLE/CONDUIT TO WIRE CLIP

- Supports cable and conduit without bending drop wire
- Faster installation than traditional methods



Material: Spring Steel
Finish: nVent CADDY Armour



| Part # | Description | | | Certification |
|--------|--|-------|--------|---------------|
| PCS2 | 1/2", 3/4" EMT, 10-3 to 6-3 MC/AC, 0.601"–0.9" OD, #8–#12 Wire | 25 lb | 100 pc | – |
| PCS1 | 14-2 to 10-3 MC/AC, 0.45"–0.6" OD, #8–#12 Wire | 25 lb | 100 pc | cULus |

NEC® 300.11 requires dedicated drop wire/rod and EC311.

CABLE/CONDUIT Rod/Wire

CABLE/CONDUIT CLIP

- Supports conduit to rod, wire or flange
- Can also be used for flexible metallic tubing, armored cable, portable cables, control tubes and communications cable
- Available for EMT, rigid, ENT, IMT, MC/AC and aluminum conduit
- No installation tools required



Material: Spring Steel
Finish: nVent CADDY Armour



| Part # | Description | F1 | F2 | Box | Certification |
|--------|---|-------|--------|--------|---------------|
| K8 | 1/2" EMT, 1/2" Rigid, 12-3 MC/AC, 0.709" Max OD | 50 lb | 100 lb | 100 pc | cULus |
| K12 | 1/2", 3/4" EMT, 1/2", 3/4" Rigid, 0.945" Max OD | 50 lb | 100 lb | 100 pc | cULus |
| K16 | 3/4", 1" EMT, 1/2", 3/4" Rigid, 1.181" Max OD | 50 lb | 100 lb | 100 pc | cULus |
| K20 | 1", 1 1/4" EMT, 3/4", 1" Rigid, 1.654" Max OD | 50 lb | 100 lb | 100 pc | cULus |
| KX | 14-2 to 12-3 MC/AC, 0.472" Max OD | - | - | 100 pc | cULus |

May require dedicated drop wire/rod and EC311. Consult local authority. For horizontal application only when installing conduit.

| Conduit Size | #10 or #12 Wire | #8 or #10 Wire | 3/16" or 1/4" Rod | 1/8" - 1/4" Flange | 5/16" - 3/8" Flange | 7/16" - 1/2" Flange |
|--------------|-----------------|----------------|-------------------|--------------------|---------------------|---------------------|
| 1/2" EMT | K8 | K8 | K8 | K8 | K12 | K12 |
| 1/2" Rigid | K8 | K12 | K12 | K12 | K12 | K16 |
| 3/4" EMT | K12 | K12 | K12 | K12 | K16 | K16 |
| 3/4" Rigid | K12 | K12 | K16 | K16 | K20 | K20 |
| 1" EMT | - | K12 | K16 | K16 | K20 | K20 |
| 1" Rigid | - | - | - | K20 | K20 | K20 |
| 1 1/4" EMT | - | K20 | K20 | K20 | - | - |

| Cable Size | #12 Wire | #8, #9, #10 Wire |
|------------------------|----------|------------------|
| 14-2 (.433" -.475" OD) | KX | KX |
| 14-3 (.453" -.500" OD) | KX | KX |
| 12-2 (.467" -.510" OD) | KX | KX |
| 12-3 (.489" -.535" OD) | KX | K8 |

CABLE/CONDUIT

Rod/Wire


SNAP CLOSE CONDUIT TO ROD/WIRE CLIP

- Provides attachment of conduit
- Provides quick access to smooth or threaded rods
- No tools required for installation



Material: Spring Steel
Finish: nVent CADDY Armour



| Part # | Description |  | Certification |
|----------|---|---|---------------|
| 4Z34812M | 1/2", 3/4" EMT, 0.709"–1.181" OD, 1/4" Rod, #12 Wire | 100 pc | cULus |
| 6Z34812M | 1/2", 3/4" EMT, 0.709"–1.181" OD, 3/8" Rod | 100 pc | cULus |
| 8Z34812M | 1/2", 3/4" EMT, 0.709"–1.181" OD, 1/2", 5/8" Rod | 100 pc | cULus |
| 4Z3416M | 1" EMT, 1.181" Min, 1.378" Max, 1" Nom OD, 1/4" Rod, #12 Wire | 100 pc | cULus |
| 6Z3416M | 1" EMT, 1.181" Min, 1.378" Max, 1" Nom OD, 3/8" Rod | 100 pc | cULus |
| 4Z346M | 14-2 to 12-3 MC/AC, 0.551"–0.709" OD, 3/8" Flexible, 1/4" Rod, #12 Wire | 100 pc | – |
| 6Z346M | 14-2 to 12-3 MC/AC, 0.551"–0.709" OD, 3/8" Flexible, 3/8" Rod | 50 pc | – |

1/2" and 5/8" rod sizes are to be installed on threaded rod only. NEC® 300.11 requires dedicated drop wire/rod and EC311.

PUSH IN CONDUIT TO ROD/WIRE CLIP

- Provides attachment of conduit
- Provides quick access to smooth or threaded rods
- No tools required for installation



Material: Spring Steel
Finish: nVent CADDY Armour

| Part # | Description |  |
|---------|--|---|
| 4Z348P | 1/2" EMT, 1/4" Rod, #12 Wire, 1/8"–3/8" Flange | 100 pc |
| 6Z348P | 1/2" EMT, 3/8" Rod, 3/8"–7/16" Flange | 100 pc |
| 4Z3412P | 3/4" EMT, 1/2" Rigid, 1/4" Rod, #12 Wire, 1/8"–3/8" Flange | 100 pc |
| 6Z3412P | 3/4" EMT, 1/2" Rigid, 3/8" Rod, 3/8"–7/16" Flange | 100 pc |
| 4Z3416P | 1" EMT, 3/4" Rigid, 1/4" Rod, #12 Wire, 1/8"–3/8" Flange | 100 pc |
| 6Z3416P | 1" EMT, 3/4" Rigid, 3/8" Rod, 3/8"–7/16" Flange | 100 pc |

NEC® 300.11 requires dedicated drop wire/rod and EC311.

CABLE/CONDUIT

Rod/Wire

MC/AC CABLE TO ROD/WIRE CLIP

- No tools required for installation
- Compliant with NEC® Article 300.4(d), allowing cable to be positioned a minimum of 1-1/4" from face of stud
- Compliant with CEC Rule 12-618 for support of MC/AC cable



Material: Spring Steel
Finish: nVent CADDY Armour



| Part # | Description |  |
|----------|--|---|
| MAC24Z34 | 1/4" Rod, #12 Wire, 14-2 to 10-3 MC/AC | 100 pc |
| MAC26Z34 | 3/8" Rod, 14-2 to 10-3 MC/AC | 100 pc |

Assemblies allow for support from most main and substructures.


MC/AC CABLE SUPPORT BRACKET WITH ROD/WIRE CLIP

- Neatly isolates, supports and secures MC/AC cables
- Properly spaces MC/AC cable to help eliminate bundling and NEC® & CEC derating issues
- Results in a "neat and workmanlike" installation



Material: Steel
Finish: Electrogalvanized



| Part # | Description |  |
|--|--|---|
| Isolated Ground Cable Size: 12-3 to 8-2 MC/AC Cable Size: 10-3 to 8-3 Super Neutral Cable Size: 12-3 to 10-2 | | |
| MCS1014Z | 10-3 to 8-3 MC/AC, 7 Cable, 1/4" Rod, #8 Wire | 25 pc |
| MCS1016Z | 10-3 to 8-3 MC/AC, 7 Cable, 3/8" Rod | 25 pc |
| MC/AC Cable Size: 14-3 to 10-2 Super Neutral Cable Size: 10-2 | | |
| MCS504Z | 14-3 to 10-2 MC/AC, 4 Cable, 1/4" Rod, #8 Wire | 25 pc |
| MCS506Z | 14-3 to 10-2 MC/AC, 4 Cable, 3/8" Rod | 25 pc |
| MCS1004Z | 14-3 to 10-2 MC/AC, 8 Cable, 1/4" Rod, #8 Wire | 25 pc |
| MCS1006Z | 14-3 to 10-2 MC/AC, 8 Cable, 3/8" Rod | 25 pc |
| MCS1008Z | 14-3 to 10-2 MC/AC, 8 Cable, 1/2" and 5/8" Rod | 25 pc |

CABLE/CONDUIT

Rod/Wire

SBT-Z MULTIPLE CONDUIT MOUNTING PLATE WITH ROD/WIRE CLIP

- Single point structure attachment and easy “snap-in” field assembly of up to three conduit clips
- No tools necessary for installation of clips
- Eliminates need for offset bending conduit
- Helps eliminate multiple beam clamps or strut assemblies



Material: Spring Steel
Finish: nVent CADDY Armour

| Part # | Description |  |  |
|-----------|--------------------|---|---|
| SBT184Z34 | 1/4" Rod, #12 Wire | 15 lb | 50 pc |
| SBT186Z34 | 3/8" Rod | 15 lb | 50 pc |

Static load ratings are per tab.


NM CABLE TO ROD/WIRE CLIP

- Supports non-metallic sheathed cable with ground wire



Material: Spring Steel
Finish: nVent CADDY Armour



| Part # | Description |  | Certification |
|---------|---|---|---------------|
| RMX4Z34 | 14-2, 12-2 NM, 0.28"–0.32" OD, 1/4" Rod, #12 Wire | 100 pc | cULus |
| RMX6Z34 | 14-2, 12-2 NM, 0.28"–0.32" OD, 3/8" Rod | 100 pc | – |

Assemblies allow support from most main and substructures.

CABLE/CONDUIT Strut



ESC-M CONDUIT TO STRUT CLIP

- Attaches to open side of a strut channel
- Includes easy close pipe and conduit clamp



Material: Spring Steel
Finish: nVent CADDY Armour



| Part # | Description |  |  | Certification |
|---------|--|--|---|---------------|
| ESC812M | 1/2", 3/4" EMT, 1/2", 3/4" Rigid/Pipe | 25 lb | 100 pc | cULus |
| ESC6M | 3/8" Rigid/Pipe, 14-2 to 12-3 MC/AC, 3/8" Flexible | 25 lb | 100 pc | - |

ESC-P CONDUIT TO STRUT CLIP

- Attaches to open side of a strut channel
- Provides means to support conduit running perpendicular to strut



Material: Spring Steel
Finish: nVent CADDY Armour

| Part # | Description |  |  |  |
|--------|---------------------------|--|---|---|
| ESC12P | 3/4" EMT, 3/4" Rigid/Pipe | 15 lb | 25 lb | 100 pc |

CABLE/CONDUIT Strut

SCH1 SINGLE PIECE STRUT CLAMP FOR CONDUIT

- One-piece conduit clamp
- No screws or bolts to drop
- Requires only a screwdriver or nutdriver for installation
- Fits into open side of strut channel



Material: Steel
Finish: Electrogalvanized



| Part # | Description | F ↓ | ☐ |
|--------|---------------------------|--------|--------|
| SCH8 | 1/2" EMT | 200 lb | 100 pc |
| SCH12 | 3/4" EMT, 1/2" Rigid/Pipe | 200 lb | 100 pc |
| SCH16 | 1" EMT, 3/4" Rigid/Pipe | 200 lb | 100 pc |
| SCH20 | 1 1/4" EMT, 1" Rigid/Pipe | 200 lb | 100 pc |

SCH2 SINGLE PIECE STRUT CLAMP FOR CABLE/CONDUIT

- One-piece cable/conduit clamp with protective boot
- No screws or bolts to drop
- Requires only a screwdriver or nutdriver for installation
- Fits into open side of strut channel



Material: Steel
Finish: Electrogalvanized



| Part # | Description | F ↓ | ☐ |
|--------|---|--------|--------|
| SCH6B | 0.1"–0.63" OD | 200 lb | 100 pc |
| SCH8B | 0.34"–0.71" OD, 1/2" EMT | 200 lb | 100 pc |
| SCH12B | 0.57"–0.92" OD, 3/4" EMT, 1/2" Rigid/Pipe | 200 lb | 100 pc |
| SCH16B | 0.72"–1.16" OD, 1" EMT, 3/4" Rigid/Pipe | 200 lb | 100 pc |
| SCH20B | 1"–1.51" OD, 1 1/4" EMT, 1" Rigid/Pipe | 200 lb | 100 pc |
| SCH24B | 1.25"–1.74" OD, 1 1/2" EMT, 1 1/4" Rigid/Pipe | 350 lb | 50 pc |
| SCH32B | 1.74"–2.2" OD, 2" EMT, 1 1/2" Rigid/Pipe | 350 lb | 50 pc |
| SCH40B | 2"–2.38" OD, 2" Rigid/Pipe | 350 lb | 25 pc |
| SCH48B | 2.38"–2.88" OD, 2 1/2" EMT, 2 1/2" Rigid/Pipe | 350 lb | 25 pc |
| SCH56B | 2.72"–3.5" OD, 3" EMT, 3" Rigid/Pipe | 350 lb | 25 pc |
| SCH64B | 3.25"–4" OD, 3 1/2" EMT, 3 1/2" Rigid/Pipe | 350 lb | 10 pc |
| SCH72B | 3.85"–4.5" OD, 4" EMT, 4" Rigid/Pipe | 350 lb | 10 pc |

CABLE/CONDUIT

Strut

SK SINGLE PIECE STRUT CLAMP FOR CONDUIT

- One piece break apart strut clamp for EMT and Rigid conduit
- Includes thread impression and captured screw



| Part # | Description | F ↓ | 📦 | Certification |
|--|-----------------------------------|--------|--------|---------------|
| Material: Aluminum | | | | |
| SK8ALA | 1/2" EMT, 1/2" Rigid/Pipe | 150 lb | 100 pc | - |
| SK12ALA | 3/4" EMT, 3/4" Rigid/Pipe | 150 lb | 100 pc | - |
| SK16ALA | 1" EMT, 1" Rigid/Pipe | 150 lb | 100 pc | - |
| SK20ALA | 1 1/4" EMT, 1 1/4" Rigid/Pipe | 150 lb | 50 pc | - |
| SK24ALA | 1 1/2" EMT, 1 1/2" Rigid/Pipe | 150 lb | 50 pc | - |
| SK32ALA | 2" EMT, 2" Rigid/Pipe | 150 lb | 50 pc | - |
| Material: Steel Finish: ElectroGalvanized | | | | |
| SK85I | EG, 1/2" EMT, 1/2" Rigid/Pipe | 200 lb | 100 pc | cULus |
| SK125I | EG, 3/4" EMT, 3/4" Rigid/Pipe | 200 lb | 100 pc | cULus |
| SK165I | EG, 1" EMT, 1" Rigid/Pipe | 200 lb | 100 pc | cULus |
| SK205I | EG, 1 1/4" EMT, 1 1/4" Rigid/Pipe | 200 lb | 50 pc | cULus |
| SK245I | EG, 1 1/2" EMT, 1 1/2" Rigid/Pipe | 200 lb | 50 pc | cULus |
| SK325I | EG, 2" EMT, 2" Rigid/Pipe | 200 lb | 50 pc | cULus |
| SK405I | EG, 2 1/2" EMT, 2 1/2" Rigid/Pipe | 350 lb | 50 pc | cULus |
| SK485I | EG, 3" EMT, 3" Rigid/Pipe | 350 lb | 50 pc | cULus |
| SK565I | EG, 3 1/2" EMT, 3 1/2" Rigid/Pipe | 350 lb | 25 pc | cULus |
| SK645I | EG, 4" EMT, 4" Rigid/Pipe | 350 lb | 25 pc | cULus |




CABLE/CONDUIT Clamps and Clips

PUSH IN CONDUIT CLAMP

- Push-in installation of conduit
- Eliminates need for offset bending conduit
- May be used for either vertical or horizontal installations



Material: Spring Steel
Finish: nVent CADDY Armour

| Part # | Description |  |  |  |
|--------|--|--|---|---|
| 8P | 1/2" EMT, 0.709"–0.866" OD, 9/32" Hole, Plain | 25 lb | 15 lb | 100 pc |
| 8P4I | 1/2" EMT, 0.709" Min, 0.866" Max, 0.5" Nom OD, 1/4" Hole, Threaded | 25 lb | 15 lb | 100 pc |
| 12P | 3/4" EMT, 0.866"–1.181" OD, 9/32" Hole, Plain | 25 lb | 15 lb | 100 pc |
| 12P4I | 3/4" EMT, 0.866" Min, 1.181" Max, 0.752" Nom OD, 1/4" Hole, Threaded | 25 lb | 15 lb | 100 pc |
| 16P | 1" EMT, 1.181"–1.378" OD, 9/32" Hole, Plain | 25 lb | 15 lb | 100 pc |
| 16P4I | 1" EMT, 1.181" Min, 1.378" Max, 1" Nom OD, 1/4" Hole, Threaded | 25 lb | 15 lb | 100 pc |

CABLE/CONDUIT Clamps and Clips

SNAP CLOSE CONDUIT/PIPE CLAMP

- May be used for either vertical or horizontal installations
- Eliminates need for offset bending conduit
- Finger closure, no tools required



Material: Spring Steel
Finish: nVent CADDY Armour



| Part # | Description | F1 | F2 | Box |
|--------|--|--------|-------|--------|
| 6M4I | 3/8" Flexible, 14-2 to 12-3 MC/AC, 0.551"–0.709" OD, 1/4" Hole, Threaded | 100 lb | 25 lb | 100 pc |
| 6M | 3/8" Flexible, 14-2 to 12-3 MC/AC, 0.551"–0.709" OD, 9/32" Hole, Plain | 100 lb | 25 lb | 100 pc |
| 812M4I | 1/2", 3/4" EMT, 1/2", 3/4" Rigid/Pipe, 0.709"–1.181" OD, 1/4" Hole, Threaded | 100 lb | 25 lb | 100 pc |
| 812M | 1/2", 3/4" EMT, 1/2", 3/4" Rigid/Pipe, 0.709"–1.181" OD, 9/32" Hole, Plain | 100 lb | 25 lb | 100 pc |
| 16M | 1" EMT, 1" Rigid/Pipe, 1.181"–1.378" OD, 9/32" Hole, Plain | 100 lb | 25 lb | 100 pc |
| 16M4I | 1" EMT, 1" Rigid/Pipe, 1/4" Hole, Threaded | 100 lb | 25 lb | 100 pc |
| 20M | 1 1/4" EMT, 1 1/4" Rigid/Pipe, 1.378"–1.654" OD, 9/32" Hole, Plain | 100 lb | 25 lb | 100 pc |
| 20M4I | 1 1/4" EMT, 1 1/4" Rigid/Pipe, 1/4" Hole, Threaded | 100 lb | 25 lb | 100 pc |
| 24M | 1 1/2" EMT, 1 1/2" Rigid/Pipe, 1.654"–1.969" OD, 9/32" Hole, Plain | 100 lb | 25 lb | 100 pc |
| 24M4I | 1 1/2" EMT, 1 1/2" Rigid/Pipe, 1/4" Hole, Threaded | 100 lb | 25 lb | 100 pc |
| 32M | 2" EMT, 2" Rigid/Pipe, 1.969"–2.362" OD, 9/32" Hole, Plain | 100 lb | 25 lb | 100 pc |
| 32M4I | 2" EMT, 2" Rigid/Pipe, 1/4" Hole, Threaded | 100 lb | 25 lb | 100 pc |

CABLE/CONDUIT Clamps and Clips

BOLT CLOSE CONDUIT/PIPE CLAMP

- Retained bolt and built-in nut means there are less parts to handle or drop
- Combo head bolt works with slotted, hex, #3 phillips or #2 robertson drivers



| Part # | Description | F1 | F2 | Certification |
|--|---|--------|-------|---------------|
| Material: Stainless Steel 304 (EN 1.4301) – Nut Type: Hex Nut | | | | |
| CD0BSS | S304, 1/2" EMT, 1/2" Rigid/Pipe, 1/4" Hole | 200 lb | 50 lb | cULus |
| CD1BSS | S304, 3/4" EMT, 3/4" Rigid/Pipe, 1/4" Hole | 200 lb | 50 lb | cULus |
| CD2BSS | S304, 1" EMT, 1" Rigid/Pipe, 1/4" Hole | 200 lb | 50 lb | – |
| CD2.5BSS | S304, 1 1/4" EMT, 1/4" Hole | 200 lb | 50 lb | cULus |
| CD3BSS | S304, 1 1/2" EMT, 1 1/4" Rigid/Pipe, 1/4" Hole | 200 lb | 50 lb | cULus |
| CD4BSS | S304, 1 1/2" Rigid/Pipe, 5/16" Hole | 200 lb | 50 lb | cULus |
| CD5BSS | S304, 2" EMT, 2" Rigid/Pipe, 5/16" Hole | 350 lb | 50 lb | cULus |
| CD6BSS | S304, 2 1/2" EMT, 2 1/2" Rigid/Pipe, 5/16" Hole | 350 lb | 50 lb | – |
| CD7BSS | S304, 3" EMT, 3" Rigid/Pipe, 5/16" Hole | 350 lb | 50 lb | – |
| CD8BSS | S304, 3 1/2" EMT, 3 1/2" Rigid/Pipe, 5/16" Hole | 350 lb | 50 lb | – |
| CD9BSS | S304, 4" EMT, 4" Rigid/Pipe, 5/16" Hole | 350 lb | 50 lb | – |
| Material: Steel – Finish: Electrogalvanized – Nut Type: Built-In Nut | | | | |
| CD0B | 1/2" EMT, 1/2" Rigid/Pipe, 1/4" Hole | 200 lb | 50 lb | cULus |
| CD0BBP | 1/2" EMT, 1/2" Rigid/Pipe, 1/4" Hole | 200 lb | 50 lb | cULus |
| CD0B37 | 1/2" EMT, 1/2" Rigid/Pipe, 3/8" Hole | 200 lb | 50 lb | – |
| CD1B | 3/4" EMT, 3/4" Rigid/Pipe, 1/4" Hole | 200 lb | 50 lb | cULus |
| CD1B37 | 3/4" EMT, 3/4" Rigid/Pipe, 3/8" Hole | 200 lb | 50 lb | – |
| CD2B | 1" EMT, 1" Rigid/Pipe, 1/4" Hole | 200 lb | 50 lb | cULus |
| CD2B37 | 1" EMT, 1" Rigid/Pipe, 3/8" Hole | 200 lb | 50 lb | – |
| CD2.5B | 1 1/4" EMT, 1/4" Hole | 200 lb | 50 lb | cULus |
| CD2.5B37 | 1 1/4" EMT, 3/8" Hole | 200 lb | 50 lb | – |
| CD3B | 1 1/2" EMT, 1 1/4" Rigid/Pipe, 1/4" Hole | 200 lb | 50 lb | cULus |
| CD3B37 | 1 1/2" EMT, 1 1/4" Rigid/Pipe, 3/8" Hole | 200 lb | 50 lb | – |
| CD4B | 1 1/2" Rigid/Pipe, 5/16" Hole | 200 lb | 50 lb | cULus |
| CD4B37 | 1 1/2" Rigid/Pipe, 3/8" Hole | 200 lb | 50 lb | – |
| CD5B | 2" EMT, 2" Rigid/Pipe, 5/16" Hole | 200 lb | 50 lb | cULus |
| CD5B37 | 2" EMT, 2" Rigid/Pipe, 3/8" Hole | 200 lb | 50 lb | – |
| Material: Steel – Finish: Electrogalvanized – Nut Type: Hex Nut | | | | |
| CD6B | 2 1/2" EMT, 2 1/2" Rigid/Pipe, 5/16" Hole | 350 lb | 50 lb | – |
| CD7B | 3" EMT, 3" Rigid/Pipe, 5/16" Hole | 350 lb | 50 lb | – |
| CD8B | 3 1/2" EMT, 3 1/2" Rigid/Pipe, 5/16" Hole | 350 lb | 50 lb | – |
| CD9B | 4" EMT, 4" Rigid/Pipe, 5/16" Hole | 350 lb | 50 lb | – |

CABLE/CONDUIT Clamps and Clips

PUSH IN CONDUIT TO CONDUIT CLAMP

- Ideal as spacer between same or different size conduit
- No tools required for installation
- Top conduit to be used for support only, not a raceway



Material: Spring Steel
Finish: nVent CADDY Armour

| Part # | Description | F ↓ | 📦 |
|--------|--|--------|--------|
| 8P8P | 1/2" EMT1, 1/2" EMT2, 0.709"–0.866" OD1, 0.709"–0.866" OD2 | 25 lb | 100 pc |
| 8P12P | 1/2" EMT1, 3/4" EMT2, 1/2" Rigid2, 0.709"–0.866" OD1, 0.866"–1.18" OD2 | 25 lb | 100 pc |
| 8P16P | 1/2" EMT1, 1" EMT2, 3/4" Rigid2, 0.709"–0.866" OD1, 1.18"–1.378" OD2 | 25 lb | 50 pc |
| 12P12P | 3/4" EMT1, 3/4" EMT2, 1/2" Rigid1, 1/2" Rigid2, 0.866"–1.18" OD1, 0.866"–1.18" OD2 | 25 lb | 100 pc |
| 12P16P | 3/4" EMT1, 1" EMT2, 1/2" Rigid1, 3/4" Rigid2, 0.866"–1.18" OD1, 1.18"–1.378" OD2 | 25 lb | 100 pc |
| 16P16P | 1" EMT1, 1" EMT2, 3/4" Rigid1, 3/4" Rigid2, 1.18"–1.378" OD1, 1.18"–1.378" OD2 | 25 lb | 100 pc |

SNAP CLOSE CONDUIT TO CONDUIT CLAMP

- Fast and easy assembly for lightweight loads
- No screws or bolts required



Material: Spring Steel
Finish: nVent CADDY Armour



| Part # | Description | F ↓ | 📦 | Certification |
|--------|---|--------|--------|---------------|
| 166M | 1" EMT1, 3/8" EMT2, 3/8" Flexible, 14-2 to 12-3 MC/AC, 1.181"–1.378" OD1, 0.551"–0.709" OD2 | 100 lb | 100 pc | – |
| 16812M | 1" EMT1, 1/2", 3/4" EMT2, 1.181"–1.378" OD1, 0.709"–1.181" OD2 | 100 lb | 100 pc | cULus |
| 1616M | 1" EMT1, 1" EMT2, 1" Min OD1, 1" Min OD2 | 100 lb | 100 pc | cULus |
| 1620M | 1" EMT1, 1 1/4" EMT2, 1.181"–1.378" OD1, 1.378"–1.654" OD2 | 100 lb | 50 pc | cULus |
| 1624M | 1" EMT1, 1 1/2" EMT2, 1.181"–1.378" OD1, 1.654"–1.969" OD2 | 100 lb | 50 pc | cULus |
| 1632M | 1" EMT1, 2" EMT2, 1.181"–1.378" OD1, 1.969"–2.362" OD2 | 100 lb | 50 pc | cULus |

For 14-2 through 12-3 MC/AC cable, use part 166M. Total load of trapeze must not exceed 100 lb.

CABLE/CONDUIT

Clamps and Clips

WALL MOUNT CONDUIT CLIP

- Ideal for EMT support between wall studs with SGB/TSGB series brackets
- Quickly attaches pipe, conduit, MC/ AC and tube to wall surfaces
- Push-in installation of conduit
- Eliminates need for offset bending conduit
- Low-profile design minimizes snag potential
- Secure with powder-actuated tools, self-tapping concrete anchors or screw guns



Material: Spring Steel
Finish: nVent CADDY Armour


| Part # | Description |  |
|--------|---------------------------|---|
| WC812 | 1/2", 3/4" EMT, 1/4" Hole | 100 pc |

ONE HOLE STRAP FOR EMT CONDUIT

- Recommended for supporting horizontal runs of conduit from the face of a structural member
- Fastening hole in strap may be above or below conduit



Material: Steel
Finish: ElectroGalvanized

| Part # | Description |  |
|-----------|-------------|---|
| EPS0050EG | 1/2" EMT | 100 pc |
| EPS0075EG | 3/4" EMT | 1 pc |
| EPS0100EG | 1" EMT | 100 pc |
| EPS0125EG | 1 1/4" EMT | 1 pc |
| EPS0150EG | 1 1/2" EMT | 100 pc |
| EPS0200EG | 2" EMT | 100 pc |

CABLE/CONDUIT Clamps and Clips


NM CABLE CLIP

- Supports non-metallic sheathed cable with ground wire



Material: Spring Steel
Finish: nVent CADDY Armour



| Part # | Description |  |
|--------|-------------------------------|---|
| RMX | 14-2, 12-2 NM, 0.28"–0.32" OD | 100 pc |

Assemblies allow support from most main and substructures.


MC/AC CABLE SUPPORT BRACKET

- Neatly isolates, supports and secures MC/AC cables
- Properly spaces MC/AC cable to help eliminate bundling and NEC® & CEC derating issues
- Results in a "neat and workmanlike" installation



Material: Steel
Finish: ElectroGalvanized



| Part # | Description |  |
|--|-----------------------------|---|
| Isolated Ground Cable Size: 12-3 to 8-2 MC/AC Cable Size: 10-3 to 8-3 Super Neutral Cable Size: 12-3 to 10-2 | | |
| MCS101 | 10-3 to 8-3 MC/AC, 7 Cable | 50 pc |
| MC/AC Cable Size: 14-3 to 10-2 Super Neutral Cable Size: 10-2 | | |
| MCS50 | 14-3 to 10-2 MC/AC, 4 Cable | 100 pc |
| MCS100 | 14-3 to 10-2 MC/AC, 8 Cable | 50 pc |

CABLE/CONDUIT Brackets and Hangers

WMX CABLE HANGER

- Bundle runs of MC or AC (refer to local authorities and NEC® Article 310 for derating ampacity when flexible power cables are used)
- Can be used with 4H series flange clips, DH2 / TDH deck clips, AO or AB nail brackets, VF14 vertical flange, AF14/122/123 Z purlin



Material: Steel
Finish: ElectroGalvanized



| Part # | Description | F ↓ | Certification |
|--------|-------------|--------|---------------|
| WMX3 | 1 1/8" dia | 50 lb | cULus |
| WMX6 | 1 3/4" dia | 75 lb | cULus |

NM CABLE WITH OFFSET BRACKET

- Supports non-metallic sheathed cable with ground wire



Material: Spring Steel
Finish: nVent CADDY Armour



| Part # | Description | ☐ |
|--------|-------------------------------|--------|
| RMXAO | 14-2, 12-2 NM, 0.28"–0.32" OD | 100 pc |

Assemblies allow support from most main and substructures.

CABLE/CONDUIT Brackets and Hangers

SBT MULTIPLE CONDUIT MOUNTING PLATE

- Single point structure attachment and easy “snap-in” field assembly of up to three conduit clips
- No tools necessary for installation of clips
- Eliminates need for offset bending conduit
- Available in a variety of riveted assemblies
- Helps eliminate multiple beam clamps or strut assemblies



Material: Spring Steel
Finish: nVent CADDY Armour

| Part # | Description | F ↓ | 📦 |
|--------|-------------------------------------|--------|-------|
| SBT18 | SBT Multiple Conduit Mounting Plate | 50 lb | 50 pc |

Static load ratings are per tab.

B18 COMBINATION BOX/CONDUIT HANGER

- One assembly provides support for horizontal electrical box and/or conduit from threaded rod
- Eliminates need for offset bending conduit
- 66% less Drop Wires (rod/wire application)
- NEC® & CEC compliant



Material: Spring Steel
Finish: nVent CADDY Armour



| Part # | Description | 📦 |
|----------|---|-------|
| 6MB18A | 3/8" Flexible, 14-2 to 12-3 MC/AC, 1/4" Hole, Plain | 25 pc |
| 812MB18A | 1/2", 3/4" EMT, 1/4" Hole, Plain | 25 pc |
| 812MB18S | 1/2", 3/4" EMT, w/Screw | 25 pc |
| 16MB18A | 1" EMT, 1/4" Hole, Plain | 25 pc |

NEC® 300.11 requires dedicated drop wire/rod. For single and multiple runs of conduit.

CABLE/CONDUIT Combination Box/Conduit

B18-SBT BOX/MULTIPLE CONDUIT HANGER

- One assembly provides support for electrical box and/or conduit
- Single point structure attachment and easy “snap-in” field assembly of up to three conduit clips
- Eliminates need for offset bending conduit
- 66% less Drop Wires (rod/wire application)
- NEC® & CEC compliant



Material: Spring Steel
Finish: nVent CADDY Armour

| Part # | Description |  |
|----------|-------------|---|
| B18SBT18 | 1/4" Hole | 25 pc |


NEC® 300.11 requires dedicated drop wire/rod. For single and multiple runs of conduit. Hole Size value refers to mounting hole.

B18-CO BOX/MULTIPLE CONDUIT HANGER

- One assembly provides support for electrical box and/or conduit
- Comes with one conduit clip attached to each side with the ability to attach up to two more per side
- Eliminates need for offset bending conduit
- 66% less Drop Wires (rod/wire application)
- NEC® & CEC compliant



Material: Spring Steel
Finish: nVent CADDY Armour

| Part # | Description |  |
|------------|---|---|
| 6MB18ACO | 3/8" Flexible, 14-2 to 12-3 MC/AC, 1/4" Hole, Plain | 25 pc |
| 812MB18ACO | 1/2", 3/4" EMT, 1/4" Hole, Plain | 25 pc |
| 812MB18SCO | 1/2", 3/4" EMT, w/Screw | 25 pc |
| 16MB18ACO | 1" EMT, 1/4" Hole, Plain | 25 pc |


CABLE/CONDUIT
Combination Box/Conduit

B18-C03 BOX/MULTIPLE CONDUIT HANGER

- One assembly provides support for electrical box and/or conduit
- Comes with three conduit clips attached to each side
- Eliminates need for offset bending conduit
- 66% less Drop Wires (rod/wire application)
- NEC® & CEC compliant



Material: Spring Steel
Finish: nVent CADDY Armour

| Part # | Description |  |
|-----------|-----------------------------------|---|
| 6M3B18ACO | 3/8" Flexible, 14-2 to 12-3 MC/AC | 25 pc |


B18-EM BOX/CONDUIT HANGER WITH FLANGE CLIP

- One assembly provides support for electrical box and/or conduit from beam flanges
- Eliminates need for offset bending conduit
- 66% less Drop Wires (rod/wire application)
- NEC® & CEC compliant



Material: Spring Steel
Finish: nVent CADDY Armour




| Part # | Description |  |
|-----------|--|---|
| 812MB1824 | 1/2", 3/4" EMT, 1/8"-1/4" Flange | 25 pc |
| 812MB1858 | 1/2", 3/4" EMT, 5/16"-1/2" Flange | 25 pc |
| 16MB1824 | 1" EMT, 1/8"-1/4" Flange | 25 pc |
| 16MB1858 | 1" EMT, 5/16"-1/2" Flange | 25 pc |
| 6MB1824 | 1/8"-1/4" Flange, 3/8" Flexible, 14-2 to 12-3 MC/AC | 25 pc |
| 6MB1858 | 5/16"-1/2" Flange, 3/8" Flexible, 14-2 to 12-3 MC/AC | 25 pc |

NEC® 300.11 requires dedicated drop wire/rod. For single and multiple runs of conduit.


CABLE/CONDUIT Combination Box/Conduit

B18-MCS BOX/MC/AC CABLE HANGER

- One assembly provides support for horizontal electrical box and/or MC/AC cable from rod or wire
- Properly spaces MC/AC cable to help eliminate bundling and NEC® & CEC derating issues
- Neatly isolates, supports and secures MC/AC cables
- Results in a “neat and workmanlike” installation
- 66% less Drop Wires (rod/wire application)
- NEC® & CEC compliant



Material: Steel
Finish: Electrogalvanized


| Part # | Description |  |
|-----------|--------------------------------|---|
| MCS50B18A | B18-MCS Box/MC/AC Cable Hanger | 25 pc |

B18-CO-EM BOX/MULTIPLE CONDUIT HANGER WITH FLANGE CLIP

- One assembly provides support for electrical box and/or conduit from beam flanges
- Comes with one conduit clip attached to each side with the ability to attach up to two more per side
- Eliminates need for offset bending conduit
- 66% less Drop Wires (rod/wire application)
- NEC® & CEC compliant




Material: Spring Steel
Finish: nVent CADDY Armour

| Part # | Description |  |
|-------------|--|---|
| 812MB1824CO | 1/2", 3/4" EMT, 1/8"-1/4" Flange | 25 pc |
| 812MB1858CO | 1/2", 3/4" EMT, 5/16"-1/2" Flange | 25 pc |
| 16MB1824CO | 1" EMT, 1/8"-1/4" Flange | 25 pc |
| 16MB1858CO | 1" EMT, 5/16"-1/2" Flange | 25 pc |
| 6MB1824CO | 14-2 to 12-3 MC/AC, 1/8"-1/4" Flange, 3/8" Flexible | 25 pc |
| 6MB1858CO | 14-2 to 12-3 MC/AC, 5/16"-1/2" Flange, 3/8" Flexible | 25 pc |

CABLE/CONDUIT Combination Box/Conduit


B18-Z BOX/CONDUIT HANGER WITH ROD/WIRE CLIP

- One assembly provides support for electrical box and/or conduit from drop wire or rod
- Eliminates need for offset bending conduit
- 66% less Drop Wires (rod/wire application)
- NEC® & CEC compliant



Material: Spring Steel
Finish: nVent CADDY Armour




| Part # | Description |  |
|-----------|---|---|
| 6MB18 | 3/8" Flexible, 14-2 to 12-3 MC/AC, 1/4" Rod, #12 Wire | 25 pc |
| 6MB186 | 3/8" Flexible, 14-2 to 12-3 MC/AC, 3/8" Rod | 25 pc |
| 812MB18 | 1/2", 3/4" EMT, 1/4" Rod, #12 Wire | 25 pc |
| 812MB186 | 1/2", 3/4" EMT, 3/8" Rod | 25 pc |
| 812MB188Z | 1/2", 3/4" EMT, 1/2", 5/8" Rod | 25 pc |
| 16MB18 | 1" EMT, 1/4" Rod, #12 Wire | 25 pc |
| 16MB186 | 1" EMT, 3/8" Rod | 25 pc |

1/2" and 5/8" rod sizes are to be installed on threaded rod only. NEC® 300.11 requires dedicated drop wire/rod. For single and multiple runs of conduit.

B18-SBT-Z BOX/MULTIPLE CONDUIT HANGER WITH ROD/WIRE CLIP

- One assembly provides support for electrical box and/or conduit from drop wire or rod
- Single point structure attachment and easy "snap-in" field assembly of up to three conduit clips
- Eliminates need for offset bending conduit
- 66% less Drop Wires (rod/wire application)
- NEC® & CEC compliant



Material: Spring Steel
Finish: nVent CADDY Armour


| Part # | Description |  |
|------------|--------------------|---|
| B18SBT184Z | 1/4" Rod, #12 Wire | 25 pc |

NEC® 300.11 requires dedicated drop wire/rod. For single and multiple runs of conduit.


CABLE/CONDUIT Combination Box/Conduit

B18-CO-Z BOX/MULTIPLE CONDUIT HANGER WITH ROD/WIRE CLIP

- One assembly provides support for electrical box and/or conduit from drop wire or rod
- Comes with one conduit clip attached to each side with the ability to attach up to two more per side
- Eliminates need for offset bending conduit
- 66% less Drop Wires (rod/wire application)
- NEC® & CEC compliant



Material: Spring Steel
Finish: nVent CADDY Armour

| Part # | Description |  |
|-------------|---|---|
| 812MB18CO | 1/2", 3/4" EMT, 1/4" Rod, #12 Wire | 25 pc |
| 812MB186CO | 1/2", 3/4" EMT, 3/8" Rod | 25 pc |
| 812M6MB18CO | 1/2", 3/4" EMT, 14-2 to 12-3 MC/AC, 1/4" Rod, #12 Wire, 3/8" Flexible | 25 pc |
| 16MB18CO | 1" EMT, 1/4" Rod, #12 Wire | 25 pc |
| 16MB186CO | 1" EMT, 3/8" Rod | 25 pc |
| 6MB18CO | 14-2 to 12-3 MC/AC, 1/4" Rod, #8 Min, #12 Nom Wire, 3/8" Flexible | 25 pc |
| 6MB186CO | 14-2 to 12-3 MC/AC, 3/8" Rod, 3/8" Flexible | 25 pc |

B18-CO3-Z BOX/MULTIPLE CONDUIT HANGER

- One assembly provides support for electrical box and/or conduit from drop wire or rod
- Comes with three conduit clips attached to each side
- Eliminates need for offset bending conduit
- 66% less Drop Wires (rod/wire application)
- NEC® & CEC compliant




Material: Spring Steel
Finish: nVent CADDY Armour

| Part # | Description |  |
|----------|---------------------------------------|---|
| 6M3B18CO | B18-CO3-Z Box/Multiple Conduit Hanger | 25 pc |


CABLE/CONDUIT Combination Box/Conduit

B18-MCS-Z BOX/MC/AC CABLE HANGER WITH ROD/WIRE CLIP

- One assembly provides support for horizontal electrical box and/or MC/AC cable from threaded rod
- Properly spaces MC/AC cable to help eliminate bundling and NEC® & CEC derating issues
- Neatly isolates, supports and secures MC/AC cables
- Results in a “neat and workmanlike” installation
- 66% less Drop Wires (rod/wire application)
- NEC® & CEC compliant



Material: Steel
Finish: Electrogalvanized


| Part # | Description |  |
|-----------|-----------------------------|---|
| MCS50B18 | 14-2 to 12-3 MC/AC, 4 Cable | 25 pc |
| MCS100B18 | 14-3 to 10-2 MC/AC, 8 Cable | 25 pc |

B18-CPNAM BOX/CONDUIT WITH DECK ANGLE BRACKET

- Meets the requirements of NEC® Section 300.4(E)
- Supports conduit or pipe 1-1/2” (38 mm) under the roof decking to prevent potential damage from nails or screws
- Supports box and conduit with one attachment point



Material: Steel, Spring Steel
Finish: nVent CADDY Armour, Plain

| Part # | Description |  |
|--------------|-----------------------------------|---|
| 812MB18CPNAM | 1/2”, 3/4” EMT | 25 pc |
| 16MB18CPNAM | 1” EMT | 25 pc |
| 6MB18CPNAM | 14-2 to 12-3 MC/AC, 3/8” Flexible | 25 pc |


CABLE/CONDUIT Combination Box/Conduit

B18-SBT-CPNAM BOX/MULTIPLE CONDUIT WITH DECK ANGLE BRACKET

- Meets the requirements of NEC® Section 300.4(E)
- Supports conduit or pipe 1-1/2" (38 mm) under the roof decking to prevent potential damage from nails or screws
- Supports box and conduit with one attachment point



Material: Steel
Finish: Plain


| Part # | Description |  |
|---------------|--|---|
| B18SBT18CPNAM | B18-SBT-CPNAM Box/Multiple Conduit with Deck Angle Bracket | 25 pc |

B18-TDH BOX/CONDUIT WITH DECK HANGER

- Meets the requirements of NEC® Section 300.4(E)
- Supports conduit or pipe 1-1/2" (38 mm) under the roof decking to prevent potential damage from nails or screws
- Supports box and conduit with one attachment point



Material: Spring Steel
Finish: nVent CADDY Armour

| Part # | Description |  |
|------------|-----------------------------------|---|
| 812MB18TDH | 1/2", 3/4" EMT | 25 pc |
| 16MB18TDH | 1" EMT | 25 pc |
| 6MB18TDH | 3/8" Flexible, 14-2 to 12-3 MC/AC | 25 pc |

CABLE/CONDUIT Combination Box/Conduit

B18-SBT-TDH BOX/MULTIPLE CONDUIT WITH DECK HANGER

- Meets the requirements of NEC® Section 300.4(E)
- Supports conduit or pipe 1-1/2" (38 mm) under the roof decking to prevent potential damage from nails or screws
- Supports box and conduit with one attachment point



Material: Spring Steel
Finish: nVent CADDY Armour

| Part # | Description | |
|-------------|---|-------|
| B18SBT18TDH | B18-SBT-TDH Box/Multiple Conduit with Deck Hanger | 25 pc |

WIRE BASKET TRAY CLIP

- Attaches wire basket tray to strut without additional hardware
- No tools required



Material: Spring Steel
Finish: nVent CADDY Armour

| Part # | Description |
|--------|------------------|
| KBT | 3/16"-5/16" Wire |

Use two clips per strut support for trays up to 12" (300mm). Use three clips per strut support for trays up to 18" (457mm) and add one clip per strut support for each additional 6" (150mm) of tray width. No load rating, for positioning only.

SNAP-ON CABLE TRAY CLIP TO ROD

- Easily secures to basket tray
- Quick attachment to threaded rod or wire
- Fully adjustable and easy to relocate to accommodate changes once installed
- No tools required for installation



Material: Spring Steel
Finish: nVent CADDY Armour

| Part # | Description | F | |
|----------|-----------------|-------|--------|
| 6Z34VF14 | 5/16", 3/8" Rod | 20 lb | 100 pc |

CABLE/CONDUIT

Cable Tray and Accessories

CABLE TRAY SUPPORT FOR AIR HANDLING SPACES

- Provides an easy method for supporting cable tray below raised floors



Material: Steel
 Finish: Polyester
 Static Load Safety Factor: 3:1

| Part # | Description | F | |
|-----------|-----------------------------|-------|-------|
| RPS50AHGP | 2 5/16" x 10 1/2" x 3 5/16" | 50 lb | 10 pc |

UNIVERSAL TRAY SUPPORT

- Universal design to accommodate various cable tray hanging methods including ceiling, wall, threaded rod, or cable hanging systems
- C-shape maintains accessibility to cables after installation is completed
- Strut profile on both arms allow for two runs of cable trays per bracket
- Top tab can be bent allowing for extra wide cable trays to be installed when two brackets are fastened back-to-back
- Key holes provided for wall mount applications
- Works with the KBT Wire Basket Tray Clip for securing wire basket cable tray or J-bolts for securing cable ladder




Material: Steel
 Finish: Electrogalvanized

| Part # | Description | F1 | F2 | |
|--------|-------------|--------|--------|-------|
| UTS150 | 6.5" | 100 lb | 200 lb | 20 pc |
| UTS200 | 8.8" | 100 lb | 200 lb | 20 pc |
| UTS300 | 12.7" | 100 lb | 200 lb | 10 pc |

Refer to Static Load 1 for installations with threaded rod. Refer to Static Load 2 for wall mount and 3 mm nVent CADDY Speed Link installations.

Structural Attachments



STRUCTURAL ATTACHMENTS




Beam/Purlin

300 UNIVERSAL BEAM CLAMP


- Conforms with Federal Specification WW-H-171 (Type 23), Manufacturers Standardization Society ANSI@/MSS-SP-58 (Type 19 and 23)



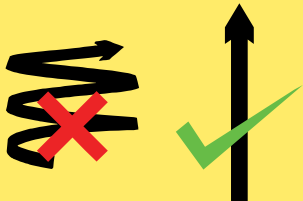
Material: Steel

| Part # | Description |  F1 |  F2 |  | Certification |
|---------------------------|---------------------------------|--|---|---|---------------|
| Finish: Electrogalvanized | | | | | |
| 3000037EG | EG, 3/8" Rod, 13/16" Max Flange | 500 lb | 250 lb | 100 pc | cULus, FM |
| 3000050EG | EG, 1/2" Rod, 13/16" Max Flange | 950 lb | 760 lb | 50 pc | cULus, FM |
| 3000062EG | EG, 5/8" Rod, 13/16" Max Flange | 950 lb | 760 lb | 50 pc | cULus |
| 3000075EG | EG, 3/4" Rod, 13/16" Max Flange | 950 lb | 760 lb | 50 pc | cULus |
| 3000087EG | EG, 7/8" Rod, 13/16" Max Flange | 950 lb | 760 lb | 50 pc | cULus |
| Finish: Plain | | | | | |
| 3000037PL | 3/8" Rod, 13/16" Max Flange | 500 lb | 250 lb | 100 pc | cULus, FM |
| 3000050PL | 1/2" Rod, 13/16" Max Flange | 950 lb | 760 lb | 50 pc | cULus, FM |
| 3000062PL | 5/8" Rod, 13/16" Max Flange | 950 lb | 760 lb | 50 pc | cULus |
| 3000075PL | 3/4" Rod, 13/16" Max Flange | 950 lb | 760 lb | 50 pc | cULus |
| 3000087PL | 7/8" Rod, 13/16" Max Flange | 950 lb | 760 lb | 50 pc | cULus |

Setscrew must be tightened and torqued onto the sloped side of the I-beam. Recognizing that torque wrenches are generally not used or available on many job sites, the setscrew should be tightened so it contacts the I-beam and then an additional 1/4 to 1/2 turn added.



Beam Clamps with CADDY Rod Lock "push-to-install" technology for threaded rod applications are available on page 274.



- Prefabricated assemblies easily lift and lock into place, helping to save time and money
- Easy "push-to-install" design allows installers to simply push the threaded rod through the mounting hole, instantly holding it in position
- Lock nut can be finger tightened, locking the rod in place
- Works with slightly damaged threads and minor burrs on the threaded rod

"Push-to-install" Technology

STRUCTURAL ATTACHMENTS

Beam/Purlin




310 UNIVERSAL BEAM CLAMP, THICK FLANGE

- Universal beam clamp for thick beams
- Conforms with Federal Specification WW-H-171 (Type 23), Manufacturers Standardization Society ANSI®/MSS-SP-58 (Type 19 and 23)



Material: Steel



| Part # | Description |  |  |  |
|---------------------------|---------------------------------|--|---|---|
| Finish: Electrogalvanized | | | | |
| 3100037EG | EG, 3/8" Rod, 1 1/4" Max Flange | 500 lb | 250 lb | 50 pc |
| 3100050EG | EG, 1/2" Rod, 1 1/4" Max Flange | 950 lb | 760 lb | 50 pc |
| Finish: Plain | | | | |
| 3100037PL | 3/8" Rod, 1 1/4" Max Flange | 500 lb | 250 lb | 50 pc |
| 3100050PL | 1/2" Rod, 1 1/4" Max Flange | 950 lb | 760 lb | 50 pc |

Setscrew must be tightened and torqued onto the sloped side of the I-beam. Recognizing that torque wrenches are generally not used or available on many job sites, the setscrew should be tightened so it contacts the I-beam and then an additional 1/4 to 1/2 turn added.

BC26 UNIVERSAL BEAM CLAMP WITH TAPPED HOLE

- One thru-hole for easier installation of threaded rod
- Conforms with Federal Specification WW-H-171 (Type 23), Manufacturers Standardization Society ANSI®/MSS-SP-58 (Type 19 and 23)



Material: Cast Iron
Finish: Electrogalvanized



| Part # | Description |  |  |  |
|------------|--|--|---|---|
| BC260025EG | 1/4" Rod, 13/16" Max Flange, 1/4" Hole, Threaded | 250 lb | 100 lb | 100 pc |

Setscrew must be tightened and torqued onto the sloped side of the I-beam. Recognizing that torque wrenches are generally not used or available on many job sites, the setscrew should be tightened so it contacts the I-beam and then an additional 1/4 to 1/2 turn added.

STRUCTURAL ATTACHMENTS

Beam/Purlin

305 STAINLESS STEEL BEAM CLAMP, TOP MOUNT

- Pressed steel beam clamp
- Structural attachment to top flange of metal beams, purlins, channel, or angle iron
- Conforms with Federal Specification WW-H-171 (Type 23), Manufacturers Standardization Society ANSI®/MSS-SP-58 (Type 19)



Material: Stainless Steel 304 (EN 1.4301)

| Part # | Description | F ↓ | ☐ |
|-----------|---------------------------|----------|--------|
| 3050037S4 | 3/8" Rod, 5/8" Max Flange | 500 lb | 100 pc |
| 3050050S4 | 1/2" Rod, 5/8" Max Flange | 1,130 lb | 100 pc |

Set screw must be tightened and torqued onto the sloped side of the I-beam, channel, or angle iron flange. Recognizing that torque wrenches are generally not used or available on many job sites, the setscrew should be tightened so it contacts the I-beam and then an additional 1/4 to 1/2 turn added.

SBC STAMPED BEAM CLAMP, TOP MOUNT

- Allows structural attachment to metal beams, bar joist, channel, or angle iron in top mount position only unless used on a parallel flange
- Lightweight, one-piece stamped body provides superior strength and eliminates deficiencies associated with castings
- Spins onto threaded rod and allows for easy adjustment
- Conforms with Federal Specification WW-H-171 (Type 23), Manufacturers Standardization Society ANSI®/MSS-SP-58 (Type 19)



Material: Steel
Finish: Pregalvanized



| Part # | Description | F ↓ | ☐ |
|--------|---------------------------|--------|-------|
| SBC037 | 3/8" Rod, 3/4" Max Flange | 500 lb | 50 pc |

Set screw must be tightened and torqued onto the sloped side of the I-beam, channel, or angle iron flange. Recognizing that torque wrenches are generally not used or available on many job sites, the setscrew should be tightened so it contacts the I-beam and then an additional 1/4 to 1/2 turn added.

STRUCTURAL ATTACHMENTS

Beam/Purlin

BC BEAM CLAMP

- Easy installation to beam flanges



Material: Spring Steel
Finish: nVent CADDY Armour



| Part # | Description | F | ⊞ |
|--------|--|--------|------------|
| BC | 1/4" Rod 1, #10 Rod 2, 1/2" Max Flange | 100 lb | 100 pc |
| BCBP | 1/4" Rod 1, #10 Rod 2, 1/2" Max Flange | 100 lb | 15 x 10 pc |

Setscrew must be tightened and torqued onto the sloped side of the I-beam.

BC200/BC400 BEAM CLAMP

- Threaded hole on back and bottom



Material: Steel
Finish: ElectroGalvanized



| Part # | Description | F | ⊞ |
|--------|----------------------------|--------|-------|
| BC200 | 1/4" Rod, 0.5" Max Flange | 123 lb | 50 pc |
| BC400 | 3/8" Rod, 0.75" Max Flange | 200 lb | 25 pc |

Setscrew must be tightened and torqued onto the sloped side of the I-beam.

STRUCTURAL ATTACHMENTS

Beam/Purlin

BC10 MULTI-FUNCTION BEAM CLAMP

- Structural attachment to beams to support threaded rod



Material: Steel
Finish: Electrogalvanized

| Part # | Description |  |  |  |
|------------|---------------------------------|--|---|---|
| BC100000EG | 3/8", 1/2" Rod, 3/4" Max Flange | 500 lb | 300 lb | 25 pc |

Setscrew must be tightened and torqued onto the sloped side of the I-beam.

BC10 BEAM CLAMP WITH BC15 SWIVEL

- Swivel attachment suitable for sloped beams



Material: Steel
Finish: Electrogalvanized

| Part # | Description |  |  |
|------------|---------------------------------|---|---|
| BC101500EG | 3/8", 1/2" Rod, 3/4" Max Flange | 500 lb | 25 pc |

Setscrew must be tightened and torqued onto the sloped side of the I-beam. Recognizing that torque wrenches are generally not used or available on many job sites, the setscrew should be tightened so it contacts the I-beam and then an additional 1/4 to 1/2 turn added.

STRUCTURAL ATTACHMENTS

Beam/Purlin

BC11/BC12 MULTI-FUNCTION CLAMP WITH J-BOLT

- Structural attachment to beams to support threaded rod
- J-bolt provides additional stability in high vibration environments



Material: Steel
Finish: Electrogalvanized

| Part # | Description |  |  |  |
|------------|---------------------------------|--|---|---|
| BC110000EG | 3/8", 1/2" Rod, 3/4" Max Flange | 500 lb | 300 lb | 25 pc |
| BC120000EG | 3/8", 1/2" Rod, 3/4" Max Flange | 500 lb | 300 lb | 25 pc |



Setscrew must be tightened and torqued onto the sloped side of the I-beam.

BC13 WELDED BEAM CLAMP, STANDARD DUTY

- Structural attachment to beams to support threaded rod



Material: Steel
Finish: Electrogalvanized

| Part # | Description |  |  |
|------------|---------------------------|---|---|
| BC130025EG | 1/4" Rod, 7/8" Max Flange | 650 lb | 20 pc |
| BC130037EG | 3/8" Rod, 7/8" Max Flange | 650 lb | 20 pc |
| BC130050EG | 1/2" Rod, 7/8" Max Flange | 1,100 lb | 20 pc |
| BC130062EG | 5/8" Rod, 7/8" Max Flange | 1,600 lb | 10 pc |

Setscrew must be tightened and torqued onto the sloped side of the I-beam. Recognizing that torque wrenches are generally not used or available on many job sites, the setscrew should be tightened so it contacts the I-beam and then an additional 1/4 to 1/2 turn added.

STRUCTURAL ATTACHMENTS

Beam/Purlin

BC14 WELDED BEAM CLAMP, HEAVY DUTY

- Structural attachment to beams to support threaded rod



Material: Steel
Finish: Electrogalvanized

| Part # | Description | F ↓ | ☐ |
|------------|-----------------------------|----------|-------|
| BC140037EG | 3/8" Rod, 1 5/8" Max Flange | 800 lb | 20 pc |
| BC140050EG | 1/2" Rod, 1 5/8" Max Flange | 1,300 lb | 20 pc |
| BC140062EG | 5/8" Rod, 1 5/8" Max Flange | 1,900 lb | 10 pc |

Setscrew must be tightened and torqued onto the sloped side of the I-beam. Recognizing that torque wrenches are generally not used or available on many job sites, the setscrew should be tightened so it contacts the I-beam and then an additional 1/4 to 1/2 turn added.

C-CLAMP

- Pressed steel beam clamp
- Conforms with Federal Specification WW-H-171 (Type 23), Manufacturers Standardization Society ANSI@/MSS-SP-58 (Type 23)



Material: Steel
Static Load Safety Factor: 3.5:1

| Part # | Description | F ↓ | ☐ |
|---------------------------|-------------------------------|--------|--------|
| Finish: Electrogalvanized | | | |
| 2000037EG | EG, 3/8" Rod, 3/4" Max Flange | 250 lb | 100 pc |
| Finish: Plain | | | |
| 2000037PL | 3/8" Rod, 3/4" Max Flange | 250 lb | 100 pc |

Setscrew must be tightened and torqued onto the sloped side of the I-beam. Recognizing that torque wrenches are generally not used or available on many job sites, the setscrew should be tightened so it contacts the I-beam and then an additional 1/4 to 1/2 turn added.

STRUCTURAL ATTACHMENTS

Beam/Purlin

C-CLAMP FOR STRUT AND ROD

- Dual purpose beam clamp for rod and strut
- Conforms with Federal Specification WW-H-171 (Type 23), Manufacturers Standardization Society ANSI®/MSS-SP-58 (Type 23)



Material: Steel
Finish: Pregalvanized



| Part # | Description |  |  | Certification |
|----------|---------------------------|---|---|---------------|
| 200RS375 | 3/8" Rod, 5/8" Max Flange | 250 lb | 10 pc | cULus |
| 200RS500 | 1/2" Rod, 5/8" Max Flange | 360 lb | 10 pc | - |

Setscrew must be tightened and torqued onto the sloped side of the I-beam. Load rating is per fastener with a 3X safety factor. Actual installation must be evaluated to determine load on the individual fastener. Recognizing that torque wrenches are generally not used or available on many job sites, the setscrew should be tightened so it contacts the I-beam and then an additional 1/4 to 1/2 turn added.

STRUCTURAL ATTACHMENTS

Beam/Purlin

300C STANDARD RETAINER STRAP

- Retainer strap for beam clamps



Material: Steel
Finish: Pregalvanized

| Part # | Description |  |
|------------|---------------|---|
| 300C3706EG | 3/8" Rod, 6" | 100 pc |
| 300C3708EG | 3/8" Rod, 8" | 100 pc |
| 300C3710EG | 3/8" Rod, 10" | 100 pc |
| 300C3712EG | 3/8" Rod, 12" | 100 pc |
| 300C3714EG | 3/8" Rod, 14" | 100 pc |
| 300C3716EG | 3/8" Rod, 16" | 100 pc |
| 300C3718EG | 3/8" Rod, 18" | 1 pc |
| 300C5008EG | 1/2" Rod, 8" | 100 pc |
| 300C5010EG | 1/2" Rod, 10" | 100 pc |
| 300C5012EG | 1/2" Rod, 12" | 100 pc |
| 300C5014EG | 1/2" Rod, 14" | 100 pc |
| 300C5016EG | 1/2" Rod, 16" | 1 pc |
| 300C6206EG | 5/8" Rod, 6" | 100 pc |
| 300C6208EG | 5/8" Rod, 8" | 100 pc |
| 300C6210EG | 5/8" Rod, 10" | 100 pc |
| 300C6212EG | 5/8" Rod, 12" | 100 pc |
| 300C6214EG | 5/8" Rod, 14" | 100 pc |
| 300C7506EG | 3/4" Rod, 6" | 100 pc |
| 300C7508EG | 3/4" Rod, 8" | 100 pc |
| 300C7510EG | 3/4" Rod, 10" | 100 pc |
| 300C7514EG | 3/4" Rod, 14" | 100 pc |
| 300C8706EG | 7/8" Rod, 6" | 100 pc |
| 300C8708EG | 7/8" Rod, 8" | 100 pc |
| 300C8714EG | 7/8" Rod, 14" | 100 pc |

Field bend and use jam nut over hanger rod to secure. Add 2" to width of flange to determine minimum length strap required.

STRUCTURAL ATTACHMENTS

Beam/Purlin


RS RETROFIT RETAINER STRAP

- Ideal for both new and existing applications
- Can be installed without disassembly of the hanging system and/or removing the clamp
- Compatible with all standard nVent CADDY beam clamps and can be secured to either the set screw or threaded rod
- Large teardrop-shaped opening is compatible with multiple threaded rod diameters, reducing inventory by 50%
- Coined edge on teardrop-shaped opening locks into rod, eliminating shifting during install
- Provides a secure attachment in seismic zones and complies with NFPA® requirements
- Meets the UL® load test for retainer straps



Material: Steel
Finish: Pregalvanized



| Part # | Description |  |
|--------|-------------|---|
| RS06 | 6 1/2" | 100 pc |
| RS08 | 8 1/2" | 100 pc |
| RS10 | 10 1/2" | 100 pc |
| RS12 | 12 1/2" | 100 pc |
| RS14 | 14 1/2" | 100 pc |
| RS16 | 16 1/2" | 100 pc |
| RS18 | 18 1/2" | 50 pc |

Add 2" to width of flange to determine minimum length strap required.

STRUCTURAL ATTACHMENTS

Beam/Purlin


34SL RETROFIT RETAINER STRAP

- Retrofit retainer strap for beam clamps



Material: Steel
Finish: Pregalvanized



| Part # | Description |  |
|-------------|-------------|---|
| 034SL0600EG | 6" | 100 pc |
| 034SL0800EG | 8" | 100 pc |
| 034SL1000EG | 10" | 100 pc |
| 034SL1200EG | 12" | 100 pc |
| 034SL1400EG | 14" | 100 pc |


Field bend and use jam nut over hanger rod to secure. Add 2" to width of flange to determine minimum length strap required.

35RS TWO HOLE RETAINER STRAP

- Retainer strap for beam clamps



Material: Steel
Finish: Pregalvanized

| Part # | Description |  |
|-------------|-------------|---|
| 035RS0600EG | 6" | 100 pc |
| 035RS0800EG | 8" | 100 pc |
| 035RS1000EG | 10" | 100 pc |
| 035RS1200EG | 12" | 100 pc |
| 035RS1400EG | 14" | 100 pc |
| 035RS1600EG | 16" | 100 pc |
| 035RS1800EG | 18" | 100 pc |


Field bend and use jam nut over hanger rod to secure.

STRUCTURAL ATTACHMENTS


Beam/Purlin

BC09 RETAINER STRAP FOR BC13/14 SERIES

- Retainer strap for BC13/BC14 beam clamps



Material: Steel
Finish: ElectroGalvanized



| Part # | Description |  |
|------------|-------------|---|
| BC090900EG | 9" | 50 pc |
| BC091200EG | 12" | 50 pc |
| BC091500EG | 15" | 25 pc |

360 ADJUSTABLE CENTER-LOAD BEAM CLAMP KIT

- Includes Series 26 Beam Clamp Extension Piece



Material: Steel, Cast Iron
Finish: Plain

| Part # | Description |  |  |
|-----------|---------------------------|---|---|
| 3600037PL | 3/8" Rod, 2" Max Pipe | 600 lb | 20 pc |
| 3600050PL | 1/2" Rod, 3 1/2" Max Pipe | 1,130 lb | 20 pc |
| 3600062PL | 5/8" Rod, 5" Max Pipe | 1,365 lb | 20 pc |
| 3600075PL | 3/4" Rod, 6" Max Pipe | 1,365 lb | 20 pc |
| 3600087PL | 7/8" Rod, 12" Max Pipe | 1,365 lb | 20 pc |

Reduced hanger spacing is required when supporting 10" and 12" pipe. Install in accordance with applicable code.

STRUCTURAL ATTACHMENTS

Beam/Purlin

PH MULTI-PURPOSE PURLIN CLAMP

- Attaches to bottom of purlins and beams to support threaded rod



Material: Steel
Finish: ElectroGalvanized



| Part # | Description | Static Load 1 | Static Load 2 |  |
|--------|---------------------------|---------------|---------------|---|
| PH4 | 1/4" Rod, 1/4" Max Flange | 200 lb | 160 lb | 25 pc |
| PH6 | 3/8" Rod, 1/4" Max Flange | 200 lb | 160 lb | 25 pc |
| PH6FP | 3/8" Rod, 1/4" Max Flange | 200 lb | - | 25 pc |

A jam nut is required for fire protection applications. Refer to Static Load 1 when attaching to C and Z purlins. Refer to Static Load 2 when attaching to a flat flange. Recognizing that torque wrenches are generally not used or available on many job sites, the setscrew should be tightened so it contacts the I-beam and then an additional 1/4 to 1/2 turn added.

PHSW MULTI-PURPOSE PURLIN CLAMP WITH SWIVEL

- Attachment to bottom of purlins and beams to support threaded rod
- Swivel feature option for attachment to purlins under sloped roofs



Material: Steel
Finish: ElectroGalvanized



| Part # | Description | Static Load 1 | Static Load 2 |  |
|---------|---------------------------|---------------|---------------|---|
| PHSW4 | 1/4" Rod, 1/4" Max Flange | 200 lb | 160 lb | 25 pc |
| PHSW6 | 3/8" Rod, 1/4" Max Flange | 200 lb | 160 lb | 25 pc |
| PHSW6FP | 3/8" Rod, 1/4" Max Flange | 200 lb | - | 25 pc |

A jam nut is required for fire protection applications. Refer to Static Load 1 when attaching to C and Z purlins. Refer to Static Load 2 when attaching to a flat flange. Recognizing that torque wrenches are generally not used or available on many job sites, the setscrew should be tightened so it contacts the I-beam and then an additional 1/4 to 1/2 turn added.

STRUCTURAL ATTACHMENTS

Beam/Purlin

315 MALLEABLE IRON PURLIN CLAMP

- Attaches to lower flange of metal beams or purlins
- Supports 45° flanges up to 2" long, and 90° flanges up to 1-1/2" high
- Conforms with Federal Specification WW-H-171 (Type 23), Manufacturers Standardization Society ANSI/MSS-SP-58 (Type 23)



Material: Cast Iron

| Part # | Description | F | ↓ | ↓ |
|---------------------------|-----------------------------|--------|-------|---|
| Finish: Electrogalvanized | | | | |
| 3150037EG | EG, 3/8" Rod, 1" Max Flange | 400 lb | 25 pc | |
| Finish: Plain | | | | |
| 3150037PL | 3/8" Rod, 1" Max Flange | 400 lb | 25 pc | |

Setscrew must be tightened and torqued onto the sloped side of the I-beam. Install in accordance with applicable code. Recognizing that torque wrenches are generally not used or available on many job sites, the setscrew should be tightened so it contacts the I-beam and then an additional 1/4 to 1/2 turn added.

122 SERIES Z PURLIN CLIP

- Hammer-on clip compensates for angle of purlin
- Provides a portable hole
- Side mount



Material: Spring Steel
Finish: nVent CADDY Armour



| Part # | Description | F | ↓ | ↓ |
|--------|-----------------------------|--------|--------|---|
| 122 | 1/4" Hole, 1/16" Max Flange | 100 lb | 100 pc | |

STRUCTURAL ATTACHMENTS

Beam/Purlin

123 SERIES Z PURLIN CLIP

- Hammer-on clip compensates for angle of purlin
- Provides method for attaching conduit and boxes to purlin
- Bottom mount



Material: Spring Steel
Finish: nVent CADDY Armour



| Part # | Description | F | Cube |
|--------|------------------------------|--------|--------|
| 123 | 1/4" Hole, 0.06"-0.1" Flange | 100 lb | 100 pc |

AF SERIES Z PURLIN CLIP

- Angle flange clip for wire or chain suspensions from Z purlins
- Installs from floor with VAFT tool and conduit



Material: Spring Steel
Finish: nVent CADDY Armour



| Part # | Description | F | Cube |
|--------|------------------------------|--------|--------|
| AF14 | 1/4" Hole, 1/16"-1/4" Flange | 100 lb | 100 pc |

VF SERIES C PURLIN CLIP

- Provides an attachment for nVent CADDY Speed Link assemblies, wire, S-hooks, or chain from purlin and bar joist
- Installs from floor with VAFT tool and conduit



Material: Spring Steel
Finish: nVent CADDY Armour



| Part # | Description | F |
|--------|------------------------------|--------|
| VF14 | 1/16"-1/4" Flange, 1/4" Hole | 160 lb |

STRUCTURAL ATTACHMENTS


Beam/Purlin

VAFT INSTALLATION TOOL FOR PURLIN CLIPS

- Installation tool for VF & AF assemblies
- Used to install the AF or VF rod clips from the floor



Material: Steel

| Part # | Description |  |
|--------|-------------------|---|
| VAFT | Installation Tool | 1 pc |
| VAFTR | Replacement Parts | 1 pc |


HAMMER-ON FLANGE CLIP, BOTTOM MOUNT

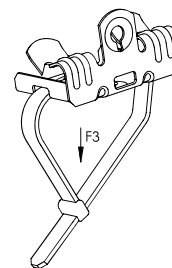
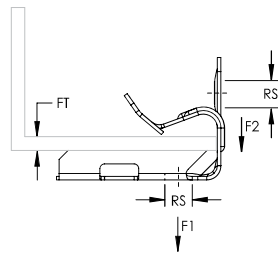
- Can be used to support boxes, fixtures or other applications from beam flanges
- Assorted attachment points provided to reduce inventory
- Requires only a hammer to install



Material: Spring Steel
Finish: nVent CADDY Armour



| Part # | Flange Thickness FT | Rod Size | F1 | F2 | F3 |  |
|--------|---------------------|----------|--------|-------|-------|---|
| M24 | 1/8"–1/4" | 1/4" | 100 lb | 25 lb | 75 lb | 100 pc |
| M58 | 5/16"–1/2" | 1/4" | 100 lb | 25 lb | 75 lb | 100 pc |
| M912 | 9/16"–3/4" | 1/4" | 100 lb | 25 lb | 75 lb | 100 pc |
| M1318 | 13/16"–1 1/8" | 1/4" | 100 lb | 25 lb | 75 lb | 50 pc |



STRUCTURAL ATTACHMENTS

Beam/Purlin

HAMMER-ON FLANGE CLIP, BOTTOM MOUNT WITH STUD

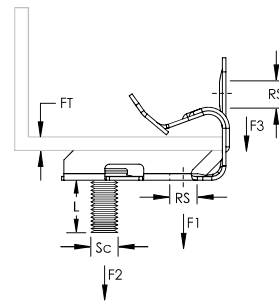
- Can be used to support boxes, fixtures or other applications from beam flanges
- Captive threaded stud minimizes the need for additional hardware
- Assorted attachment points provided to reduce inventory
- Requires only a hammer to install



Material: Spring Steel
Finish: nVent CADDY Armour



| Part # | Flange Thickness FT | Rod Size | Screw Dia. SC | Screw Length L | F1 | F2 | F3 | |
|--------|---------------------|----------|---------------|----------------|--------|-------|-------|--------|
| M24S | 1/8"–1/4" | 1/4" | 1/4" | 3/8" | 100 lb | 75 lb | 25 lb | 100 pc |
| M58S | 5/16"–1/2" | 1/4" | 1/4" | 3/8" | 100 lb | 75 lb | 25 lb | 100 pc |
| M912S | 9/16"–3/4" | 1/4" | 1/4" | 3/8" | 100 lb | 75 lb | 25 lb | 100 pc |
| M1318S | 13/16"–1 1/8" | 1/4" | 1/4" | 3/8" | 100 lb | 75 lb | 25 lb | 50 pc |



HAMMER-ON FLANGE CLIP, BOTTOM MOUNT WITH RETAINER

- Pre-riveted retainer strap is easily bent into position
- Requires only a hammer to install
- 4WN washer wing nut included



Material: Spring Steel
Finish: nVent CADDY Armour

| Part # | Description | | |
|--------|------------------------------|-------|-------|
| CM24S | 1/8"–1/4" Flange, 8.5" Strap | 75 lb | 50 pc |
| CM58S | 5/16"–1/2" Flange, 13" Strap | 75 lb | 50 pc |
| CM912S | 9/16"–3/4" Flange, 13" Strap | 75 lb | 50 pc |

STRUCTURAL ATTACHMENTS

Beam/Purlin

HAMMER-ON FLANGE CLIP, SIDE MOUNT

- Provides an attachment for wire, S-hooks, chain, nVent CADDY Speed Link or other assemblies to flanges and profiles
- Fits most beams
- Installs with just a hammer



| Part # | Description | F ↓ | Certification |
|---|-------------------------|--------|---------------|
| Material: Spring Steel – Finish: nVent CADDY Armour | | | |
| 2H4 | 3/32"–9/64" Flange | 160 lb | cULus |
| 4H24 | 1/8"–1/4" Flange | 200 lb | cULus |
| 4H58 | 5/16"–1/2" Flange | 200 lb | cULus |
| 4H912 | 9/16"–3/4" Flange | 200 lb | cULus |
| 4H1318 | 13/16"–1 1/8" Flange | 200 lb | cULus |
| Material: Stainless Steel 301 (EN 1.4310) | | | |
| 4H24SS | S301, 1/8"–1/4" Flange | 140 lb | – |
| 4H58SS | S301, 5/16"–1/2" Flange | 140 lb | – |
| 4H912SS | S301, 9/16"–3/4" Flange | 140 lb | – |

H-TI/T ROD TO FLANGE CLIP

- Suspends threaded rod from beam flanges
- Threaded rod hanger can swivel to provide a vertical dropdown
- Requires only a hammer to install



Material: Spring Steel
Finish: nVent CADDY Armour



| Part # | Description | F ↓ |
|--------|---|--------|
| 4TI24 | 0.25" Hole, Threaded, 0.125"–0.25" Flange | 200 lb |
| 4TI58 | 0.25" Hole, Threaded, 0.3125"–0.5" Flange | 200 lb |
| 4TI912 | 0.25" Hole, Threaded, 0.5625"–0.75" Flange | 200 lb |
| 6TA24 | 0.375" Hole, Plain, 0.125"–0.25" Flange | 200 lb |
| 6TA58 | 0.375" Hole, Plain, 0.3125"–0.5" Flange | 200 lb |
| 6TA912 | 0.375" Hole, Plain, 0.5625"–0.75" Flange | 200 lb |
| 6TI24 | 0.375" Hole, Threaded, 0.125"–0.25" Flange | 200 lb |
| 6TI58 | 0.375" Hole, Threaded, 0.3125"–0.5" Flange | 200 lb |
| 6TI912 | 0.375" Hole, Threaded, 0.5625"–0.75" Flange | 200 lb |

STRUCTURAL ATTACHMENTS

Beam/Purlin

H-TI/TR ROD TO FLANGE CLIP WITH RETAINER

- Pre-riveted retainer strap is easily bent into position
- Suspends threaded rod from beam flanges
- Threaded rod hanger can swivel to provide a vertical dropdown
- Requires only a hammer to install



Material: Spring Steel
Finish: nVent CADDY Armour

| Part # | Description | F ↓ | ☐ |
|---------|-----------------------------|--------|-------|
| C4TI24 | 1/4" Rod, 1/8"-1/4" Flange | 200 lb | 50 pc |
| C4TI58 | 1/4" Rod, 5/16"-1/2" Flange | 200 lb | 50 pc |
| C4TI912 | 1/4" Rod, 9/16"-3/4" Flange | 200 lb | 50 pc |
| C6TI24 | 3/8" Rod, 1/8"-1/4" Flange | 200 lb | 50 pc |
| C6TI58 | 3/8" Rod, 5/16"-1/2" Flange | 200 lb | 50 pc |
| C6TI912 | 3/8" Rod, 9/16"-3/4" Flange | 200 lb | 50 pc |

H-6A ROD TO FLANGE CLIP

- Requires only a hammer to install



Material: Spring Steel
Finish: nVent CADDY Armour



| Part # | Description | F ↓ | ☐ |
|--------|-----------------------------|--------|--------|
| 6A24 | 1/8"-1/4" Flange, 3/8" Rod | 200 lb | 100 pc |
| 6A58 | 5/16"-1/2" Flange, 3/8" Rod | 200 lb | 100 pc |
| 6A912 | 9/16"-3/4" Flange, 3/8" Rod | 200 lb | 100 pc |

STRUCTURAL ATTACHMENTS

Beam/Purlin

H-708 ROD/WIRE TO FLANGE CLIP

- Requires only a hammer to install



Material: Spring Steel
Finish: nVent CADDY Armour



| Part # | Description | F ↓ | ☐ |
|--------|--------------------------------------|--------|--------|
| 70824 | 1/8"–1/4" Flange, 1/4" Rod, #8 Wire | 200 lb | 100 pc |
| 70858 | 5/16"–1/2" Flange, 1/4" Rod, #8 Wire | 200 lb | 100 pc |
| 708912 | 9/16"–3/4" Flange, 1/4" Rod, #8 Wire | 200 lb | 100 pc |

122-6A ROD TO Z PURLIN CLIP

- Hammer-on clip compensates for angle of purlin
- Provides method for attaching rod to Z purlin



Material: Spring Steel
Finish: nVent CADDY Armour



| Part # | Description | F ↓ | ☐ |
|--------|-----------------------------|--------|--------|
| 1226A | 3/8" Rod, 1/16"–1/4" Flange | 100 lb | 100 pc |

Loads indicated are for nVent CADDY Fasteners only.

STRUCTURAL ATTACHMENTS

Beam/Purlin

122-708 ROD/WIRE TO Z PURLIN CLIP

- Hammer-on clip compensates for angle of purlin
- Provides method for attaching rod to Z purlin



Material: Spring Steel
Finish: nVent CADDY Armour



| Part # | Description | F | Box |
|--------|--------------------------------------|--------|--------|
| 122708 | 1/4" Rod, #8 Wire, 1/16"-1/4" Flange | 100 lb | 100 pc |

122-TI/T ROD TO Z PURLIN CLIP

- Hammer-on clip compensates for angle of purlin
- Provides method for attaching rod to purlin



Material: Spring Steel
Finish: nVent CADDY Armour



| Part # | Description | F | Box |
|--------|---|--------|--------|
| 1224TI | 0.25" Hole, Threaded, 0.0625"-0.25" Flange | 100 lb | 100 pc |
| 1226T | 0.375" Hole, Plain, 0.0625"-0.25" Flange | 100 lb | 100 pc |
| 1226TI | 0.375" Hole, Threaded, 0.0625"-0.25" Flange | 100 lb | 100 pc |

AF-6A ROD TO Z-PURLIN CLIP

- Hammer-on or install from the floor with the VAFT tool
- Supports plain rod from bar joist and Z-Purlin



Material: Spring Steel
Finish: nVent CADDY Armour



| Part # | Description | F | Box |
|--------|-----------------------------|--------|--------|
| AF146A | 3/8" Rod, 1/16"-1/4" Flange | 100 lb | 100 pc |

STRUCTURAL ATTACHMENTS

Beam/Purlin

AF-708 ROD/WIRE TO Z PURLIN CLIP

- Hammer-on or install from the floor with the VAFT tool
- Provides an attachment for nVent CADDY Speed Link assemblies, wire, S-hooks, or chain from purlin and bar joist



Material: Spring Steel
Finish: nVent CADDY Armour



| Part # | Description | F | Box |
|---------|--------------------------------------|--------|--------|
| AF14708 | 1/4" Rod, #8 Wire, 1/16"-1/4" Flange | 100 lb | 100 pc |

AF-TI/T ROD TO Z PURLIN CLIP

- Used to support 1/4" and 3/8" threaded rod from purlin beam flanges 1/16" thru 1/4" thick
- Hammer-on or install from the floor with the VAFT tool
- Provides method for attaching rod to Z purlin



Material: Spring Steel
Finish: nVent CADDY Armour



| Part # | Description | F | Box |
|---------|--|--------|--------|
| AF144TI | 1/4" Hole, Threaded, 1/16"-1/4" Flange | 100 lb | 100 pc |
| AF146T | 3/8" Hole, Plain, 1/16"-1/4" Flange | 100 lb | 100 pc |
| AF146TI | 3/8" Hole, Threaded, 1/16"-1/4" Flange | 100 lb | 100 pc |

VF-6A ROD TO C-PURLIN CLIP

- Hammer-on or install from the floor with the VAFT tool
- Supports plain rod from bar joist and C-Purlin



Material: Spring Steel
Finish: nVent CADDY Armour



| Part # | Description | F | Box |
|--------|-----------------------------|--------|--------|
| VF146A | 3/8" Rod, 1/16"-1/4" Flange | 160 lb | 100 pc |

STRUCTURAL ATTACHMENTS

Beam/Purlin

VF-708 ROD/WIRE TO C PURLIN CLIP

- Supports wire or rod from bar joist and C purlin
- Hammer-on or install from the floor with the VAFT tool



Material: Spring Steel
Finish: nVent CADDY Armour



| Part # | Description | F ↓ | 📦 |
|---------|--------------------------------------|--------|--------|
| VF14708 | 1/4" Rod, #8 Wire, 1/16"-1/4" Flange | 160 lb | 100 pc |

VF-TI/T ROD TO C-PURLIN CLIP

- Hammer-on or install from the floor with the VAFT tool
- Provides an attachment for nVent CADDY Speed Link assemblies, wire, S-hooks, or chain from purlin and bar joist



Material: Spring Steel
Finish: nVent CADDY Armour



| Part # | Description | F ↓ | 📦 |
|---------|--|--------|--------|
| VF144TI | 1/4" Hole, Threaded, 1/16"-1/4" Flange | 160 lb | 100 pc |
| VF146T | 3/8" Hole, Plain, 1/16"-1/4" Flange | 160 lb | 100 pc |
| VF146TI | 3/8" Hole, Threaded, 1/16"-1/4" Flange | 160 lb | 100 pc |

STRUCTURAL ATTACHMENTS

Beam/Purlin

BULB TEE CLIP

- Provides means of support from underside of bulb tee
- Ceiling material not defaced when correctly applied
- Requires only a hammer to install




Material: Spring Steel
Finish: nVent CADDY Armour

| Part # | Description | F ↓ | ↓ | ↓ |
|---------|------------------------------|--------|--------|---|
| 4J2438 | 3/16" Max Flange | 135 lb | 100 pc | |
| 4J2438S | 3/16" Max Flange, 1/4" Screw | 135 lb | 100 pc | |
| 4NJ2438 | 3/16" Max Flange, 1/4" Nut | 135 lb | 100 pc | |
| 6NJ2438 | 3/16" Max Flange, 3/8" Nut | 135 lb | 100 pc | |

325 STEEL SIDE BEAM ATTACHMENT

- Fastens to the wall or the side of a joist to support hanger rod
- Conforms with Federal Specification WW-H-171 (Type 35), Manufacturers Standardization Society ANSI®/MSS-SP-58 (Type 34)



Material: Steel

| Part # | Description | F1 ↓ | F2 ↓ | ↓ |
|---------------------------|-----------------|---------|----------|--------|
| Finish: Electrogalvanized | | | | |
| 3250037EG | EG, 7/16" Hole | 650 lb | 1,150 lb | 100 pc |
| 3250050EG | EG, 9/16" Hole | 650 lb | 1,150 lb | 100 pc |
| 3250062EG | EG, 11/16" Hole | 850 lb | 2,000 lb | 25 pc |
| 3250075EG | EG, 13/16" Hole | 900 lb | 3,500 lb | 25 pc |
| 3250087EG | EG, 15/16" Hole | 900 lb | 3,600 lb | 10 pc |
| Finish: Plain | | | | |
| 3250037PL | 7/16" Hole | 650 lb | 1,150 lb | 100 pc |
| 3250050PL | 9/16" Hole | 650 lb | 1,150 lb | 100 pc |
| 3250062PL | 11/16" Hole | 850 lb | 2,000 lb | 25 pc |
| 3250075PL | 13/16" Hole | 900 lb | 3,500 lb | 25 pc |
| 3250087PL | 15/16" Hole | 900 lb | 3,600 lb | 10 pc |

Refer to Static Load 1 when used with lag screw. Refer to Static Load 2 with bolt to steel. Follow fastener manufacturer's recommended shear and pull-out strength when fastening to the structure. Fastener not included. Install in accordance with applicable code.

STRUCTURAL ATTACHMENTS

Beam/Purlin

327 MALLEABLE IRON SIDE BEAM ATTACHMENT

- Pre-threaded structural attachment fastened to wall or the side of a joist to support hanger rod where two #43 Wood Drive Screws are necessary for proper support



Material: Steel

| Part # | Description | F | |
|---------------------------|--------------|--------|--------|
| Finish: Electrogalvanized | | | |
| 3270037EG | EG, 3/8" Rod | 250 lb | 100 pc |
| 3270050EG | EG, 1/2" Rod | 480 lb | 100 pc |
| Finish: Plain | | | |
| 3270037PL | 3/8" Rod | 250 lb | 100 pc |
| 3270050PL | 1/2" Rod | 480 lb | 100 pc |

Load rating dependent on wood structure strength. Follow fastener manufacturer's recommended shear and pull-out strength when fastening to the structure. Fastener not included.

328 THREADED STEEL SIDE BEAM ATTACHMENT

- Fastens to wall or the side of a joist to support hanger rod
- Pre-threaded
- Conforms with Federal Specification WW-H-171 (Type 35), Manufacturers Standardization Society ANSI/MSS-SP-58 (Type 34)



Material: Steel



| Part # | Description | F1 | F2 | | Certification |
|---------------------------|--------------|--------|--------|--------|---------------|
| Finish: Electrogalvanized | | | | | |
| 3280037EG | EG, 3/8" Rod | 560 lb | 620 lb | 100 pc | cULus |
| Finish: Plain | | | | | |
| 3280037PL | 3/8" Rod | 560 lb | 620 lb | 100 pc | cULus |
| 3280050PL | 1/2" Rod | 560 lb | 620 lb | 100 pc | |

Refer to Static Load 1 when used with lag screw. Refer to Static Load 2 with bolt to steel. Follow fastener manufacturer's recommended shear and pull-out strength when fastening to the structure. Fastener not included. Install in accordance with applicable code.

STRUCTURAL ATTACHMENTS

Beam/Purlin

329 SIDE BEAM ATTACHMENT

- Supports pipe from wood, concrete or steel structures
- Installs on vertical mounting surface
- Pre-threaded captive nut allows for easy adjustment
- Eliminates the need for additional hardware
- Complies with VdS® CEA 4001 (Guidelines for Sprinkler Systems) Chapter 15.2.3 and shall be installed in accordance with VdS CEA 4001



Material: Steel
Finish: Electrogalvanized



| Part # | Description | F | Box |
|-----------|-------------|--------|--------|
| 3290037EG | 3/8" Rod | 350 lb | 100 pc |

Install in accordance with applicable code.

37 STEEL EYE SOCKET ROD HANGER

- Joins hanger rod to a structure



Material: Steel
Finish: Pregalvanized



| Part # | Description | F | Box |
|-----------|---|--------|--------|
| 0370037EG | 3/8" Rod, 3/4"-4" Pipe Size, FM, 3/4"-4" Pipe Size, UL | 250 lb | 250 pc |
| 0370050EG | 1/2" Rod, 2 1/2"-6" Pipe Size, FM, 2 1/2"-8" Pipe Size, UL | 760 lb | 100 pc |

Load rating dependent on wood structure strength. FM® Approved for 1/2" rod size when fastened to concrete and steel only.

STRUCTURAL ATTACHMENTS

Beam/Purlin

38 OFFSET STEEL EYE SOCKET ROD HANGER

- Structural attachment used to join hanger rod to a structure
- Provides full vertical rod adjustment



Material: Steel
Finish: Electrogalvanized



| Part # | Description | F ↓ | 📦 |
|-----------|-------------|--------|--------|
| 0380037EG | 3/8" Rod | 250 lb | 250 pc |

Load rating dependent on wood structure strength. For 3/8" rod through 2" pipe, use two Model #43 Wood Drive Screws. For 3/8" rod through 4" pipe, use one Model #42 1/2" x 3" Lag Screw.

320W WELDED BEAM ATTACHMENT

- Hanger rod attachment to be welded to the bottom of a beam where large rod sizes and substantial loads exist
- Based on the allowable stresses shown in ANSI® Code for Pressure Piping
- Conforms with Federal Specification WW-H-171 (Type 22), Manufacturers Standardization Society ANSI®/MSS-SP-58 (Type 22)



Material: Steel
Finish: Plain

| Part # | Description | F ↓ | 📦 |
|------------|-------------|----------|--------|
| 320W0037PL | 3/8" Rod | 600 lb | 15 pc |
| 320W0050PL | 1/2" Rod | 1,130 lb | 25 pc |
| 320W0062PL | 5/8" Rod | 1,810 lb | 25 pc |
| 320W0075PL | 3/4" Rod | 2,710 lb | 25 pc |
| 320W0087PL | 7/8" Rod | 3,770 lb | 10 pc |
| 320W0100PL | 1" Rod | 4,960 lb | 250 pc |

Install when a rod attachment is desired, such as Model #40 Eye Rod or #35 Welded Eye Nut. Install in accordance with applicable code.

STRUCTURAL ATTACHMENTS

Deck

TDH TRAPEZOIDAL DECK HANGER

- Easy install
- If thread connection is required, use square nut THHM and snap in
- Use TDHP perforation tool to punch hole in decking



Material: Spring Steel
Finish: nVent CADDY Armour

| Part # | Description |  |
|--------|--------------|---|
| TDH | Spring Steel | 50 pc |


| Ceiling Thickness | Static Load |
|-------------------|-------------|
| .0248" - .0276" | 130 lb |
| .0277" - .0315" | 150 lb |
| .0316" - .0394" | 180 lb |
| .0395" - .0472" | 225 lb |

TDHT TRAPEZOIDAL DECK HANGER WITH NUT

- Easy install
- Use TDHP perforation tool to punch hole in decking



Material: Spring Steel
Finish: nVent CADDY Armour

| Part # | Description |  |
|--------|-------------|---|
| TDHT4 | 1/4" Rod | 50 pc |
| TDHT6 | 3/8" Rod | 50 pc |

| Ceiling Thickness | Static Load |
|-------------------|-------------|
| .0248" - .0276" | 130 lb |
| .0277" - .0315" | 150 lb |
| .0316" - .0394" | 180 lb |
| .0395" - .0472" | 225 lb |

STRUCTURAL ATTACHMENTS

Deck

TDHP TRAPEZOIDAL DECK HOLE PUNCH

- Includes springs for quick release
- Height adjustable
- Replacement die set available



Material: Steel

| Part # | Description |  |
|--------|----------------------------------|---|
| TDHP2 | TDHP Trapezoidal Deck Hole Punch | 1 pc |

REPLACEMENT DIE FOR TDHP TRAPEZOIDAL DECK HOLE PUNCH

- Includes two punches with springs, nuts and washers



Material: Steel

| Part # | Description |  |
|-----------|--|---|
| TDHP2PR10 | Replacement Die for TDHP Trapezoidal Deck Hole Punch | 1 pc |

STRUCTURAL ATTACHMENTS

Deck

CELLULAR FLOOR DECK HANGER

- Positive locking through deck tab
- Prevents twisting or loosening due to vibration



Material: Spring Steel
Finish: nVent CADDY Armour



| Part # | Description | F | |
|--------|----------------------------|--------|--------|
| DH2 | Cellular Floor Deck Hanger | 160 lb | 100 pc |

Check with deck manufacturer for recommended load capacity.

CELLULAR FLOOR DECK HANGER FOR THREADED ROD

- Positive locking through deck tab
- Prevents twisting or loosening due to vibration



Material: Spring Steel
Finish: nVent CADDY Armour



| Part # | Description | F | |
|--------|---------------------|--------|--------|
| DH4TI | 1/4" Hole, Threaded | 160 lb | 100 pc |
| DH6TI | 3/8" Hole, Threaded | 160 lb | 100 pc |

Check with deck manufacturer for recommended load capacity.

STRUCTURAL ATTACHMENTS


Deck

STANDOFF DECK ANGLE BRACKET

- Meets the requirements of NEC® Section 300.4(E)
- Supports conduit or pipe 1-1/2" (38 mm) under the roof decking to prevent potential damage from nails or screws



Material: Steel
Finish: Plain



| Part # | Description |  |
|--------|-------------|---|
| CPNAM | 1 1/2" | 100 pc |

365 STEEL WALL OR CEILING PLATE

- Structural attachment to support hanger rod from a ceiling or a wall



Material: Steel

| Part # | Description |  |  |
|------------------------------|--------------|--|---|
| Finish: Copper Electroplated | | | |
| 3650037CP | CP, 3/8" Rod | 100 lb | 250 pc |
| Finish: Electrogalvanized | | | |
| 3650037EG | EG, 3/8" Rod | 100 lb | 250 pc |
| Finish: Plain | | | |
| 3650037PL | 3/8" Rod | 100 lb | 250 pc |

Follow fastener manufacturer's recommended shear and pull-out strength when fastening to the structure. Fastener not included.

STRUCTURAL ATTACHMENTS

Wall/Ceiling

365M MALLEABLE IRON WALL OR CEILING PLATE

- Structural attachment to support hanger rod from a ceiling or a wall



Material: Cast Iron

| Part # | Description | F ↓ | ☐ |
|------------------------------|--------------|--------|--------|
| Finish: Copper Electroplated | | | |
| 365M0037CP | CP, 3/8" Rod | 180 lb | 100 pc |
| 365M0050CP | CP, 1/2" Rod | 180 lb | 100 pc |
| Finish: Electrogalvanized | | | |
| 365M0037EG | EG, 3/8" Rod | 180 lb | 100 pc |
| 365M0050EG | EG, 1/2" Rod | 180 lb | 100 pc |
| Finish: Plain | | | |
| 365M0037PL | 3/8" Rod | 180 lb | 100 pc |
| 365M0050PL | 1/2" Rod | 180 lb | 100 pc |

Follow fastener manufacturer's recommended shear and pull-out strength when fastening to the structure. Fastener not included.

352 STANDARD DUTY WELDED WALL BRACKET

- Wall attachment to support or suspend static piping
- Conforms with Federal Specification WW-H-171 (Type 32), Manufacturers Standardization Society ANSI®/MSS-SP-58 (Type 32)



Material: Steel
Finish: Plain

| Part # | Description | F ↓ | ☐ |
|-----------|-------------|----------|-------|
| 3520100PL | 18" | 1,500 lb | 1 pc |
| 3520200PL | 24" | 1,500 lb | 25 pc |
| 3520300PL | 30" | 1,500 lb | 25 pc |

Follow fastener manufacturer's recommended shear and pull-out strength when fastening to the structure. Fastener not included. Install in accordance with applicable code.

STRUCTURAL ATTACHMENTS

Rod/Wire

DROP SMOOTH ROD WITH SHOT-FIRE BRACKET

- Quickly and easily attaches to concrete, steel or composite metal decking
- Integrated pin installs easily using powder-actuated or single-shot gas-actuated tools
- Works with most standard nVent CADDY spring steel fasteners designed for rod attachments
- Rod is rigid and does not require secondary attachment to ceiling grid per NEC 300.11
- Stocked inventory - available when you need it
- Includes pre-assembled end-cap
- Specialized packaging simplifies material handling and minimizes sorting
- Rods are ready to install out of the box



Material: Steel
Finish: Electrogalvanized



| Part # | Description | F | |
|---------|---|-------|------------|
| DR4SF12 | 12" Smooth Rod, Shot Fire, Standard Pin | 95 lb | 50 pc |
| DR4SF24 | 24" Smooth Rod, Shot Fire, Standard Pin | 95 lb | 50 pc |
| DR4SF36 | 36" Smooth Rod, Shot Fire, Standard Pin | 95 lb | 50 pc |
| DR4SF40 | 40" Smooth Rod, Shot Fire, Standard Pin | 95 lb | 50 pc |
| DR4SF48 | 48" Smooth Rod, Shot Fire, Standard Pin | 95 lb | 25 pc |
| DR4SF60 | 60" Smooth Rod, Shot Fire, Standard Pin | 95 lb | 500/pallet |
| DR4SF72 | 72" Smooth Rod, Shot Fire, Standard Pin | 95 lb | 500/pallet |

Uses Powers Fasteners, Inc. part number 50378. Static load was established based on a 1-1/8" (28.6 mm) embedment depth and 3,000 psi (20.68 Mpa) normal-weight concrete. For variations in embedment and material please consult www.powers.com. Pre-assembled drive pin from Powers Fasteners, Inc. works with Powers® C4CZ, Simpson® GCN-MEPKT, SPIT® P1000, P200, P2201, P3500 / PA3500, P35s, P45, P60, P7201, Sniper; Ramset® 721, Cobra, D45 / D60 / D60L, M70, SA270, T3SS, TS750P, TS60P, Viper; Hilti® DX35, DX350 / DX351 / DX36M, DX100 / DX200, DX460, DXA40, DXA41, DXE72 / DX400; Würth Diva-1, BST-1, BST-2 or equivalent nailers. For shot-fired supports in seismic design category D, E, or F, maximum load is the lesser of 90 lb (400 N) or the published load. Exempt from seismic design when supporting conduits less than 2-1/2" (64 mm) trade size, regardless of Ip.



STRUCTURAL ATTACHMENTS

Rod/Wire

DROP THREADED ROD WITH SHOT-FIRE BRACKET

- Quickly and easily attaches to concrete, steel or composite metal decking
- Integrated pin installs easily using powder-actuated or single-shot gas-actuated tools
- Works with most standard nVent CADDY spring steel fasteners designed for rod attachments
- Rod is rigid and does not require secondary attachment to ceiling grid per NEC 300.11
- Stocked inventory - available when you need it
- Includes pre-assembled end-cap
- Specialized packaging simplifies material handling and minimizes sorting
- Rods are ready to install out of the box



Material: Steel
Finish: Electrogalvanized



| Part # | Description | F ↓ | ☐ |
|----------|---|--------|------------|
| DR4TSF12 | 12" Threaded Rod, Shot Fire, Standard Pin | 95 lb | 50 pc |
| DR4TSF24 | 24" Threaded Rod, Shot Fire, Standard Pin | 95 lb | 50 pc |
| DR4TSF36 | 36" Threaded Rod, Shot Fire, Standard Pin | 95 lb | 50 pc |
| DR4TSF40 | 40" Threaded Rod, Shot Fire, Standard Pin | 95 lb | 50 pc |
| DR4TSF48 | 48" Threaded Rod, Shot Fire, Standard Pin | 95 lb | 25 pc |
| DR4TSF60 | 60" Threaded Rod, Shot Fire, Standard Pin | 95 lb | 500/pallet |
| DR4TSF72 | 72" Threaded Rod, Shot Fire, Standard Pin | 95 lb | 500/pallet |

Uses Powers Fasteners, Inc. part number 50378. Static load was established based on a 1-1/8" (28.6 mm) embedment depth and 3,000 psi (20.68 Mpa) normal-weight concrete. For variations in embedment and material please consult www.powers.com. Pre-assembled drive pin from Powers Fasteners, Inc. works with Powers® C4CZ, Simpson® GCN-MEPKT, SPIT® P1000, P200, P2201, P3500 / PA3500, P35s, P45, P60, P7201, Sniper, Ramset® 721, Cobra, D45 / D60 / D60L, M70, SA270, T3SS, TS750P, TS60P, Viper; Hilti® DX35, DX350 / DX351 / DX36M, DX100 / DX200, DX460, DXA40, DXA41, DXE72 / DX400; Würth Diva-1, BST-1, BST-2 or equivalent nailers. For shot-fired supports in seismic design category D, E, or F, maximum load is the lesser of 90 lb (400 N) or the published load. Exempt from seismic design when supporting conduits less than 2-1/2" (64 mm) trade size, regardless of Ip.



STRUCTURAL ATTACHMENTS

Rod/Wire

PUSH INSTALL ROD HANGER

- Suspends plain rod from vertical structures such as laminated wood or concrete beams, joists, ceilings and walls



Material: Spring Steel
Finish: nVent CADDY Armour



| Part # | Description | F ↓ | 📦 |
|--------|-------------|--------|--------|
| 6A | 3/8" Rod | 160 lb | 100 pc |

PUSH INSTALL ROD HANGER WITH SHOT-FIRE BRACKET

- Suspends plain rod from horizontal structures
- Complete with shot-fire bracket and pre-assembled drive pin from Powers Fasteners, Inc.
- Quickly and easily attaches to concrete, steel or composite metal decking
- Integrated pin installs easily using powder-actuated or single-shot gas-actuated tools
- ICC-ES ESR-2024 evaluation report available for drive pin from Powers Fasteners, Inc



Material: Steel, Spring Steel
Finish: Electrogalvanized, nVent CADDY Armour

| Part # | Description | F ↓ | 📦 |
|--------|-------------|--------|--------|
| 6ASF | 3/8" Rod | 100 lb | 100 pc |

Uses Powers Fasteners, Inc. part number 50032. Static load was established based on a 1" (25.4 mm) embedment depth and 3,000 psi (20.68 MPa) lightweight concrete. For variations in embedment and material please consult www.powers.com. Pre-assembled drive pin from Powers Fasteners, Inc. works with Powers® C4CZ, Simpson® GCN-MEPKT, SPIT® P1000, P200, P2201, P3500 / PA3500, P35s, P45, P60, P7201, Sniper; Ramset® 721, Cobra, D45 / D60 / D60L, M70, SA270, T3SS, TS750P, TS60P, Viper; Hilti® DX35, DX350 / DX351 / DX36M, DX100 / DX200, DX460, DXA40, DXA41, DXE72 / DX400; Würth Diva-1, BST-1, BST-2 or equivalent nailers. For shot-fired supports in seismic design category D, E, or F, maximum load is the lesser of 90 lb (400 N) or the published load.

STRUCTURAL ATTACHMENTS

Rod/Wire

PUSH INSTALL ROD HANGER WITH ANGLE BRACKET

- Suspends plain rod from horizontal structures such as laminated wood or concrete beams, joists, ceilings and walls



Material: Spring Steel, Steel
Finish: nVent CADDY Armour, Pregalvanized



| Part # | Description | F | |
|--------|----------------------|--------|--------|
| 6AB | 3/8" Rod, 0.25" Hole | 160 lb | 100 pc |

Loads indicated are for nVent CADDY Fasteners only. Method of attachment to structure must be evaluated separately.

PUSH INSTALL ROD HANGER WITH OFFSET BRACKET

- Suspends plain rod, threaded rod or wire drops from vertical structures such as laminated wood or concrete beams, joists, ceilings and walls



Material: Steel, Spring Steel
Finish: Pregalvanized, nVent CADDY Armour



| Part # | Description | F | |
|--------|-------------|--------|--------|
| 6A0 | 3/8" Rod | 160 lb | 100 pc |

Loads indicated are for nVent CADDY Fasteners only. Method of attachment to structure must be evaluated separately.

STRUCTURAL ATTACHMENTS

Rod/Wire

PUSH INSTALL ROD HANGER WITH PIN DRIVEN ANGLE BRACKET

- Longer leg angle bracket for tool clearance
- Designed to fit a variety of pin drivers
- Improved for easier installation with pin drivers



Material: Steel, Spring Steel
Finish: Pregalvanized, nVent CADDY Armour

| Part # | Description | F ↓ | ☐ |
|--------|-------------|--------|--------|
| 6AFAB3 | 3/8" Rod | 160 lb | 100 pc |

Load limits apply to nVent CADDY Fasteners only. Pin must be evaluated separately.

PUSH INSTALL ROD/WIRE HANGER

- Permits pre-assembly of wire or plain rod



Material: Spring Steel
Finish: nVent CADDY Armour



| Part # | Description | F ↓ | ☐ |
|--------|-------------------|--------|--------|
| 708 | 1/4" Rod, #8 Wire | 160 lb | 100 pc |

STRUCTURAL ATTACHMENTS

Rod/Wire

PUSH INSTALL ROD/WIRE HANGER WITH SHOT-FIRE BRACKET

- Permits pre-assembly of wire or plain rod
- Suspends wire or plain rod from horizontal structures
- Complete with shot-fire bracket and pre-assembled drive pin from Powers Fasteners, Inc.
- Quickly and easily attaches to concrete, steel or composite metal decking
- Integrated pin installs easily using powder-actuated or single-shot gas-actuated tools
- ICC-ES ESR-2024 evaluation report available for drive pin from Powers Fasteners, Inc



Material: Steel, Spring Steel
Finish: Electrogalvanized, nVent CADDY Armour

| Part # | Description | F ↓ | 📦 |
|--------|-------------------|--------|--------|
| 708SF | 1/4" rod, #8 wire | 100 lb | 100 pc |

Uses Powers Fasteners, Inc. part number 50032. Static load was established based on a 1" (25.4 mm) embedment depth and 3,000 psi (20.68 MPa) lightweight concrete. For variations in embedment and material please consult www.powers.com. Pre-assembled drive pin from Powers Fasteners, Inc. works with Powers® C4CZ, Simpson® GCN-MEPKT, SPIT® P1000, P200, P2201, P3500 / PA3500, P35s, P45, P60, P7201, Sniper; Ramset® 721, Cobra, D45 / D60 / D60L, M70, SA270, T3SS, TS750P, TS60P, Viper; Hilti® DX35, DX350 / DX351 / DX36M, DX100 / DX200, DX460, DXA40, DXA41, DXE72 / DX400; Würth Diva-1, BST-1, BST-2 or equivalent nailers. For shot-fired supports in seismic design category D, E, or F, maximum load is the lesser of 90 lb (400 N) or the published load.

PUSH INSTALL ROD/WIRE HANGER WITH ANGLE BRACKET

- Suspends wire or plain rod from horizontal structures such as laminated wood or concrete beams, joists, ceilings and walls



Material: Steel, Spring Steel
Finish: Pregalvanized, nVent CADDY Armour



| Part # | Description | F ↓ | 📦 |
|--------|-------------------|--------|--------|
| 708AB | 1/4" Rod, #8 Wire | 160 lb | 100 pc |

Loads indicated are for nVent CADDY Fasteners only. Method of attachment to structure must be evaluated separately.

STRUCTURAL ATTACHMENTS

Rod/Wire

PUSH INSTALL ROD/WIRE HANGER WITH OFFSET BRACKET

- Suspends plain rod, threaded rod or wire drops from vertical structures such as laminated wood or concrete beams, joists, ceilings and walls



Material: Steel, Spring Steel
Finish: Pregalvanized, nVent CADDY Armour



| Part # | Description | F | |
|--------|-------------------|--------|--------|
| 708AO | 1/4" Rod, #8 Wire | 160 lb | 100 pc |

Loads indicated are for nVent CADDY Fasteners only. Method of attachment to structure must be evaluated separately.

PUSH INSTALL ROD/WIRE HANGER WITH PIN DRIVEN ANGLE BRACKET

- Longer leg angle bracket for tool clearance
- Designed to fit a variety of pin drivers
- Improved for easier installation with pin drivers



Material: Steel, Spring Steel
Finish: Pregalvanized, nVent CADDY Armour

| Part # | Description | F | |
|----------|-------------------|--------|-------|
| 708AFAB3 | 1/4" Rod, #8 Wire | 160 lb | 50 pc |

Load limits apply to nVent CADDY Fasteners only. Pin must be evaluated separately.

THREAD INSTALL ROD HANGER

- Supports wire or rod from block or concrete walls



Material: Spring Steel
Finish: nVent CADDY Armour



| Part # | Description | F | |
|--------|---------------------------------------|--------|--------|
| 4TI | 0.25" Hole 1, Threaded, 0.25" Hole 2 | 160 lb | 100 pc |
| 6T | 0.375" Hole 1, Plain, 0.25" Hole 2 | 160 lb | 100 pc |
| 6TI | 0.375" Hole 1, Threaded, 0.25" Hole 2 | 160 lb | 100 pc |

STRUCTURAL ATTACHMENTS

Rod/Wire

THREAD INSTALL ROD HANGER WITH ANGLE BRACKET

- Suspends threaded rod from horizontal structures such as laminated wood or concrete beams, joists, ceilings and walls



Material: Spring Steel, Steel
Finish: nVent CADDY Armour, Pregalvanized



| Part # | Description | F | pc |
|--------|--|--------|--------|
| 4TIB | 0.25" Hole 1, Plain, 0.25" Hole 2, Threaded | 160 lb | 100 pc |
| 6TB | 0.25" Hole 1, Plain, 0.375" Hole 2, Plain | 160 lb | 100 pc |
| 6TIB | 0.25" Hole 1, Plain, 0.375" Hole 2, Threaded | 160 lb | 100 pc |

Loads indicated are for nVent CADDY Fasteners only. Method of attachment to structure must be evaluated separately.

THREAD INSTALL ROD HANGER WITH SHOT-FIRE BRACKET

- Suspends threaded rod without the need for additional hardware
- Complete with shot-fire bracket and pre-assembled drive pin from Powers Fasteners, Inc.
- Quickly and easily attaches to concrete, steel or composite metal decking
- Integrated pin installs easily using powder-actuated or single-shot gas-actuated tools
- ICC-ES ESR-2024 evaluation report available for drive pin from Powers Fasteners, Inc



Material: Steel, Spring Steel
Finish: ElectroGalvanized, nVent CADDY Armour

| Part # | Description | F | pc |
|--------|---|--------|--------|
| 4TIBSF | EG, CADDY ARMOUR, 1/4" Rod, 2.35" x 2.31" | 100 lb | 100 pc |
| 6TIBSF | EG, CADDY ARMOUR, 3/8" Rod, 2.35" x 2.31" | 100 lb | 100 pc |

Uses Powers Fasteners, Inc. part number 50032. Static load was established based on a 1" (25.4 mm) embedment depth and 3,000 psi (20.68 MPa) lightweight concrete. For variations in embedment and material please consult www.powers.com. For shot-fired supports in seismic design category D, E, or F, maximum load is the lesser of 90 lb (400 N) or the published load.

STRUCTURAL ATTACHMENTS

Rod/Wire

THREAD INSTALL ROD HANGER WITH OFFSET BRACKET

- Suspends plain rod, threaded rod or wire drops from vertical structures such as laminated wood or concrete beams, joists, ceilings and walls



Material: Steel
Finish: Pregalvanized



| Part # | Description | F ↓ | 📦 |
|--------|---------------------|--------|--------|
| 4TIO | 1/4" Hole, Threaded | 160 lb | 100 pc |
| 6TIO | 3/8" Hole, Threaded | 160 lb | 100 pc |
| 6TO | 3/8" Hole, Plain | 160 lb | 100 pc |

Loads indicated are for nVent CADDY Fasteners only. Method of attachment to structure must be evaluated separately.

THREAD INSTALL ROD HANGER WITH PIN DRIVEN ANGLE BRACKET

- Longer leg angle bracket for tool clearance
- Designed to fit a variety of pin drivers
- Improved for easier installation with pin drivers



Material: Steel
Finish: Pregalvanized

| Part # | Description | F ↓ | 📦 |
|----------|---------------------|--------|--------|
| 4TIAFAB3 | 1/4" Hole, Threaded | 160 lb | 50 pc |
| 6TAFAB3 | 3/8" Hole, Plain | 160 lb | 100 pc |
| 6TIAFAB3 | 3/8" Hole, Threaded | 160 lb | 50 pc |

Load limits apply to nVent CADDY Fasteners only. Pin must be evaluated separately.

STRUCTURAL ATTACHMENTS

Rod/Wire

ANGLE BRACKET WITH SHOT-FIRE PIN

- Provides an attachment point for nVent CADDY Speed Link assemblies, wire, S-hooks, or chain
- Complete with shot-fire bracket and pre-assembled drive pin from Powers Fasteners, Inc.
- Quickly and easily attaches to concrete, steel or composite metal decking
- Integrated pin installs easily using powder-actuated or single-shot gas-actuated tools
- ICC-ES ESR-2024 evaluation report available for drive pin from Powers Fasteners, Inc



Material: Steel
Finish: Electrogalvanized

| Part # | Description | F | |
|--------|--------------------------------------|--------|--------|
| ABSF | Angle Bracket with Shot-Fire Bracket | 100 lb | 100 pc |

Uses Powers Fasteners, Inc. part number 50032. Static load was established based on a 1" (25.4 mm) embedment depth and 3,000 psi (20.68 MPa) lightweight concrete. For variations in embedment and material please consult www.powers.com. Pre-assembled drive pin from Powers Fasteners, Inc. works with Powers® C4CZ, Simpson® GCN-MEPKT, SPIT® P1000, P200, P2201, P3500 / PA3500, P35s, P45, P60, P7201, Sniper; Ramset® 721, Cobra, D45 / D60 / D60L, M70, SA270, T3SS, TS750P, TS60P, Viper; Hilti® DX35, DX350 / DX351 / DX36M, DX100 / DX200, DX460, DXA40, DXA41, DXE72 / DX400; Würth Diva-1, BST-1, BST-2 or equivalent nailers. For shot-fired supports in seismic design category D, E, or F, maximum load is the lesser of 90 lb (400 N) or the published load.

ANGLE BRACKET WITH SHOT FIRE PIN FOR DROP RODS

- Provides post-nut to accept 1/4" threaded rod
- Quickly and easily attaches to concrete, steel or composite metal decking
- Integrated pin installs easily using powder-actuated or single-shot gas-actuated tools
- Stocked inventory - available when you need it



Material: Steel
Finish: Pregalvanized

| Part # | Description | F | |
|--------|---|-------|--------|
| ABTSF | 1/4" Threaded Rod, 1.4" Between Pin & Bracket | 95 lb | 100 pc |

Uses Powers Fasteners, Inc. part number 50032. Static load was established based on a 1" (25.4 mm) embedment depth and 3,000 psi (20.68 MPa) lightweight concrete. For variations in embedment and material please consult www.powers.com. Pre-assembled drive pin from Powers Fasteners, Inc. works with Powers® C4CZ, Simpson® GCN-MEPKT, SPIT® P1000, P200, P2201, P3500 / PA3500, P35s, P45, P60, P7201, Sniper; Ramset® 721, Cobra, D45 / D60 / D60L, M70, SA270, T3SS, TS750P, TS60P, Viper; Hilti® DX35, DX350 / DX351 / DX36M, DX100 / DX200, DX460, DXA40, DXA41, DXE72 / DX400; Würth Diva-1, BST-1, BST-2 or equivalent nailers. For shot-fired supports in seismic design category D, E, or F, maximum load is the lesser of 90 lb (400 N) or the published load.

STRUCTURAL ATTACHMENTS

Rod/Wire

ANGLE BRACKET

- Provides an attachment for nVent CADDY Speed Link assemblies, wire, threaded rod, S-hooks, or chain from concrete or wood



Material: Steel
Finish: Pregalvanized



| Part # | Description | F ↓ | ☐ |
|--------|---------------------------------|--------|--------|
| AB | PG, 0.25" Hole 1, 0.25" Hole 2 | 160 lb | 100 pc |
| AB375 | PG, 0.25" Hole 1, 0.375" Hole 2 | 160 lb | 100 pc |

PIN DRIVEN ANGLE BRACKET

- Longer leg angle bracket for tool clearance
- Designed to fit a variety of pin drivers
- Improved for easier installation with pin drivers
- Preassembly options available for rod, wire, strap and cable applications



Material: Steel
Finish: Pregalvanized



| Part # | Description | F ↓ | ☐ |
|--------|--------------|--------|-------|
| AFAB3 | 3/16" Hole 1 | 160 lb | 50 pc |
| AFAB4 | 1/4" Hole 1 | 350 lb | 50 pc |
| AFAB6 | 3/8" Hole 1 | 350 lb | 50 pc |

Load limits apply to nVent CADDY Fasteners only. Pin must be evaluated separately.

STRUCTURAL ATTACHMENTS

Rod/Wire

OFFSET BRACKET

- Permits wire or chain drops from concrete or wood



Material: Steel
Finish: Pregalvanized



| Part # | Description |  |
|--------|-------------|---|
| A0 | 1/4" Hole | 100 pc |



MULTI-FUNCTION CLIP

- Provides attachment of conduit and boxes
- Supports #10-24 and 1/4-20 threaded bridle rings



Material: Spring Steel
Finish: nVent CADDY Armour



| Part # | Description |  |  | Certification |
|--------|---|--|---|---------------|
| 4Z34 | 1/4" Rod, #12-#8 Wire, 1/8"-3/8" Flange, 1/4" Hole | 25 lb | 20 lb | cULus |
| 4Z34BP | 1/4" Rod, #12-#8 Wire, 1/8"-3/8" Flange, 1/4" Hole | 25 lb | 20 lb | - |
| 4Z4S | 1/4" Rod, #12-#8 Wire, 1/8"-3/8" Flange, 1/4" Screw | 25 lb | 20 lb | cULus |
| 6Z34 | 5/16", 3/8" Rod, 3/8"-7/16" Flange, 1/4" Hole | 25 lb | 20 lb | cULus |
| 6Z4S | 5/16", 3/8" Rod, 3/8"-7/16" Flange, 1/4" Screw | 25 lb | 20 lb | cULus |
| 8Z34 | 1/2", 5/8" Rod, 1/4" Hole | | 50 lb | cULus |
| 8Z4S | 1/2", 5/8" Rod, 1/4" Screw | | 50 lb | cULus |

1/2" and 5/8" rod sizes are to be installed on threaded rod only. NEC® 300.11 requires dedicated drop wire/rod and EC311.




Instant access to 1/2" and 5/8" threaded rods with 50 lb load rating



STRUCTURAL ATTACHMENTS

Fasteners/Hardware

THREADED ROD





Material: Steel
 Tensile Strength: 58,000 psi
 Yield Strength: 36,000 psi

| Part # | Description | F ↓ | 📦 |
|---------------------------|-------------------|----------|-----|
| Finish: Electrogalvanized | | | |
| 0502506EG | EG, 1/4" Rod, 6' | 240 lb | 6' |
| 0502510EG | EG, 1/4" Rod, 10' | 240 lb | 10' |
| 0502512EG | EG, 1/4" Rod, 12' | 240 lb | 12' |
| 0503706EG | EG, 3/8" Rod, 6' | 600 lb | 6' |
| 0503710EG | EG, 3/8" Rod, 10' | 610 lb | 10' |
| 0503712EG | EG, 3/8" Rod, 12' | 600 lb | 12' |
| 0505006EG | EG, 1/2" Rod, 6' | 1,130 lb | 6' |
| 0505010EG | EG, 1/2" Rod, 10' | 1,130 lb | 10' |
| 0505012EG | EG, 1/2" Rod, 12' | 1,130 lb | 12' |
| 0506206EG | EG, 5/8" Rod, 6' | 1,810 lb | 6' |
| 0506210EG | EG, 5/8" Rod, 10' | 1,810 lb | 10' |
| 0506212EG | EG, 5/8" Rod, 12' | 1,810 lb | 12' |
| 0507506EG | EG, 3/4" Rod, 6' | 2,710 lb | 6' |
| 0507510EG | EG, 3/4" Rod, 10' | 2,710 lb | 10' |
| 0507512EG | EG, 3/4" Rod, 12' | 2,710 lb | 12' |
| 0508706EG | EG, 7/8" Rod, 6' | 3,770 lb | 6' |
| 0508710EG | EG, 7/8" Rod, 10' | 3,770 lb | 10' |
| 0508712EG | EG, 7/8" Rod, 12' | 3,770 lb | 4' |
| 0501010EG | EG, 1" Rod, 10' | 4,770 lb | 10' |

STRUCTURAL ATTACHMENTS


Fasteners/Hardware

| Part # | Description |  |  |
|---------------|---------------|---|---|
| Finish: Plain | | | |
| 0502506PL | 1/4" Rod, 6' | 240 lb | 6' |
| 0502510PL | 1/4" Rod, 10' | 240 lb | 10' |
| 0502512PL | 1/4" Rod, 12' | 240 lb | 12' |
| 0503706PL | 3/8" Rod, 6' | 600 lb | 6' |
| 0503710PL | 3/8" Rod, 10' | 610 lb | 10' |
| 0503712PL | 3/8" Rod, 12' | 600 lb | 12' |
| 0505006PL | 1/2" Rod, 6' | 1,130 lb | 6' |
| 0505010PL | 1/2" Rod, 10' | 1,130 lb | 10' |
| 0505012PL | 1/2" Rod, 12' | 1,130 lb | 12' |
| 0506206PL | 5/8" Rod, 6' | 1,810 lb | 6' |
| 0506210PL | 5/8" Rod, 10' | 1,810 lb | 10' |
| 0506212PL | 5/8" Rod, 12' | 1,810 lb | 12' |
| 0507506PL | 3/4" Rod, 6' | 2,710 lb | 6' |
| 0507510PL | 3/4" Rod, 10' | 2,710 lb | 10' |
| 0507512PL | 3/4" Rod, 12' | 2,710 lb | 12' |
| 0508706PL | 7/8" Rod, 6' | 3,770 lb | 6' |
| 0508710PL | 7/8" Rod, 10' | 3,770 lb | 10' |
| 0508712PL | 7/8" Rod, 12' | 3,770 lb | 12' |
| 0501010PL | 1" Rod, 10' | 4,770 lb | 10' |



Load based on Max. 650 degrees F.

THREADED STUD

- Pre-cut lengths of threaded rod




Material: Steel
 Finish: Plain
 Tensile Strength: 58,000 psi
 Yield Strength: 36,000 psi

| Part # | Description |  |  |
|-----------|--------------|---|---|
| 0513702PL | 3/8" Rod, 2" | 600 lb | 100 pc |
| 0513703PL | 3/8" Rod, 3" | 600 lb | 100 pc |
| 0513704PL | 3/8" Rod, 4" | 600 lb | 100 pc |
| 0513705PL | 3/8" Rod, 5" | 600 lb | 100 pc |
| 0513706PL | 3/8" Rod, 6" | 600 lb | 100 pc |

STRUCTURAL ATTACHMENTS

Fasteners/Hardware

EM-HEX ROD COUPLER



Material: Steel
Finish: Electrogalvanized

| Part # | Description | F ↓ | ☐ |
|-----------|-------------|----------|--------|
| 0250025EG | 1/4" Rod | 240 lb | 100 pc |
| 0250037EG | 3/8" Rod | 600 lb | 100 pc |
| 0250050EG | 1/2" Rod | 1,130 lb | 100 pc |
| 0250062EG | 5/8" Rod | 1,810 lb | 100 pc |
| 0250075EG | 3/4" Rod | 2,710 lb | 100 pc |
| 0250087EG | 7/8" Rod | 3,770 lb | 50 pc |

25R HEX ROD REDUCER

- Threaded rod reducing coupling



Material: Steel
Finish: Electrogalvanized

| Part # | Description | F ↓ | ☐ |
|------------|------------------------|----------|--------|
| 025R3725EG | 3/8" Rod 1, 1/4" Rod 2 | 240 lb | 100 pc |
| 025R5037EG | 1/2" Rod 1, 3/8" Rod 2 | 600 lb | 100 pc |
| 025R6250EG | 5/8" Rod 1, 1/2" Rod 2 | 1,130 lb | 100 pc |

Never use smaller rod sizes than the minimum rod sizes defined by applicable code.

STRUCTURAL ATTACHMENTS

Fasteners/Hardware

26 BEAM CLAMP EXTENSION PIECE

- Accessory that may attach to the side of a structural member or to a beam clamp
- Extension may be used in conjunction with Model #360



Material: Steel
Finish: Plain

| Part # | Description | F ↓ | ☐ |
|-----------|-------------|----------|--------|
| 0260037PL | 3/8" Rod | 600 lb | 100 pc |
| 0260050PL | 1/2" Rod | 1,130 lb | 100 pc |
| 0260062PL | 5/8" Rod | 1,550 lb | 50 pc |
| 0260075PL | 3/4" Rod | 2,100 lb | 50 pc |
| 0260087PL | 7/8" Rod | 2,350 lb | 50 pc |

35 HEAVY DUTY EYE NUT

- Accessory for high temperature piping used in conjunction with 320L and 320W Weld Beam Attachments and the 360 Malleable Iron Adjustable Center Load Beam Clamps
- Conforms with Federal Specification WW-H-171 (Type 17), Manufacturers Standardization Society MSS-SP-58 (Type 17)



Material: Steel
Finish: Plain

| Part # | Description | F ↓ | ☐ |
|-----------|-------------|----------|-------|
| 0350037PL | 3/8" Rod | 1,250 lb | 50 pc |
| 0350050PL | 1/2" Rod | 2,250 lb | 50 pc |
| 0350062PL | 5/8" Rod | 3,600 lb | 50 pc |
| 0350075PL | 3/4" Rod | 5,200 lb | 50 pc |
| 0350087PL | 7/8" Rod | 7,200 lb | 20 pc |

Install in accordance with applicable code.

STRUCTURAL ATTACHMENTS



Fasteners/Hardware

47 EYE NUT

- Attachment for various types of pipe supports and structural attachments
- Conforms with Federal Specification WW-H-171 (Type 16), Manufacturers Standardization Society MSS-SP-58 (Type 16)



Material: Steel
Finish: Plain

| Part # | Description |  |  |
|-----------|-------------|--|---|
| 0470025PL | 1/4" Rod | 230 lb | 100 pc |
| 0470037PL | 3/8" Rod | 600 lb | 100 pc |
| 0470050PL | 1/2" Rod | 1,130 lb | 100 pc |
| 0470062PL | 5/8" Rod | 1,400 lb | 50 pc |
| 0470075PL | 3/4" Rod | 1,900 lb | 50 pc |
| 0470087PL | 7/8" Rod | 2,200 lb | 1 pc |

Install in accordance with applicable code.

SWFF SWIVEL FEMALE-FEMALE

- Attachment with the capability to swivel



Material: Steel
Finish: Electrogalvanized

| Part # | Description |  |  |
|------------|-------------|--|---|
| SWFF0037EG | 3/8" Rod | 1,000 lb | 50 pc |
| SWFF0050EG | 1/2" Rod | 1,800 lb | 50 pc |

STRUCTURAL ATTACHMENTS



Fasteners/Hardware

SWMF SWIVEL MALE-FEMALE

- Attachment with the capability to swivel



Material: Steel
Finish: Electrogalvanized


| Part # | Description |  |  |
|------------|-------------|---|---|
| SWMF0037EG | 3/8" Rod | 1,000 lb | 50 pc |
| SWMF0050EG | 1/2" Rod | 1,800 lb | 50 pc |

FIXTURE SUPPORT FROM PLAIN ROD/WIRE

- No tools required for installation
- Eliminates the use of nut and allows the use of plain rod



Material: Spring Steel
Finish: nVent CADDY Armour

| Part # | Description |  |
|--------|-------------|---|
| 2EBN | #8 Wire | 100 pc |
| 4EBN | 1/4" Rod | 100 pc |
| 6EBN | 3/8" Rod | 100 pc |

STRUCTURAL ATTACHMENTS

Fasteners/Hardware

THREADED ROD HANGER FROM BAR JOIST

- Fits open web joists with round bottom chords
- Permits accurate centering



Material: Spring Steel
Finish: nVent CADDY Armour



| Part # | Description | F | |
|--------|--------------------|--------|--------|
| 4TW | 1/4" Rod, Threaded | 100 lb | 100 pc |
| 6W | 3/8" Rod, Plain | 200 lb | 100 pc |

41 COACH SCREW

- Light duty hanger rod for wood structures



Material: Steel
Finish: Plain

| Part # | Description | F | |
|-----------|---------------|--------|--------|
| 0413704PL | 3/8" Rod, 4" | 390 lb | 100 pc |
| 0413706PL | 3/8" Rod, 6" | 390 lb | 100 pc |
| 0413708PL | 3/8" Rod, 8" | 390 lb | 100 pc |
| 0413710PL | 3/8" Rod, 10" | 390 lb | 100 pc |
| 0415004PL | 1/2" Rod, 4" | 640 lb | 100 pc |
| 0415006PL | 1/2" Rod, 6" | 640 lb | 100 pc |
| 0415008PL | 1/2" Rod, 8" | 640 lb | 100 pc |
| 0415010PL | 1/2" Rod, 10" | 640 lb | 100 pc |

STRUCTURAL ATTACHMENTS


Fasteners/Hardware

42 HEX HEAD LAG SCREW

- For use with wood structures



Material: Steel
Finish: Electrogalvanized

| Part # | Description |  |
|-----------|--------------------------|---|
| 0422515EG | 1/4" Screw, 1 1/2" Screw | 100 pc |
| 0422520EG | 1/4" Screw, 2" Screw | 100 pc |
| 0423710EG | 3/8" Screw, 1" Screw | 100 pc |
| 0423715EG | 3/8" Screw, 1 1/2" Screw | 100 pc |
| 0423720EG | 3/8" Screw, 2" Screw | 100 pc |
| 0423725EG | 3/8" Screw, 2 1/2" Screw | 100 pc |
| 0423730EG | 3/8" Screw, 3" Screw | 50 pc |
| 0423740EG | 3/8" Screw, 4" Screw | 50 pc |
| 0425015EG | 1/2" Screw, 1 1/2" Screw | 50 pc |
| 0425020EG | 1/2" Screw, 2" Screw | 50 pc |
| 0425025EG | 1/2" Screw, 2 1/2" Screw | 50 pc |
| 0425030EG | 1/2" Screw, 3" Screw | 50 pc |
| 0425040EG | 1/2" Screw, 4" Screw | 50 pc |

43 WOOD DRIVE SCREW

- Light duty fastener for mounting various structural attachments onto wood



Material: Steel
Finish: Electrogalvanized

| Part # | Description |  |
|-----------|---------------------|---|
| 0431602EG | #16 Screw, 2" Screw | 100 pc |

Install only in shear, never use under pull-out configuration.

STRUCTURAL ATTACHMENTS

Fasteners/Hardware

A33 SCREW

- Long indented hex washer head, self tapping screw with pierce point



Material: Steel
Finish: Electrogalvanized

| Part # | Description |
|------------|---------------------|
| A3308AP100 | #10 Screw, 1" Screw |

COMBI DOME SCREW

- Cross recess combi screw for use with both Slot and Phillips driver



Material: Steel
Finish: Black Oxide

| Part # | Description |
|------------|------------------------|
| S3575BP100 | 1/4" Screw, 3/8" Screw |
| S3575BP50 | 1/4" Screw, 3/8" Screw |
| S3575DP100 | 1/4" Screw, 3/4" Screw |

FLAT HEAD CARRIAGE BOLT



Material: Steel
Finish: Electrogalvanized

| Part # | Description |  |
|------------|-------------------------|---|
| S31199P100 | 1/4" Screw, 9/16" Screw | 100 pc |

STRUCTURAL ATTACHMENTS


Fasteners/Hardware

HEX HEAD BOLT


- Fully threaded hexagon head bolt




Material: Steel
Finish: Electrogalvanized

| Part # | Description |  |
|------------|-----------------------------|---|
| HSCR3707EG | EG, 3/8" Screw, 0.75" Screw | 100 pc |
| HSCR3710EG | EG, 3/8" Screw, 1" Screw | 100 pc |
| HSCR3712EG | EG, 3/8" Screw, 1.25" Screw | 100 pc |
| HSCR3715EG | EG, 3/8" Screw, 1.5" Screw | 100 pc |
| HSCR3720EG | EG, 3/8" Screw, 2" Screw | 100 pc |
| HSCR5010EG | EG, 1/2" Screw, 1" Screw | 100 pc |
| HSCR5012EG | EG, 1/2" Screw, 1.25" Screw | 100 pc |
| HSCR5015EG | EG, 1/2" Screw, 1.5" Screw | 100 pc |
| HSCR5020EG | EG, 1/2" Screw, 2" Screw | 100 pc |

HEX NUT



Material: Steel

| Part # | Description |  |
|---------------------------|--------------|---|
| Finish: Electrogalvanized | | |
| 0100025EG | EG, 1/4" Rod | 100 pc |
| 0100037EG | EG, 3/8" Rod | 1,000 pc |
| 0100050EG | EG, 1/2" Rod | 1,000 pc |
| 0100062EG | EG, 5/8" Rod | 50 pc |
| 0100075EG | EG, 3/4" Rod | 50 pc |
| 0100087EG | EG, 7/8" Rod | 25 pc |
| Finish: Plain | | |
| 0100025PL | 1/4" Rod | 100 pc |
| 0100037PL | 3/8" Rod | 100 pc |
| 0100050PL | 1/2" Rod | 100 pc |
| 0100062PL | 5/8" Rod | 50 pc |
| 0100075PL | 3/4" Rod | 50 pc |
| 0100087PL | 7/8" Rod | 25 pc |


STRUCTURAL ATTACHMENTS

Fasteners/Hardware

HEAVY DUTY HEX NUT




Material: Steel

| Part # | Description |  |
|---------------------------|--------------|---|
| Finish: Electrogalvanized | | |
| 010H0037EG | EG, 3/8" Rod | 100 pc |
| 010H0050EG | EG, 1/2" Rod | 100 pc |
| 010H0062EG | EG, 5/8" Rod | 50 pc |
| 010H0075EG | EG, 3/4" Rod | 50 pc |
| 010H0087EG | EG, 7/8" Rod | 200 pc |
| Finish: Plain | | |
| 010H0037PL | 3/8" Rod | 100 pc |
| 010H0050PL | 1/2" Rod | 100 pc |
| 010H0075PL | 3/4" Rod | 50 pc |

FLAT WASHER



Material: Steel

| Part # | Description |  |
|---------------------------|-----------------|---|
| Finish: Electrogalvanized | | |
| 0110025EG | EG, 0.313" Hole | 100 pc |
| 0110037EG | EG, 0.438" Hole | 1,000 pc |
| 0110050EG | EG, 0.563" Hole | 1,000 pc |
| 0110062EG | EG, 0.688" Hole | 500 pc |
| 0110075EG | EG, 0.813" Hole | 50 pc |
| 0110087EG | EG, 0.938" Hole | 25 pc |
| Finish: Plain | | |
| 0110025PL | 0.313" Hole | 100 pc |
| 0110037PL | 0.438" Hole | 100 pc |
| 0110050PL | 0.563" Hole | 100 pc |
| 0110062PL | 0.688" Hole | 50 pc |
| 0110075PL | 0.813" Hole | 50 pc |

STRUCTURAL ATTACHMENTS

Fasteners/Hardware

LARGE WASHER



Material: Steel
Finish: Electrogalvanized



| Part # | Description |  |
|-----------|-------------------------|---|
| 0120025EG | 0.313" Hole, 1.063" dia | 100 pc |
| 0120037EG | 0.438" Hole, 1.5" dia | 100 pc |
| 0120050EG | 0.563" Hole, 2" dia | 100 pc |

40 EYE ROD

- Ideal for applications where longer threaded rod is not needed
- Structural attachment with 42 Hex Head Wood Screw or as a hanger rod from other structural attachments



Material: Steel
Finish: Plain


| Part # | Description |  |  |
|-----------|--------------|---|---|
| 0403706PL | 3/8" Rod, 6" | 240 lb | 100 pc |
| 0403708PL | 3/8" Rod, 8" | 240 lb | 100 pc |

80 TIE BOLT

- Recommended for securing the connection of steel pipe to ductile pipe
- Threaded rod passes through eye and is retained with a Heavy Duty Hex Nut
- May be used for either vertical or horizontal installations



Material: Steel
Finish: Plain

| Part # | Description |  |
|-------------|--------------------------------------|---|
| 080750450PL | 13/16" dia, 3/4" Screw, 4 1/2" Screw | 25 pc |

Conforms to NFPA® pamphlet #2, 4"-12" pipe size.

STRUCTURAL ATTACHMENTS

Fasteners/Hardware

740 PIPE SLEEVE POSITIONER

- Used to position pipe sleeves and prevent movement during concrete pours
- Requires only a hammer to install
- Can be used for Schedule 40 pipe with sleeve diameter of 2" through 6"
- Can be used for wall thicknesses of 5/16" and under with all sleeve diameters



Material: Spring Steel
Finish: nVent CADDY Armour

| Part # | Description |  |
|--------|----------------------------|---|
| 740 | 740 Pipe Sleeve Positioner | 100 pc |

No load rating, for positioning only. For pipe sizes 6" to 14" use 4H Hammer-On Flange Clip, Side Mount

WEDGE EXPANSION ANCHOR BOLT

- ICC® approved for use in cracked and uncracked concrete
- Includes nut and washer
- Meets NFPA® 13 as pre-qualified for seismic applications



Material: Steel
Finish: Electrogalvanized

| Part # | Description |  |
|----------------|--------------------|---|
| CSBCAB030037EG | 3/8" Screw, 3" | 50 pc |
| CSBCAB037550EG | 1/2" Screw, 3 3/4" | 50 pc |
| CSBCAB045050EG | 1/2" Screw, 4 1/2" | 50 pc |
| CSBCAB055050EG | 1/2" Screw, 5 1/2" | 25 pc |
| CSBCAB047562EG | 5/8" Screw, 4 3/4" | 25 pc |
| CSBCAB060062EG | 5/8" Screw, 6" | 25 pc |
| CSBCAB055075EG | 3/4" Screw, 5 1/2" | 20 pc |
| CSBCAB062575EG | 3/4" Screw, 6 1/4" | 20 pc |
| CSBCAB070075EG | 3/4" Screw, 7" | 20 pc |
| CSBCAB085075EG | 3/4" Screw, 8 1/2" | 10 pc |

STRUCTURAL ATTACHMENTS


Anchors

CONCRETE ANCHOR SCREW

- For use with screw drill bits
- ICC® approved for use in cracked and uncracked concrete
- Meets NFPA® 13 as pre-qualified for seismic applications



Material: Steel
Finish: Electrogalvanized

| Part # | Description |  |
|----------------|---|---|
| CSBCAS025037EG | 3/8" Screw, 2 1/2" Screw, 3/8" Drill Bit Diameter | 50 pc |
| CSBCAS030050EG | 1/2" Screw, 3" Screw, 1/2" Drill Bit Diameter | 50 pc |
| CSBCAS040050EG | 1/2" Screw, 4" Screw, 1/2" Drill Bit Diameter | 50 pc |
| CSBCAS050050EG | 1/2" Screw, 5" Screw, 1/2" Drill Bit Diameter | 25 pc |
| CSBCAS040062EG | 5/8" Screw, 4" Screw, 5/8" Drill Bit Diameter | 25 pc |
| CSBCAS050062EG | 5/8" Screw, 5" Screw, 5/8" Drill Bit Diameter | 25 pc |
| CSBCAS050075EG | 3/4" Screw, 5" Screw, 3/4" Drill Bit Diameter | 20 pc |

DROP-IN ANCHOR

- Internal thread provides easy removal and serviceability
- Installs flush or below the base surface



Material: Steel
Finish: Electrogalvanized

| Part # | Description |
|----------|-----------------------|
| CA0025EG | EG, 1/4" Hole, 1" |
| CA0037EG | EG, 3/8" Hole, 1.563" |
| CA0050EG | EG, 1/2" Hole, 2" |

STRUCTURAL ATTACHMENTS


Anchors

FLANGED DROP-IN ANCHOR

- Internal thread provides easy removal and serviceability
- Installs flush for standard embedment



Material: Steel
Finish: Electrogalvanized

| Part # | Description |  |
|----------|-------------|---|
| LA0025EG | 1/4" Hole | 100 pc |
| LA0037EG | 3/8" Hole | 50 pc |
| LA0050EG | 1/2" Hole | 50 pc |

SPIKE ANCHOR

- Use in concrete with threaded rod
- Vibration resistant
- Pre-expanded anchor design allows for easy installation
- Mushroom and flat head spike anchors are tamper-proof
- Removable forming spike can be used for temporary installations
- Pipe spike is an easy to install alternative to direct fastening



Material: Steel
Finish: Electrogalvanized



| Part # | Description |  |
|----------|-----------------------------------|---|
| RAWL3758 | 3/8" Rod, 1/4" Drill Bit Diameter | 50 pc |

STRUCTURAL ATTACHMENTS


Anchors

SCREW DRILL BIT

- For use with concrete anchor screws



Material: Steel

| Part # | Description |  |
|----------------|-------------------------|---|
| CSBCASDB060037 | 3/8" Drill Bit Diameter | 1 pc |
| CSBCASDB060050 | 1/2" Drill Bit Diameter | 1 pc |
| CSBCASDB080062 | 5/8" Drill Bit Diameter | 1 pc |
| CSBCASDB080075 | 3/4" Drill Bit Diameter | 1 pc |
| CSBCASDB100050 | 1/2" Drill Bit Diameter | 1 pc |
| CSBCASDB120062 | 5/8" Drill Bit Diameter | 1 pc |


HANGERMATE® VERTICAL MOUNT SCREW FOR STEEL

- Convenient design allows fast and easy installation
- Eliminates the need for labor-intensive operations, such as pre-punching or drilling of steel components
- Only one driver needed for all anchor sizes
- Tapped head permits in-line mounting of threaded rod systems



Material: Steel

Finish: Electrogalvanized

| Part # | Description |  |
|---------|------------------------------|---|
| HMZG160 | 1/4" Rod, 0.06"-0.25" Flange | 50 pc |
| HMZG470 | 3/8" Rod, 0.06"-0.25" Flange | 50 pc |

STRUCTURAL ATTACHMENTS

Anchors

HANGERMATE® VERTICAL MOUNT SCREW FOR STEEL WITH LOCK NUT

- Convenient design allows fast and easy installation
- Eliminates the need for labor-intensive operations, such as pre-punching or drilling of steel components
- Only one driver needed for all anchor sizes
- Tapped head permits in-line mounting of threaded rod systems



Material: Steel
Finish: Electrogalvanized

| Part # | Description |  |
|---------|------------------------------|---|
| HMZG471 | 3/8" Rod, 0.06"–0.25" Flange | 50 pc |

HANGERMATE® HORIZONTAL MOUNT SCREW FOR STEEL

- Convenient design allows fast and easy installation
- Eliminates the need for labor-intensive operations, such as pre-punching or drilling of steel components
- Only one driver needed for all anchor sizes
- Cross-drilled and tapped head permits horizontal mounting of threaded rod systems



Material: Steel
Finish: Electrogalvanized

| Part # | Description |  |
|---------|-------------------------------|---|
| HMZH455 | 3/8" Rod, 0.06"–0.125" Flange | 50 pc |
| HMZH475 | 3/8" Rod, 0.06"–0.25" Flange | 50 pc |

STRUCTURAL ATTACHMENTS

Anchors

HANGERMATE® HORIZONTAL MOUNT SCREW FOR STEEL WITH LOCK NUT

- Convenient design allows fast and easy installation
- Eliminates the need for labor-intensive operations, such as pre-punching or drilling of steel components
- Only one driver needed for all anchor sizes
- Cross-drilled and tapped head permits horizontal mounting of threaded rod systems



Material: Steel
Finish: Electrogalvanized


| Part # | Description |  |
|---------|------------------------------|---|
| HMZH476 | 3/8" Rod, 0.06"-0.25" Flange | 50 pc |

HANGERMATE® VERTICAL MOUNT SCREW FOR WOOD

- Convenient design allows fast and easy installation
- Only one driver needed for all anchor sizes
- Tapped head permits in-line mounting of threaded rod systems



Material: Steel
Finish: Electrogalvanized

| Part # | Description |  |
|---------|-------------------------------------|---|
| HMZG315 | 1/4" Rod, 5/16" Screw, 2 1/4" Screw | 50 pc |
| HMZG650 | 3/8" Rod, 5/16" Screw, 2 1/4" Screw | 50 pc |

STRUCTURAL ATTACHMENTS

Anchors

HANGERMATE® HORIZONTAL MOUNT SCREW FOR WOOD

- Convenient design allows fast and easy installation
- Only one driver needed for all anchor sizes
- Cross-drilled and tapped head permits horizontal mounting of threaded rod systems



Material: Steel
Finish: Electrogalvanized



| Part # | Description |  |
|---------|-------------------------------------|---|
| HMZH665 | 3/8" Rod, 5/16" Screw, 2 1/4" Screw | 50 pc |

HANGERMATE® VERTICAL MOUNT SCREW FOR CONCRETE

- End-drilled and tapped for attaching threaded components to concrete
- Solid, one piece cold formed part; head cannot spin off or unscrew from body
- Tapered threads allow for easy starting in pre-drilled hole




Material: Steel
Finish: Electrogalvanized

| Part # | Description |   |
|---------|-------------------------------------|---|
| HMZG365 | 1/4" Rod, 5/16" Screw, 2 1/4" Screw | 2,188 lb 50 pc |
| HMZG730 | 3/8" Rod, 5/16" Screw, 2 1/4" Screw | 2,188 lb 50 pc |

Tested in 3650 psi concrete. Appropriate safety factors should be applied for design purposes.

HANGERMATE® HEX DRIVE SOCKET

- Installs anchors quickly and easily
- Automatically disengages when anchor is seated



Material: Steel
Finish: Electrogalvanized


| Part # | Description |  |
|---------|-----------------------------|---|
| HMZE215 | HangerMate Hex Drive Socket | 1 pc |

STRUCTURAL ATTACHMENTS


Anchors

HANGERMATE® DRIVE SLEEVE

- Installs anchors quickly and easily
- Automatically disengages when anchor is seated
- Easily slips over drill bit adaptor and drill bits
- Allows installation of anchors without removing the drill bit



Material: Steel
Finish: Electrogalvanized

| Part # | Description |  |
|---------|-------------------------|---|
| HMZE220 | HangerMate Drive Sleeve | 1 pc |

HANGERMATE® DRILL BIT ADAPTOR

- Hex collar allows drive sleeve to be used with tanged drill bit



Material: Steel
Finish: Electrogalvanized


| Part # | Description |  |
|---------|------------------------------|---|
| HMZE240 | HangerMate Drill Bit Adaptor | 1 pc |

HANGERMATE® TANGED DRILL BIT FOR HAMMER DRILLS

- Engineered for accurate drilling in concrete applications
- For use with HangerMate® drill bit adaptor



Material: Steel

| Part # | Description |  |
|---------|-------------------------|---|
| HMZE340 | 1/4" Drill Bit Diameter | 1 pc |

STRUCTURAL ATTACHMENTS


Anchors

HANGERMATE® SDS DRILL BIT FOR HAMMER DRILLS

- Engineered for accurate drilling in concrete applications
- Hex collar allows attachment of drive sleeve



Material: Steel
Finish: Plain


| Part # | Description |  |
|---------|-------------------------|---|
| HMZE350 | 1/4" Drill Bit Diameter | 1 pc |
| HMZE380 | 3/8" Drill Bit Diameter | 1 pc |

145 SPRING TOGGLE


- Used with threaded rod in hollow wall applications



Material: Steel
Finish: Electrogalvanized

| Part # | Description |  |
|-----------|-------------|---|
| 1450037EG | 3/8" Rod | 100 pc |
| 1450050EG | 1/2" Rod | 50 pc |

nVent CADDY All-In-One



ALL-IN-ONE ELECTRICAL ASSEMBLIES

Stud-Mounted Assemblies


ALL-IN-ONE STUD-MOUNTED WITH REMOVABLE MUD RING

- Removable mud ring provides front access to the interior of the box
- Box remains fixed in place when mud ring is removed
- Includes multiple knockouts on each side of the box
- Assemblies keyed for precise alignment when installed on both sides of a stud
- Made in the USA



Material: Steel
Finish: Pregalvanized



| Part # | Description |  |
|--|---|---|
| Knockout Sizes: (5) 1/2", 3/4", (1) 1/2", (3) 1" | | |
| A1SD1N | 1 Gang, No Ground, 5/8" Drywall, 3 5/8" Deep | 20 pc |
| A1SD1NS | 1 Gang, No Ground, 5/8" Drywall, 2 1/2" Deep | 20 pc |
| Knockout Sizes: (8) 1/2", 3/4" | | |
| A1SF1G | 1 Gang, w/Ground, 5/8" Drywall, 3 5/8" Deep | 20 pc |
| A1SF1GBUSP250 | 1 Gang, w/Ground, 5/8" Drywall, 3 5/8" Deep | 250 pc |
| A1SF1GS | 1 Gang, w/Ground, 5/8" Drywall, 2 1/2" Deep | 20 pc |
| A1SF1GSBUSP250 | 1 Gang, w/Ground, 5/8" Drywall, 2 1/2" Deep | 250 pc |
| A1SF1GSP250 | 1 Gang, w/Ground, 5/8" Drywall, 3 5/8" Deep | 250 pc |
| A1SF2G | 2 Gang, w/Ground, 5/8" Drywall, 3 5/8" Deep | 20 pc |
| A1SF2GS | 2 Gang, w/Ground, 5/8" Drywall, 2 1/2" Deep | 20 pc |
| A1SF3G | 1 Gang, w/Ground, 1 1/4" Drywall, 3 5/8" Deep | 20 pc |
| A1SF4G | 2 Gang, w/Ground, 1 1/4" Drywall, 3 5/8" Deep | 20 pc |

Ground wire pigtail is 10".

ALL-IN-ONE ELECTRICAL ASSEMBLIES

Stud-Mounted Assemblies


ALL-IN-ONE STUD-MOUNTED WITH ADJUSTABLE MUD RING

- Adjustable mud ring accommodates various thicknesses of drywall
- Can be adjusted after the installation of drywall
- Box remains fixed in place when mud ring is removed
- Includes multiple knockouts on each side of the box
- Assemblies keyed for precise alignment when installed on both sides of a stud



Material: Steel
Finish: Pregalvanized
Knockout Sizes: (8) 1/2", 3/4"; (3) 1/2"



| Part # | Description |  |
|----------|--|---|
| A1SFV1G | 1 Gang, 3/4"-1 1/2" Drywall, 3 5/8" Deep | 20 pc |
| A1SFV1GS | 1 Gang, 3/4"-1 1/2" Drywall, 2 1/2" Deep | 20 pc |
| A1SFV2G | 2 Gang, 5/8"-1 1/2" Drywall, 3 5/8" Deep | 20 pc |
| A1SFV2GS | 2 Gang, 5/8"-1 1/2" Drywall, 2 1/2" Deep | 20 pc |


Ground wire pigtail is 10".

ALL-IN-ONE ELECTRICAL ASSEMBLIES

Stud-Mounted Assemblies


ALL-IN-ONE STUD-MOUNTED WITHOUT MUD RING

- Provides the flexibility to add a mud ring for non-standard drywall thicknesses
- Box remains fixed in place when mud ring is removed
- Includes multiple knockouts on each side of the box
- Assemblies keyed for precise alignment when installed on both sides of a stud
- Works with standard US and Canadian mud rings
- Made in the USA



Material: Steel
Finish: Pregalvanized



| Part # | Description |  |
|--|------------------------|---|
| Knockout Sizes: (5) 1/2", 3/4", (1) 1/2", (3) 1" | | |
| A1SD0G | w/Ground, 3 5/8" Deep | 20 pc |
| A1SD0N | No Ground, 3 5/8" Deep | 20 pc |
| A1SD0NS | No Ground, 2 1/2" Deep | 20 pc |
| A1SD0NTC (CANADA) | No Ground, 3 5/8" Deep | 20 pc |
| Knockout Sizes: (8) 1/2", 3/4", (3) 1/2" | | |
| A1SF0G | w/Ground, 3 5/8" Deep | 20 pc |
| A1SF0GBUSP250 | w/Ground, 3 5/8" Deep | 250 pc |
| A1SF0GS | w/Ground, 2 1/2" Deep | 20 pc |
| A1SF0GSBUSP250 | w/Ground, 2 1/2" Deep | 250 pc |
| A1SF0GSP250 | w/Ground, 3 5/8" Deep | 250 pc |
| A1SF0N | No Ground, 3 5/8" Deep | 20 pc |
| A1SF0NS | No Ground, 2 1/2" Deep | 20 pc |
| A1SF0GTC (CANADA) | w/Ground, 3 5/8" Deep | 20 pc |


Ground wire pigtail is 10".

ALL-IN-ONE ELECTRICAL ASSEMBLIES

Between-Stud Assemblies


ALL-IN-ONE BETWEEN-STUD WITH REMOVABLE MUD RING, SINGLE BOX

- Removable mud ring provides front access to the interior of the box
- Box remains fixed in place when mud ring is removed
- Pre-bent tabs on support bracket help to quickly square assembly to stud
- Center marks provide easy height positioning
- Includes multiple 1/2" and 3/4" knockouts on each side of the box
- Made in the USA



Material: Steel
 Finish: Pregalvanized
 Knockout Sizes: (8) 1/2", 3/4"; (3) 1/2"



| Part # | Description |  |
|---------|---|---|
| A1BF1GS | 1 Gang, w/Ground, 5/8" Drywall, 2 1/2" Deep | 5 pc |
| A1BF1G | 1 Gang, w/Ground, 5/8" Drywall, 3 5/8" Deep | 5 pc |
| A1BF3G | 1 Gang, w/Ground, 1 1/4" Drywall, 3 5/8" Deep | 5 pc |
| A1BF2GS | 2 Gang, w/Ground, 5/8" Drywall, 2 1/2" Deep | 5 pc |
| A1BF2G | 2 Gang, w/Ground, 5/8" Drywall, 3 5/8" Deep | 5 pc |
| A1BF4G | 2 Gang, w/Ground, 1 1/4" Drywall, 3 5/8" Deep | 5 pc |

Ground wire pigtail is 10".
 24" stud spacing requires use of three mounting screws.
 Use only with nVent CADDY All-in-One box assemblies.

ALL-IN-ONE ELECTRICAL ASSEMBLIES

Between-Stud Assemblies

ALL-IN-ONE BETWEEN-STUD WITH REMOVABLE MUD RING, MULTI-BOX

- Comes with multiple boxes pre-assembled for side by side power and data applications
- Removable mud ring provides front access to the interior of the box
- Pre-bent tabs on support bracket help to quickly square assembly to stud
- Center marks provide easy height positioning
- Includes multiple knockouts on each side of the box
- Made in the USA



Material: Steel
Finish: Pregalvanized



| Part # | Description |
|---|---|
| Knockout Sizes, Box 1: (8) 1/2", 3/4"; (3) 1/2" | |
| A1BF1G41NAO | 1 Gang, 5/8" Drywall, 3 5/8" Deep |
| A1BF3G43NAO | 1 Gang, 1 1/4" Drywall, 3 5/8" Deep |
| A1BF2G41NAO | 2 Gang, 5/8" Drywall, 3 5/8" Deep |
| Knockout Sizes, Box 2: (4) 1", (4) 1 1/4" | |
| A1BF1G41N | 1 Gang, 42 in ³ Box, 5/8" Drywall, 3 5/8" Deep |
| A1BF3G43N | (1 Gang, 42 in ³ Box, 1 1/4" Drywall, 3 5/8" Deep |
| A1BF1G51N | 1 Gang, 64 in ³ Box, 5/8" Drywall, 3 5/8" Deep |
| A1BF3G53N | 1 Gang, 64 in ³ Box, 1 1/4" Drywall, 3 5/8" Deep |
| A1BF2G41N | 2 Gang, 42 in ³ Box, 5/8" Drywall, 3 5/8" Deep |
| A1BF2G51N | 2 Gang, 64 in ³ Box, 5/8" Drywall, 3 5/8" Deep |
| Knockout Sizes, Box 2: (5) 1/2", 3/4", (1) 1/2", (3) 1" | |
| A1BF1GD1NS | 1 Gang, 32.8 in ³ Box, 5/8" Drywall, 2 1/2" Deep |
| A1BF1GD1N | 1 Gang, 32.8 in ³ Box, 5/8" Drywall, 3 5/8" Deep |
| A1BF2GD1NS | 2 Gang, 32.8 in ³ Box, 5/8" Drywall, 2 1/2" Deep |
| A1BF2GD1N | 2 Gang, 32.8 in ³ Box, 5/8" Drywall, 3 5/8" Deep |
| Knockout Sizes, Box 2: (8) 1/2", 3/4", (3) 1/2" | |
| A1BF1GF1N | 1 Gang, 32.8 in ³ Box, 5/8" Drywall, 3 5/8" Deep |
| A1BF3GF3N | 1 Gang, 32.8 in ³ Box, 1 1/4" Drywall, 3 5/8" Deep |

Ground wire pigtail is 10".
24" stud spacing requires use of three mounting screws.
Use only with nVent CADDY All-in-One box assemblies.

ALL-IN-ONE ELECTRICAL ASSEMBLIES

Between-Stud Assemblies


ALL-IN-ONE BETWEEN-STUD WITH ADJUSTABLE MUD RING, SINGLE BOX

- Adjustable mud ring accommodates various thicknesses of drywall
- Can be adjusted after the installation of drywall
- Box remains fixed in place when mud ring is removed
- Pre-bent tabs on support bracket help to quickly square assembly to stud
- Center marks provide easy height positioning
- Includes multiple 1/2" and 3/4" knockouts on each side of the box



Material: Steel
 Finish: Pregalvanized
 Knockout Sizes: (8) 1/2", 3/4"; (3) 1/2"



| Part # | Description |  |
|----------|--|---|
| A1BFV1GS | 1 Gang, 3/4"-1 1/2" Drywall, 2 1/2" Deep | 5 pc |
| A1BFV1G | 1 Gang, 3/4"-1 1/2" Drywall, 3 5/8" Deep | 5 pc |

Ground wire pigtail is 10" 24" stud spacing requires use of three mounting screws.
 Use only with nVent CADDY All-in-One box assemblies.

ALL-IN-ONE BETWEEN-STUD WITH ADJUSTABLE MUD RING, MULTI-BOX

- Comes with multiple boxes pre-assembled for side by side power and data applications
- Adjustable mud ring accommodates various thicknesses of drywall
- Can be adjusted after the installation of drywall
- Pre-bent tabs on support bracket help to quickly square assembly to stud
- Center marks provide easy height positioning
- Includes multiple knockouts on each side of the box



Material: Steel
 Finish: Pregalvanized
 Knockout Sizes, Box 1: (8) 1/2", 3/4"; (3) 1/2"
 Knockout Sizes, Box 2: (5) 1/2", 3/4"; (1) 1/2"; (3) 1"



| Part # | Description |
|--------------|----------------------------------|
| A1BFV1GDV1NS | 3/4"-1 1/2" Drywall, 2 1/2" Deep |
| A1BFV1GDV1N | 3/4"-1 1/2" Drywall, 3 5/8" Deep |

Ground wire pigtail is 10".
 24" stud spacing requires use of three mounting screws.
 Use only with nVent CADDY All-in-One box assemblies.

ALL-IN-ONE ELECTRICAL ASSEMBLIES

Between-Stud Assemblies


ALL-IN-ONE BETWEEN-STUD WITHOUT MUD RING, SINGLE BOX

- Provides the flexibility to add a mud ring for non-standard drywall thicknesses
- Box remains fixed in place when mud ring is removed
- Pre-bent tabs on support bracket help to quickly square assembly to stud
- Center marks provide easy height positioning
- Includes multiple 1/2" and 3/4" knockouts on each side of the box
- Works with standard US and Canadian mud rings
- Made in the USA



Material: Steel
Finish: Pregalvanized



| Part # | Description |  |
|--|------------------------|---|
| Knockout Sizes: (5) 1/2", 3/4", (1) 1/2", (3) 1" | | |
| A1BD0N | No Ground, 3 5/8" Deep | 5 pc |
| Knockout Sizes: (8) 1/2", 3/4", (3) 1/2" | | |
| A1BF0G | w/Ground, 3 5/8" Deep | 5 pc |
| A1BF0GS | w/Ground, 2 1/2" Deep | 5 pc |
| A1BF0GTC (CANADA) | w/Ground, 3 5/8" Deep | 5 pc |


Ground wire pigtail is 10".
24" stud spacing requires use of three mounting screws.
Use only with nVent CADDY All-in-One box assemblies.

ALL-IN-ONE ELECTRICAL ASSEMBLIES

Between-Stud Assemblies


ALL-IN-ONE BETWEEN-STUD WITHOUT MUD RING, MULTI-BOX

- Comes with multiple boxes pre-assembled for side by side power and data applications
- Provides the flexibility to add a mud ring for non-standard drywall thicknesses
- Box remains fixed in place when mud ring is removed
- Pre-bent tabs on support bracket help to quickly square assembly to stud
- Center marks provide easy height positioning
- Includes multiple knockouts on each side of the box
- Works with standard US and Canadian mud rings
- Made in the USA



Material: Steel
Finish: Pregalvanized



| Part # | Description |  | Certification |
|---|-----------------------|--|---------------|
| Knockout Sizes, Box 1: (8) 1/2", 3/4" — Knockout Sizes, Box 2: (5) 1/2", 3/4", (1) 1/2" | | | |
| A1BF0GD0N | w/Ground, 3 5/8" Deep | 5 pc | cULus |
| A1BF0GD0NS | w/Ground, 2 1/2" Deep | 5 pc | cULus |
| A1BF0GD0NTC (CANADA) | w/Ground, 3 5/8" Deep | 5 pc | cULus |
| Knockout Sizes, Box 1: (8) 1/2", 3/4", (3) 1/2" | | | |
| A1BF0G40NAO | w/Ground, 3 5/8" Deep | 5 pc | - |
| Knockout Sizes, Box 1: (8) 1/2", 3/4", (3) 1/2" — Knockout Sizes, Box 2: (4) 1", (4) 1 1/4" | | | |
| A1BF0G40N | w/Ground, 3 5/8" Deep | 5 pc | - |

Ground wire pigtail is 10".
24" stud spacing requires use of three mounting screws.
Use only with nVent CADDY All-in-One box assemblies.

ALL-IN-ONE ELECTRICAL ASSEMBLIES

Between-Stud Assemblies


ALL-IN-ONE BETWEEN-STUD BRACKET

- Versatile bracket for mounting nVent CADDY All-in-One box assemblies
- Provides excellent rigidity and reduces issues at trim out
- nVent CADDY All-in-One box assemblies simply slide and lock in to place with provided screws
- Perfect for jobs when specifications require precise box location
- 24" stud spacing requires use of three mounting screws.
- Made in the USA



Material: Steel
Finish: Pregalvanized



| Part # | Description |  |
|--------------|---------------------|---|
| A1B1624 | 16-24" Stud Spacing | 50 pc |
| A1B1624SP250 | 16-24" Stud Spacing | 250 pc |

Use only with nVent CADDY All-in-One box assemblies.


ALL-IN-ONE FLOOR-MOUNTED WITH ADJUSTABLE MUD RING

- Preset to a finish height of 18" from the floor (adjustable to 12" or 15")
- Adjustable mud ring accommodates various thicknesses of drywall
- Can be adjusted after the installation of drywall
- Box remains fixed in place when mud ring is removed
- Integrated first means of support accepts conduit or MC/AC cable
- Accommodates additional nVent CADDY All-in-One box assemblies, support brackets and low-voltage mounting plates
- Includes multiple 1/2" and 3/4" knockouts on each side of the box



Material: Steel
Finish: Pregalvanized
EMT Conduit Size: 1/2", 3/4"
MC/AC Cable Size: 14-2 to 12-3
Knockout Sizes: (8) 1/2", 3/4"; (3) 1/2"



| Part # | Description |  |
|---------|-----------------------------|---|
| A1FFV1G | 1 Gang, 3/4"-1 1/2" Drywall | 5 pc |
| A1FFV2G | 2 Gang, 5/8"-1 1/2" Drywall | 5 pc |

Ground wire pigtail is 10".

ALL-IN-ONE ELECTRICAL ASSEMBLIES

Floor-Mounted Assemblies


ALL-IN-ONE FLOOR-MOUNTED WITH REMOVABLE MUD RING

- Preset to a finish height of 18" from the floor (adjustable to 12" or 15")
- Removable mud ring provides front access to the interior of the box
- Box remains fixed in place when mud ring is removed
- Integrated first means of support accepts conduit or MC/AC cable
- Accommodates additional nVent CADDY All-in-One box assemblies, support brackets and low-voltage mounting plates
- Includes multiple 1/2" and 3/4" knockouts on each side of the box
- Made in the USA



Material: Steel
 Finish: Pregalvanized
 EMT Conduit Size: 1/2"; 3/4"
 MC/AC Cable Size: 14-2 to 12-3
 Knockout Sizes: (8) 1/2", 3/4"; (3) 1/2"



| Part # | Description |  |
|---------|---|---|
| A1FF1GS | 1 Gang, w/Ground, 5/8" Drywall, 2 1/2" Deep | 5 pc |
| A1FF1G | 1 Gang, w/Ground, 5/8" Drywall, 3 5/8" Deep | 5 pc |
| A1FF3G | 1 Gang, w/Ground, 1 1/4" Drywall, 3 5/8" Deep | 5 pc |
| A1FF2GS | 2 Gang, w/Ground, 5/8" Drywall, 2 1/2" Deep | 5 pc |
| A1FF2G | 2 Gang, w/Ground, 5/8" Drywall, 3 5/8" Deep | 5 pc |
| A1FF4G | 2 Gang, w/Ground, 1 1/4" Drywall, 3 5/8" Deep | 5 pc |

Ground wire pigtail is 10".

ALL-IN-ONE ELECTRICAL ASSEMBLIES

Floor-Mounted Assemblies


ALL-IN-ONE FLOOR-MOUNTED WITHOUT MUD RING

- Preset to a finish height of 18" from the floor (adjustable to 12" or 15")
- Integrated first means of support accepts conduit or MC/AC cable
- Provides the flexibility to add a mud ring for non-standard drywall thicknesses
- Box remains fixed in place when mud ring is removed
- Accommodates additional nVent CADDY All-in-One box assemblies, support brackets and low-voltage mounting plates
- Includes multiple 1/2" and 3/4" knockouts on each side of the box
- Works with standard US and Canadian mud rings



Material: Steel
 Finish: Pregalvanized
 EMT Conduit Size: 1/2"; 3/4"
 MC/AC Cable Size: 14-2 to 12-3
 Knockout Sizes: (8) 1/2", 3/4"; (3) 1/2"



| Part # | Description |  |
|-------------------|-----------------------|---|
| A1FF0G | w/Ground, 3 5/8" Deep | 5 pc |
| A1FF0GTC (CANADA) | w/Ground, 3 5/8" Deep | 5 pc |
| A1FF0GS | w/Ground, 2 1/2" Deep | 5 pc |

Ground wire pigtail is 10".

ALL-IN-ONE FLOOR-MOUNTED BRACKET

- Versatile bracket for mounting nVent CADDY All-in-One box assemblies
- Positions box a fixed distance from the floor eliminating the need to measure and promoting consistent placement
- Provides excellent rigidity and reduces issues at trim out
- Dual mounting tabs allow bracket to be installed on either side of the stud
- Integrated first means of support accepts conduit or MC/AC cable
- Accommodates additional nVent CADDY All-in-One box assemblies, support brackets and low-voltage mounting plates



Material: Steel
 Finish: Pregalvanized
 EMT Conduit Size: 1/2"; 3/4"
 MC/AC Cable Size: 14-2 to 12-3



| Part # | Description |  |
|---------|--|---|
| A1F1218 | nVent CADDY All-in-One Floor-Mounted Bracket | 15 pc |

ALL-IN-ONE ELECTRICAL ASSEMBLIES

Accessories

ADAPTER PLATE

- Supports 4-11/16" box to nVent CADDY All-in-One Between-Stud Bracket
- Allows 4" mud ring to be attached to a 4-11/16" box



Material: Steel
Finish: Electrogalvanized



| Part # | Description |  |
|--------|---------------|---|
| TBSBA4 | Adapter Plate | 25 pc |


ADJUSTABLE MUD RING

- Adjustable mud ring accommodates various thicknesses of drywall
- Can be adjusted after the installation of drywall



Material: Steel
Finish: Pregalvanized



| Part # | Description |  |
|-----------|-----------------------------|---|
| AMR1224SG | 1 Gang, 3/4"-1 1/2" Drywall | 20 pc |
| AMR1024DG | 2 Gang, 5/8"-1 1/2" Drywall | 20 pc |

We asked electrical contractors what problems they face and how nVent CADDY innovation can help meet their needs. We listened to what they do today and heard a consistent message: Find a better way to mount, wire and install electrical devices, such as switches and outlets, on the job or offsite. Then the nVent CADDY team designed and built solutions that meets many of the different installation methods and preferences of today's electrical contractor.

MADE IN THE U.S.A.

nVent CADDY products are manufactured in Solon, Ohio, allowing us to control every step of the process and ensure each part meets our quality standards. From the steel we use to the nVent CADDY Armour coating on our spring steel parts, each step of our process ensures customers receive premium quality products. In addition to manufacturing our solutions in the United States, "Made in the USA" represents our commitment to contributing to the local and national economies. Through your purchase of nVent CADDY products, you invest in American-made and engineered products, supporting hundreds of U.S.-based manufacturing jobs.

Stud Wall



STUD WALL

Adjustable Far-Side Box Supports

ADJUSTABLE FAR-SIDE BOX SUPPORT

- Provides far side electrical box support in various stud wall depths



Material: Steel
Finish: Pregalvanized



| Part # | Description |  |
|--------|-------------------------------|---|
| 766 | 2 1/2", 3 5/8", 4" Wall Depth | 100 pc |

No load rating, for positioning only.

ADJUSTABLE FAR-SIDE BOX SUPPORT, SPRING STEEL

- Prevents boxes from being pushed back into the stud cavity, reducing costly trim out issues
- Attaches quickly and securely to the side of the box
- Installs without the use of tools or screws



Material: Spring Steel
Finish: nVent CADDY Armour



| Part # | Description |  |
|--------|---------------------|---|
| J1A35 | 2 1/2", 3 5/8" Stud | 100 pc |

No load rating, for positioning only.

STUD WALL

Adjustable Far-Side Box Supports

ADJUSTABLE FAR-SIDE BOX SUPPORT, BACK MOUNT

- Provides far side electrical box support in various stud wall depths



Material: Steel
Finish: Pregalvanized




| Part # | Description |  |
|--------|-----------------------------------|---|
| 766A | 2 1/2", 3 1/2", 4", 6" Wall Depth | 100 pc |

No load rating, for positioning only.


ADJUSTABLE FAR-SIDE BOX SUPPORT, PLASTIC

- Prevents boxes from being pushed back into the stud cavity, reducing costly trim out issues
- Easily snaps into existing box holes
- Provides rigid support near the center of the box
- No adjustment needed in a 3-5/8" wall
- Can be stacked or trimmed for any stud wall depth



Material: Acrylonitrile Butadiene Styrene
Finish: Plain



| Part # | Description |  |
|--------|------------------|---|
| 766PM | 1 1/2" Box Depth | 100 pc |
| 766PMD | 2 1/8" Box Depth | 100 pc |

No load rating, for positioning only.

STUD WALL

Adjustable Far-Side Box Supports

FAR-SIDE BOX SUPPORT EXTENSION



Material: Steel
Finish: Pregalvanized



| Part # | Description |  |
|--------|---------------|---|
| TEB6XT | 6" Wall Depth | 100 pc |


RIGID BOX SUPPORT

- Eliminates the need for an electrical box on low voltage applications
- Supports electrical boxes, plaster rings or low voltage devices from one bracket



Material: Steel
Finish: Pregalvanized



| Part # | Description |  |
|--------|--------------------------|---|
| RBS16 | 3 Box,; 16" stud spacing | 25 pc |
| RBS24 | 4 Box,; 24" stud spacing | 25 pc |

STUD WALL

Between Stud Box Mounting Brackets


TELESCOPING RIGID BOX SUPPORT

- Accommodates up to 6-gang box in 16" stud spacing or up to 10-gang in 24" stud spacing
- Will support four electrical boxes in 24" stud spacing
- Open design allows a variety of positions for box location
- Easy to adjust after the electrical box is installed
- For use with 4" square and 4-11/16" boxes and mud rings
- Unique, one-piece, break apart design



Material: Steel
Finish: Pregalvanized



| Part # | Description |  |
|-----------|----------------------|---|
| TSRBS1625 | 16"-24" Stud Spacing | 25 pc |

SNAP TO STUD ELECTRICAL BOX BRACKET

- Snap to stud function makes installation fast and easy, saving time and increasing productivity
- Self-leveling feature ensures the electrical box is always square to the stud, for a consistent and professional installation
- Mounts to either side of the stud and can be mounted side by side on the same stud
- Accommodates all stud depths, simplifying purchasing and pre-fab operations
- Works with standard or adjustable single and double gang mud rings
- Rigid design delivers consistency and quality during the trim out phase, helping reduce call backs and costly repairs
- Additional mounting tabs allow the bracket to be secured to the front and inside face of the stud for extra stability
- Unique fold-out tabs eliminate the need to use scrap pieces of floor track to provide rigidity when mounting to the open face of studs
- Specially shaped key holes help keep the box assembled even when the mud ring is removed, providing greater access to the box in the field



Material: Steel
Finish: Electrogalvanized




| Part # | Description |  |
|---------|---|---|
| STS2346 | 2 1/2", 3 5/8", 4", 6" Wall Depth, 4", 4 11/16" Box | 25 pc |

STUD WALL

Stud Mounted Box Brackets


UNIVERSAL ELECTRICAL BOX BRACKET

- Can be pre-fabricated prior to attaching box to the bracket
- Box locking tabs securely lock electrical boxes in place to prevent disassembly during shipment
- Mounts electrical boxes
- Mounts plaster rings for low voltage applications
- Easily identify mounting orientation of electrical boxes
- Feet on the far-side supports help prevent damage to the drywall
- Can be mounted to stud on all four sides
- Designed with two far-side supports for added stability
- Allows any box size to be used



Material: Steel
Finish: Pregalvanized




| Part # | Description |  |
|--------|---------------------------|---|
| TEB23 | 2 1/2", 3 5/8" Wall Depth | 50 pc |
| TEB4 | 4" Wall Depth | 50 pc |

Octagonal keyholes for 4" boxes, round keyholes for 4-11/16" boxes.

"MOUNTS ELECTRICAL BOXES" BRACKET

- Design simplifies handling, reduces inventory and saves space
- Requires only a screw gun to install
- V-notched on center allows for consistent positioning
- Built-in support legs reduce box movement
- Can be used with EMT; ideal for flexible conduit, MC/AC or non-metallic sheathed cable
- Can be pre-assembled in the shop to allow for greater efficiency at the job site
- Plaster rings can be mounted separately eliminating the need for an electrical box for low-voltage applications
- MP Series brackets can be attached in-line to the MEB1 for low voltage applications
- Mounts on either side of stud without need to reposition box



Material: Steel
Finish: Pregalvanized



| Part # | Description |  |
|--------|-------------------------------|---|
| MEB1 | 2 1/2", 3 1/2", 4" Wall Depth | 25 pc |

STUD WALL

Stud Mounted Box Brackets

C SERIES ELECTRICAL BOX BRACKET TO STUD

- Replaces H-Brackets with improved design
- Thicker steel to significantly increase rigidity and help prevent box movement and trim out issues
- Works with both standard and adjustable single and double gang mud rings
- Mounts plaster rings for low voltage applications
- Additional bend points on C4 and C6 brackets for greater versatility




Material: Steel
Finish: Pregalvanized



| Part # | Description |  |
|--------|--|---|
| C23 | 2 1/2", 3 5/8" Wall Depth, 3.51" | 100 pc |
| C4 | 2 1/2", 3 5/8", 4" Wall Depth, 3.89" | 100 pc |
| C6 | 2 1/2", 3 5/8", 5 1/2", 6" Wall Depth, 5.89" | 50 pc |

ELECTRICAL BOX BRACKET TO STUD

- Easily attaches 4" and 4 11/16" outlet boxes to metal or wood studs
- Support leg reduces movement of box in wall
- Offset design and use of SMS8 low profile self-tapping screws (not included) reduce dry wall bulge



Material: Steel
Finish: Pregalvanized



| Part # | Description |  |
|--------|---------------------------------------|---|
| H23 | 2 1/2", 3 5/8" Wall Depth | 100 pc |
| H4 | 2 1/2", 3 5/8", 4" Wall Depth | 100 pc |
| H6 | 2 1/2", 3 5/8", 5 1/2", 6" Wall Depth | 50 pc |

STUD WALL

Stud Mounted Box Brackets

SCREW-ON BOX SUPPORT

- Permits positioning of metal electrical box anywhere on metal or wood stud, regardless of stud size
- Securely held in place with screws




Material: Spring Steel
Finish: nVent CADDY Armour



| Part # | Description |  |
|--------|------------------|---|
| 350 | 4", 4 11/16" Box | 100 pc |

MSF SNAP-ON BOX SUPPORT

- Spring steel for press-on attachment
- Center hole assists in consistent alignment, exact positioning and screw attachment
- Requires hammer to attach clip to box




Material: Spring Steel
Finish: nVent CADDY Armour



| Part # | Description |  |
|--------|-------------------------|---|
| MSF | MSF Snap-On Box Support | 100 pc |

ADJUSTABLE DEPTH SNAP-ON SWITCH BOX SUPPORT

- Allows the switch box to protrude through any size drywall
- Fits most drywall studding



Material: Spring Steel
Finish: nVent CADDY Armour



| Part # | Description |  |
|--------|---------------------------|---|
| MFS | 1 3/8"–1 1/2" x 1/4"–3/4" | 100 pc |

STUD WALL

Stud Mounted Switch Box Brackets


FIXED DEPTH SNAP-ON SWITCH BOX SUPPORT

- Allows the switch box to protrude through any size drywall
- Fits most drywall studding



Material: Spring Steel
Finish: nVent CADDY Armour



| Part # | Description |  |
|--------|--|---|
| MF250 | 1/4" Drywall | 100 pc |
| MF375 | 3/8" Drywall | 100 pc |
| MF500 | 1/2" Drywall | 100 pc |
| MF625 | 5/8" Drywall | 100 pc |
| MF750 | 3/4" Drywall | 100 pc |
| MFO | Fixed Depth Snap-On Switch Box Support | 100 pc |

When attaching flush to stud face, use part MFO.

MC/AC AND NON-METALLIC SHEATHED CABLE SUPPORT

- Effectively supports non-metallic sheathed and MC/AC cables
- Secures cables 1-1/4" from the face of the stud
- Flared edges prevent damage to the cable jacket
- Holds up to four MC/AC cables or four 12-3 non-metallic sheathed cables with ground
- Unique "stop-bend" design helps prevent cables from being installed too far from face of stud



Material: Steel
Finish: Pregalvanized



| Part # | Description |  |
|--------|---|---|
| CER4 | MC/AC and Non-Metallic Sheathed Cable Support | 100 pc |

| Cable Size | MC/AC 14-2 w/ground | MC/AC 12-3 w/ground | MC/AC 12-4 through 10-4 | MC/AC single cables up to 6-3 stranded | Non-metallic sheathed cables up to 12-3 w/ground |
|-------------|---------------------|---------------------|-------------------------|--|--|
| # of Cables | 4 | 3 | 2 | 1 | 4 |

STUD WALL

Cable/Conduit to Stud


"COLORADO JIM" CABLE SUPPORT

- Easy-to-use locking tab
- Cable locating ribs to maintain cable separation
- Flared edges for cable protection
- NEC® 300.4D applicable
- For wood or metal stud



Material: Steel
Finish: Pregalvanized



| Part # | Description |  |
|----------------|------------------------------|---|
| CJ6 | "Colorado Jim" Cable Support | 100 pc |
| CJ6IN (Canada) | "Colorado Jim" Cable Support | 100 pc |

"COLORADO JIM" CABLE SUPPORT WITH STANDOFF

- Easy-to-use locking tab
- Cable locating ribs to maintain cable separation
- Flared edges for cable protection
- NEC® 300.4D applicable
- AC or Flexible Cable to Furring strip and hat channel



Material: Steel
Finish: Pregalvanized



| Part # | Description |  |
|--------|--|---|
| CJ6S | "Colorado Jim" Cable Support with Standoff | 100 pc |

| Part # | Cable Type | Cable Size | Cables Per Fastener |
|---------------------------------------|-----------------------------|---|---------------------|
| CJ6 to Wood | Non-Metallic | 14-2, 12-2, 10-2, 14-3, 12-3 and 10-3 w/ground | Max 6 |
| | | 8-2 and 6-2 w/ground | Max 4 |
| CJ6 to Metal Stud | Metal Clad (MC) | 14-2, 12-2, 10-2, 14-3, 12-3, 10-3, 14-4, 12-4 and 10-4 w/ground | Max 4 |
| CJ6S to Furring Strip and Hat Channel | Armored Cable (AC) | 14-4, 12-2, 10-2, 8-2, 14-3, 12-3, 10-3, 14-4, 12-4 and 10-4 w/ground | Max 4 |
| | | Flexible Conduit (BX) | 5/16", 3/8" |
| CJ6IN to Metal Stud (Canada only) | Non-Metallic Sheathed Cable | 14-2, 12-2, 10-2, 14-3, 12-3 and 10-3 w/ground | Max 4 |

STUD WALL

Cable/Conduit to Stud


CS812 CABLE/CONDUIT TO STUD ATTACHMENT

- Accommodates EMT conduit and MC/AC cable
- Easily locate the fastener on the stud, keeping your conduit in line with box knock out and H-series brackets
- For wood or metal stud
- Eliminates offset bending of conduit
- Compliant with NEC® Article 358.30(A), which requires conduit support within 36" of an electrical box
- Compliant with CEC Rule 12-1404, which requires conduit support within 1 m of an electrical box
- Compliant with CEC Rule 12-618, which requires support of armoured cable within 300 mm (12") of an electrical box



Material: Spring Steel
Finish: nVent CADDY Armour



| Part # | Description |  |
|--------|----------------------------------|--|
| CS16 | 1" EMT, 2 1/8" Box Depth | 100 pc |
| CS812 | 1/2", 3/4" EMT, 1 1/2" Box Depth | 100 pc |
| CS812D | 1/2", 3/4" EMT, 2 1/8" Box Depth | 100 pc |


CABLE SUPPORT TO STUD

- Provides secure support of NMC or MC/AC to metal/wood stud in seconds
- One fastener, four applications
- Delivers compliance with NEC® 300.4(d), CEC 12-618 and CEC 12-510
- No installation tools required



Material: Spring Steel
Finish: nVent CADDY Armour



| Part # | Description |  |
|--------|---|---|
| FXC20 | 7/16"–9/16" OD, 14-2 to 12-3 MC/AC, 14-2 to 12-3 NM | 100 pc |

STUD WALL

Cable/Conduit to Stud

MC/AC CABLE TO STUD CLIP

- Manufactured with stabilizer legs for virtually “wobble-free” support
- Snaps into place on metal stud and beam flange
- No tools required for installation
- Pre-punched holes in clip allow it to be screwed to wood stud, concrete or block
- Compliant with NEC® Article 300.4(d), allowing cable to be positioned a minimum of 1-1/4” from face of stud
- Compliant with CEC Rule 12-618 for support of MC/AC cable
- Factory riveted assemblies are available for installation on flange, purlin, acoustical tee, drop wire, concrete, block or wood and metal stud
- MAC2 snaps in half to accommodate single run of cable effectively making two clips from one



Material: Spring Steel
Finish: nVent CADDY Armour



| Part # | Description | |
|--------|-------------------------------------|--------|
| MAC2 | 1/8" Max Flange, 14-2 to 10-3 MC/AC | 100 pc |

Assemblies allow for support from most main and substructures.

MC/AC DOUBLE CABLE TO STUD CLIP

- Manufactured with stabilizer legs for virtually “wobble-free” support
- No tools required for installation
- Compliant with NEC® Article 300.4(d), allowing cable to be positioned a minimum of 1-1/4” from face of stud
- Compliant with CEC Rule 12-618 for support of MC/AC cable



Material: Spring Steel
Finish: nVent CADDY Armour



| Part # | Description | |
|--------|--------------------|--------|
| MAC2T | 14-2 to 10-3 MC/AC | 100 pc |

Assemblies allow for support from most main and substructures.

STUD WALL

Cable/Conduit to Stud


MC/AC CABLE TO METAL STUD CLIP

- Easily attaches MC or AC to metal stud
- No tools required for installation
- Provides fast installation



Material: Spring Steel
Finish: nVent CADDY Armour



| Part # | Description |  |
|--------|--------------------|---|
| 449 | 14-2 to 12-3 MC/AC | 100 pc |


350-M CONDUIT TO STUD ATTACHMENT

- Permits positioning of conduit anywhere on metal or wood stud, regardless of stud size
- Securely held in place with screws



Material: Spring Steel
Finish: nVent CADDY Armour



| Part # | Description |  | Certification |
|---------|----------------------------------|---|---------------|
| 350812M | 1/2", 3/4" EMT, 0.709"–1.181" OD | 100 pc | cULus |
| 35016M | 1" EMT, 1.181"–1.378" OD | 100 pc | |

STUD WALL

Cable/Conduit to Stud

350-P CONDUIT TO STUD ATTACHMENT

- Permits positioning of conduit anywhere on metal or wood stud, regardless of stud size
- Securely held in place with screws



Material: Spring Steel
Finish: nVent CADDY Armour

| Part # | Description |  |
|--------|---|---|
| 3508P | 1/2" EMT, 0.709" Min, 0.866" Max, 0.706" Nom OD | 100 pc |
| 35012P | 3/4" EMT, 0.866" Min, 1.181" Max, 0.922" Nom OD | 100 pc |
| 35016P | 1" EMT, 1.181" Min, 1.378" Max, 1.163" Nom OD | 100 pc |


MF-M CONDUIT TO STUD ATTACHMENT

- Easily snaps onto stud
- Snap-close conduit support
- Fasten to stud with screw for additional support



Material: Spring Steel
Finish: nVent CADDY Armour



| Part # | Description |  | Certification |
|--------|-----------------------------------|--|---------------|
| 16MF | 1" EMT | 100 pc | cULus |
| 20MF | 1 1/4" EMT | 50 pc | |
| 6MF | 3/8" Flexible, 14-2 to 12-3 MC/AC | 100 pc | cULus |
| 812MF | 1/2", 3/4" EMT, 0.709"-1.181" OD | 100 pc | cULus |

STUD WALL


Cable/Conduit to Stud

MF-P CONDUIT TO STUD ATTACHMENT

- Easily snaps onto stud
- Push-in conduit support
- Fasten to stud with screw for additional support



Material: Spring Steel
Finish: nVent CADDY Armour

| Part # | Description |  |
|--------|----------------------------|---|
| 8PF | 1/2" EMT, 0.709"–0.866" OD | 100 pc |
| 12PF | 3/4" EMT, 0.866"–1.181" OD | 100 pc |
| 16PF | 1" EMT, 1.181"–1.378" OD | 100 pc |

MFI CONDUIT TO STUD ATTACHMENT

- Thread impression provides means to attach any size conduit clip
- Easily snaps onto stud
- Fasten to stud with screw for additional support



Material: Spring Steel
Finish: nVent CADDY Armour




| Part # | Description |  |
|--------|-------------|---|
| MFI | 1/4" Hole | 100 pc |

STUD WALL

Cable/Conduit to Stud

CABLE GRIPPER

- Attaches to existing holes in metal studs without tools or with Metal Stud Punch (MSP20)
- Delivers compliance with NEC® 300.4(d), CEC 12-510 and CEC 12-516
- Installs easily to metal and wood studs
- Provides secure installation of multiple cables with unique locking/ unlocking system
- Staples, nails or screws to wood stud
- Supports four NMC or eight 4-pair UTP, Category 5 and higher (electrical and datacomm cannot be combined)



Material: Polypropylene
Finish: Plain

| Part # | Description |  |
|--------|---------------|---|
| CG4 | Cable Gripper | 100 pc |

DEVICE LEVELER AND RETAINER

- Use for oversize drywall openings
- Helps prevent broken cover plates
- Helps prevent device from being pushed back in wall
- Makes floating device rigid



Material: Steel
Finish: Plain



| Part # | Description |  |
|--------|-----------------------------|---|
| RLC | Device Leveler and Retainer | 100 pc |

STUD WALL


Floor Mounted Box Supports

FOOTED BOX SUPPORT

- Supports electrical boxes from floor or concrete forms
- Slot provides for 8" (203 mm) height adjustment
- Use with Multiple Conduit Support for conduits in concrete pours



Material: Steel
Finish: Pregalvanized

| Part # | Description |  |
|--------|-----------------|---|
| FBS12 | 12" Above Floor | 50 pc |
| FBS16 | 16" Above Floor | 50 pc |
| FBS18 | 18" Above Floor | 50 pc |

FMBS1824 FLOOR MOUNTED BOX SUPPORT

- Meets ADA (Americans with Disabilities Act) accessibility Guidelines Standards; 15" height minimum for "forward reach" from a wheelchair
- Quick, easy and efficient compliance to construction requirements
- Mounts inside (use mounting tabs) or under floor track
- Versatile positioning - independent of wall stud location
- Built-in far-side back support
- Reduces stocking different size brackets
- Accommodates additional brackets for multiple box and device mounting
- Mounts plaster rings for low voltage applications



Material: Steel
Finish: Pregalvanized



| Part # | Description |  |
|----------|------------------------------------|---|
| FMBS1824 | FMBS1824 Floor Mounted Box Support | 10 pc |

STUD WALL Floor Mounted Box Supports


FMBS18 FLOOR MOUNTED BOX SUPPORT

- Meets ADA (Americans with Disabilities Act) accessibility Guidelines Standards; 15" height minimum for "forward reach" from a wheelchair
- Quick, easy and efficient compliance to construction requirements
- Mounts inside (use mounting tabs) or under floor track
- Versatile positioning - independent of wall stud location
- Built-in far-side back support
- Reduces stocking different size brackets
- Accommodates additional brackets for multiple box and device mounting
- Mounts plaster rings for low voltage applications



Material: Steel
Finish: Pregalvanized



| Part # | Description |  |
|--------|---------------------|---|
| FMBS18 | 18 1/2" Above Floor | 25 pc |


SNAP-ON NAIL PLATE

- Protects electrical and mechanical installation through studs
- For wood and metal studs
- Press-on installation
- No tools required
- Breakable tabs permit multiple plates to be ganged together
- Holes on legs and surface of plate are provided to secure with nail or screw



Material: Steel
Finish: nVent CADDY Armour




| Part # | Description |  |
|--------|-----------------|---|
| 304B2 | 3 1/8" x 1 1/2" | 100 pc |

STUD WALL Old Work Box Mounts

DSI OLD WORK BOX MOUNT

- One-piece, break-apart design is easy to handle
- Works on drywall, lath and plaster; only a drywall saw required



Material: Steel
Finish: Pregalvanized



| Part # | Description |  |
|--------|---------------------|---|
| DSI2A | 1/4"-1 1/2" Drywall | 100 pc |

SNAP TO STUD TELESCOPING SCREW GUN BOX BRACKET

- Snap to stud function makes installation fast and easy, saving time and increasing productivity
- Self-leveling feature ensures the bracket is always square to the stud, for a consistent and professional installation
- Pre-configured for 2-1/8" deep boxes and only a simple adjustment needed for 1-1/2" deep boxes
- Can mount multiple boxes
- Requires only two screws to install



Material: Steel
Finish: Pregalvanized




| Part # | Description |  |
|-----------|--|---|
| TSGB1624S | Snap to Stud Telescoping Screw Gun Box Bracket | 50 pc |

STUD WALL

Screw Gun Brackets and Accessories


TELESCOPING SCREW GUN BOX BRACKET

- Can mount multiple boxes
- Notched and marked for easy identification and bending
- Improved design with stamped inch markings and pilot holes accelerates precise box conduit mounting between studs
- Pilot holes allow easy box attachment with a screwdriver
- Requires only a screw gun to install
- Can be mounted to face or inside of stud
- Adjustable for non-standard stud spacing
- Interlocking tab prevents accidental disassembly
- Unique, one-piece, break apart design
- Reduces movement of the box when used with flexible conduit, ENT, MC, AC or non-metallic sheathed cable



Material: Steel
Finish: Pregalvanized



| Part # | Description |  |
|----------|--|---|
| TSGB16 | 11"–18" Stud Spacing, 1 1/2", 2 1/8" Box Depth | 50 pc |
| TSGB1624 | 15 3/4"–25" Stud Spacing, 1 1/2", 2 1/8", 2 1/2" Box Depth | 50 pc |
| TSGB24 | 17"–26" Stud Spacing, 1 1/2", 2 1/8", 2 1/2" Box Depth | 50 pc |


SCREW GUN BRACKET

- Can be pre-assembled by the contractor to allow for greater productivity at the job site
- Pre-set for studs widths



Material: Steel
Finish: Plain



| Part # | Description |  |
|--------|------------------|---|
| SGB16A | 16" Stud Spacing | 50 pc |
| SGB24A | 24" Stud Spacing | 50 pc |