

STUD WALL Screw Gun Brackets and Accessories


NVENT CADDY GLIDER ELECTRICAL BOX ATTACHMENT

- Attaches electrical boxes to the TSGB with a single screw, without tools and without need for disassembly
- Allows closer installation of multiple boxes between or against the studs
- Allows for easy repositioning of electrical boxes
- Ideal for pre-fab assemblies



Finish: nVent CADDY Armour



Part #	Description	
TSQLDR1	Material: Spring Steel; #10 Hole	100 pc
TSQLDR1TC (CANADA)	Material: Steel; #10 Hole	100 pc

MULTIPLE CONDUIT SUPPORT

- Use with screw gun brackets to support conduit between studs
- Use with Footed Box Support for conduits in concrete pours
- Eliminates offset bending of conduit



Material: Steel
Finish: Pregalvanized

Part #	Description	
CCS812	1/2", 3/4" EMT, 1/2" Rigid	100 pc

STUD WALL

Screw Gun Brackets and Accessories


ELECTRICAL BOX MOUNTING STRAP

- Can be used as a height gauge for box center lines of 12", 15" or 18"
- Pre-punched holes provide easy screw insertion
- Keyholes allow simple premounting and installation of screws
- Replaces multiple SKUs compared to competitor products
- Marked centerline for 16" and 24" stud spacing
- Ideal for use with TEB23 and CER4 for box mounting
- Works with TSRBS1625 as a floor mounted box support



Material: Steel
Finish: Pregalvanized



Part #	Description	
TEBS1624	24" Max Stud Spacing	50 pc

SMS8 SELF-DRILLING AND TAPPING SCREW

- Suitable for screw gun use
- Thin "wafer-head" type



Material: Steel
Finish: Electrogalvanized

Part #	Description	
SMS8	#8 Screw, 1/2" Screw	1,000 pc

STUD WALL


Screw Gun Brackets and Accessories

T-BOLT FOR TELESCOPING SCREW GUN BOX BRACKET

- Provides fast universal attachment of hardware to the Telescoping Screw Gun Box Bracket
- Easy to relocate on the Telescoping Screw Gun Box Bracket to accommodate changes



Material: Steel
Finish: Electrogalvanized


Part #	Description	
SGFIX0380100EG	3/8" Screw	100 pc

THROUGH STUD CABLE/CONDUIT CLIP

- Eliminates conduit rattling
- Provides a quick means of support for horizontal runs of Rigid, EMT, MC/AC or ENT through metal stud
- One-piece spring steel design snaps onto stud



Material: Spring Steel
Finish: nVent CADDY Armour

Part #	Description	
459	0.433"–0.535" OD, 14-2 to 12-3 MC/AC	100 pc
AR812	0.7"–0.925" OD, 1/2", 3/4" EMT, 1/2" Rigid, 5/8", 3/4" Copper Tube	100 pc

STUD WALL


Through Stud Cable/Conduit Supports

EASY SNAP GROMMET

- Provides 360° protection for cable, conduit, plumbing and fire sprinkler plumbing in metal studs
- Snap one grommet into standard 1-11/32" field punched hole, or snap two together into any shape factory-punched hole
- Grommet can be split for use on pre-existing installations



Material: Polyethylene

Part #	Description	
ESG1	1.315" OD	100 pc
ESG1M	1.315" OD	1,000 pc

EASY SNAP GROMMET WITH ANTI-RATTLE PROTECTION

- Provides anti-rattle protection
- Snap one grommet into standard 1-11/32" field punched hole, or snap two together into any shape factory-punched hole
- Grommet can be split for use on pre-existing installations




Material: Polyethylene


Part #	Description	
ESGP	1" Max Copper Tube, 1/2", 3/4" EMT, 1/2", 3/4" Rigid/Pipe	100 pc

EASY SNAP GROMMET FOR FACTORY PUNCHED HOLES

- Snap grommet into a factory punched hole of any shape
- Provides anti-rattle protection
- Provides 360° protection of conduit, plumbing and fire sprinkler plumbing in metal studs



Material: Polyethylene

Part #	Description	
ESGFP	1" Max Copper Tube, 1/2", 3/4", 1" EMT, 1/2", 3/4", 1" Rigid/Pipe	100 pc

STUD WALL

Through Stud Cable/Conduit Supports

MSP20 METAL STUD PUNCH FOR EASY SNAP GROMMET

- Punches standard sized holes in metal studs
- Easy Snap Grommet snaps easily into punched hole
- Cushioned handles mean less operator fatigue and more comfortable handling
- Tool design with offset handles allows punch to work in confined locations and near perpendicular walls
- Lightweight punch makes accurate location of holes easier
- Hardened steel components keep tool sharp longer – less replacement



Material: Steel

Part #	Description	
MSP20	MSP20 Metal Stud Punch for Easy Snap Grommet	1 pc

REPLACEMENT PUNCH FOR MSP20 METAL STUD PUNCH

Material: Steel

Part #	Description	
CPR25	Replacement Punch for MSP20 Metal Stud Punch	1 pc

ANTI-RATTLE SUPPORT

- Permits EMT, MC and AC to be pulled through metal stud
- Requires a self-tapping screw to install



Material: Steel
Finish: Plain



Part #	Description	
781	Anti-Rattle Support	100 pc

STUD WALL

Through Stud Cable/Conduit Supports


FB-M THROUGH STUD CABLE/CONDUIT CLAMP

- Eliminates conduit rattling
- Provides a quick means of support for horizontal runs of Rigid, EMT, MC/AC or ENT through metal stud
- Installs with screw gun



Material: Spring Steel
Finish: nVent CADDY Armour




Part #	Description	
FB812M	1/2", 3/4" EMT, 1/2", 3/4" Rigid	100 pc
FB6M	14-2 to 12-3 MC/AC, 3/8" Flexible	100 pc

FB-P THROUGH STUD CONDUIT CLAMP

- Eliminates conduit rattling
- Provides a quick means of support for horizontal runs of Rigid, EMT, MC/AC or ENT through metal stud
- Installs with screw gun



Material: Spring Steel
Finish: nVent CADDY Armour

Part #	Description	
FB8P	1/2" EMT	100 pc
FB12P	3/4" EMT	100 pc

STUD WALL nVent CADDY Prefab Solutions

CADDY Prefab Solutions configures electrical assemblies and delivers them on time to the job site, enabling an efficient, seamless installation. Through a manufactured wiring solution that incorporates needed accessories, our process can incorporate last-minute design changes while eliminating on-site storage requirements and minimizing the risk of theft.

Customers experience benefits of labor savings and improved material management, while the flexible engineering and manufacturing methodologies of CADDY Prefab Solutions help to reduce lead times and improve schedule attainment.

The organization was founded by experienced electrical contractors who work daily with our customers to deliver customized, quality systems. Our team is proud to serve as a trusted partner for contractors who strive to efficiently meet tight budgets and construction schedules for a variety of commercial projects.

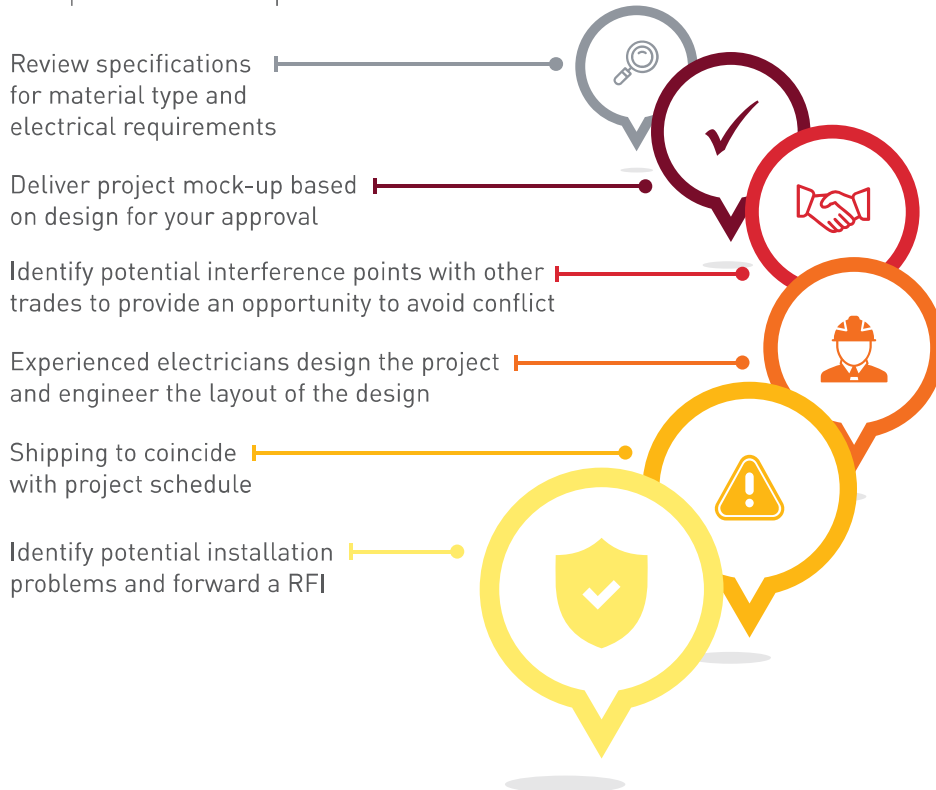


Developed by Electricians for Electricians.

Reduce Labor Cost - Improve Material Management - Stay On Schedule

Our Process

From start to finish, our process ensures that CADDY Prefab Solutions are manufactured in an efficient manner and utilize innovative CADDY components for a superior installation.



STUD WALL

nVent CADDY Prefab Solutions

Our Impact

Our solutions give contractors the ability to better control their overall project costs, improve material management and meet the challenging schedule demands in today's construction environment. CADDY Prefab Solutions are developed by electricians for electricians.

See our impact and learn the nVent CADDY difference below.

1 PROJECT COST SAVINGS

Solution is 90% complete when the system arrives. Delivery is direct to the job site, as product is needed.

2 LOWER INSTALLATION SKILL LEVEL REQUIRED

Keep experienced staff where they belong: working on more technical tasks.

3 ELIMINATION OF SPOT BUYING

Everything is preassembled and shipped complete, eliminating lost or missing items during install.

4 MATERIAL MANAGEMENT

Material purchasing and tracking is reduced to one supplier and is limited to releasing product as the schedule requires.

The CADDY Prefab Difference

DESIGN

Design services are standard with every project.

CONSULT

Every project is assigned a design engineer. We've got you covered from start to finish.

ADVISE

Our design engineers are highly skilled electricians with decades of field experience.

PROTECT

Everything we build is UL listed, including the system itself.

DELIVER

We deliver direct to job site as product is needed, reducing waste.

TRUST

We've been in business for over a decade and work to make your job easier.

STUD WALL nVent CADDY Prefab Solutions

Developed by Electricians for Electricians

CADDY Prefab Solutions designs and manufactures UL Listed, prefabricated branch wiring systems and delivers those systems direct to the electrical contractor. Our system gives contractors the ability to better control their labor cost, improve material management and meet the challenging schedule demands in today's construction environment.



BOX EXTENDER

- Ability to level devices after drywall is installed.



OPEN-BACK DESIGN

- Patented Open Back Box design provides superior accessibility for wiring when devices are installed in prefab assemblies increasing installation efficiency and quality of workmanship.



KICK-IN

- Our kick-in fastener provides consistent device heights.
- Assembled to various heights.

STUD WALL nVent CADDY Prefab Solutions



SB

- Superior rigidity.
- Multiple box solution in one assembly.
- Adjustable box location prior to final install.



ALL-IN-ONE SOLUTION WITH ADJUSTABLE MUD-RING

- Prefab assemblies available with CADDY ALL-IN-ONE solutions
- Adjustable mudrings available to fit various wall thicknesses




PANEL DESIGN

- Fully prefabricated load centers available upon request.



Datacom / Low Voltage



Cable Capacity

Part #	Area (in ²)	Area (mm ²)	CAT 5e	CAT 6	CAT 6A	CAT 7 (SFTP)	Fiber Optic (plenum)
			(5.2 mm 0.21")	(5.9 mm 0.23")	(7.5 mm 0.30")	(7.4 mm 0.29")	(5.1 mm 0.20")
			Bend Radius Requirement*				
			4xØ	4xØ	4xØ	4xØ	10 - 15xØ
CAT12	0.60	387	16	10	-	-	-
CAT16HP	1.07	690	20	15	10	10	20
CAT21HP	2.29	1,477	50	40	25	25	50
CAT32HP	3.97	2,561	90	60	35	35	90
CAT48HP	9.26	5,974	200	150	80	80	200
CAT64HP	15.48	9,987	330	220	140	140	330
CAT100CM	2 x 1.58	2 x 1,019	70	50	30	30	70
CAT200CM	21	13,548	450	350	215	215	450
CAT300CM	32	20,645	700	525	325	325	700
CAT425	20.43	13,181	425	325	210	210	425
CAT600	3.14	2,026	70	50	30	30	70
CATCR50	2.67	1,723	50	36	-	-	-

* Verify bend radius requirements with cable manufacturer.
 Non-continuous supports may not exceed spacing of 5' (1.5 m) per TIA 569-C.9.7.
 Cable capacity is calculated based on a 70% fill rate.

DATACOM/LOW VOLTAGE Cable Support Systems

NVENT CADDY CAT HP J-HOOK

- Provides optimal support for high-performance data cable, up to and including Cat 5e, Cat 6, Cat 6A, Cat 7 and fiber optic
- Rounded edges on J-Hooks provide proper bend radius support for high performance data cables
- Multiple color options aid in the identification and organization of the pathway application
- Provides superior fill capacity and load rating over most other non-continuous cable support alternatives
- Compliant with UL® 2043 and suitable for use in air handling (plenum) spaces
- Tested according to DIN 4102-12
- Complies with EN 50174-2
- Meets ISO®/IEC 14763-2, ANSI®/TIA 568 and ANSI®/TIA 569




Material: Steel

Part #	Diameter Ø	Cable Capacity			F ↓	Cube ↓
		Cat 5e	Cat 6	Cat 6A		
Finish: Pregalvanized						
CAT16HP	1"	20	15	10	60 lb	50 pc
CAT21HP	1 5/16"	50	40	25	60 lb	50 pc
CAT32HP	2"	90	60	35	60 lb	50 pc
CAT48HP	3"	200	150	80	60 lb	25 pc
CAT64HP	4"	330	220	140	60 lb	25 pc
Finish: Pregalvanized, Painted – Color: Black						
CAT16HPBA	1"	20	15	10	60 lb	50 pc
CAT21HPBA	1 5/16"	50	40	25	60 lb	50 pc
CAT32HPBA	2"	90	60	35	60 lb	50 pc
CAT48HPBA	3"	200	150	80	60 lb	25 pc
CAT64HPBA	4"	330	220	140	60 lb	25 pc



J-Hooks are available pre-galvanized or painted to aid in the identification and organization of the pathway application

DATACOM/LOW VOLTAGE Cable Support Systems

Part #	Diameter Ø	Cable Capacity			F ↓	
		Cat 5e	Cat 6	Cat 6A		
Finish: Pregalvanized, Painted – Color: Blue						
CAT16HPBU	1"	20	15	10	60 lb	50 pc
CAT21HPBU	1 5/16"	50	40	25	60 lb	50 pc
CAT32HPBU	2"	90	60	35	60 lb	50 pc
CAT48HPBU	3"	200	150	80	60 lb	25 pc
CAT64HPBU	4"	330	220	140	60 lb	25 pc
Finish: Pregalvanized, Painted – Color: Green						
CAT16HPGR	1"	20	15	10	60 lb	50 pc
CAT21HPGR	1 5/16"	50	40	25	60 lb	50 pc
CAT32HPGR	2"	90	60	35	60 lb	50 pc
CAT48HPGR	3"	200	150	80	60 lb	25 pc
CAT64HPGR	4"	330	220	140	60 lb	25 pc
Finish: Pregalvanized, Painted – Color: Orange						
CAT16HPOR	1"	20	15	10	60 lb	50 pc
CAT21HPOR	1 5/16"	50	40	25	60 lb	50 pc
CAT32HPOR	2"	90	60	35	60 lb	50 pc
CAT48HPOR	3"	200	150	80	60 lb	25 pc
CAT64HPOR	4"	330	220	140	60 lb	25 pc
Finish: Pregalvanized, Painted – Color: Red						
CAT16HPRD	1"	20	15	10	60 lb	50 pc
CAT21HPRD	1 5/16"	50	40	25	60 lb	50 pc
CAT32HPRD	2"	90	60	35	60 lb	50 pc
CAT48HPRD	3"	200	150	80	60 lb	25 pc
CAT64HPRD	4"	330	220	140	60 lb	25 pc
Finish: Pregalvanized, Painted – Color: White						
CAT16HPWH	1"	20	15	10	60 lb	50 pc
CAT21HPWH	1 5/16"	50	40	25	60 lb	50 pc
CAT32HPWH	2"	90	60	35	60 lb	50 pc
CAT48HPWH	3"	200	150	80	60 lb	25 pc
CAT64HPWH	4"	330	220	140	60 lb	25 pc
Finish: Pregalvanized, Painted – Color: Yellow						
CAT16HPYL	1"	20	15	10	60 lb	50 pc
CAT21HPYL	1 5/16"	50	40	25	60 lb	50 pc
CAT32HPYL	2"	90	60	35	60 lb	50 pc
CAT48HPYL	3"	200	150	80	60 lb	25 pc
CAT64HPYL	4"	330	220	140	60 lb	25 pc

Non-continuous supports may not exceed spacing of 5' (1.5 m) per TIA 569-C.9.7 and EN 50174-2. Cable capacity is calculated based on a 70% fill rate.

DATACOM/LOW VOLTAGE Cable Support Systems

CAT HP J-HOOK WITH BC200 BEAM CLAMP

- Easy installation to beam flanges
- Provides optimal support for high-performance data cable, up to and including Cat 5e, Cat 6, Cat 6A, Cat 7 and fiber optic
- Provides superior fill capacity and load rating over most other non-continuous cable support alternatives
- Rounded edges on J-Hooks provide proper bend radius support for high performance data cables
- Cost effective alternative to expensive cable tray
- Complies with EN 50174-2
- Meets ISO®/IEC 14763-2, ANSI®/TIA 568 and ANSI®/TIA 569



Material: Steel
Finish: Pregalvanized, Electrogalvanized



Part #	Description	F ↓	↓ Cube
CAT16HPBC200	1" dia, 1/2" Max Flange	60 lb	50 pc
CAT21HPBC200	1 5/16" dia, 1/2" Max Flange	60 lb	50 pc
CAT32HPBC200	2" dia, 1/2" Max Flange	60 lb	50 pc
CAT48HPBC200	3" dia, 1/2" Max Flange	60 lb	25 pc
CAT64HPBC200	4" dia, 1/2" Max Flange	60 lb	25 pc

Setscrew must be tightened and torqued onto the sloped side of the I-beam. Non-continuous supports may not exceed spacing of 5' (1.5 m) per TIA 569-C.9.7 and EN 50174-2. Cable capacity is calculated based on a 70% fill rate.

DATACOM/LOW VOLTAGE Cable Support Systems

CAT HP J-HOOK WITH BC200 BEAM CLAMP, SWIVEL

- Easy installation to beam flanges
- Rotates 360 degrees to support various directional runs of cable
- Provides optimal support for high-performance data cable, up to and including Cat 5e, Cat 6, Cat 6A, Cat 7 and fiber optic
- Provides superior fill capacity and load rating over most other non-continuous cable support alternatives
- Rounded edges on J-Hooks provide proper bend radius support for high performance data cables
- Cost effective alternative to expensive cable tray
- Complies with EN 50174-2
- Meets ISO®/IEC 14763-2, ANSI®/TIA 568 and ANSI®/TIA 569



Material: Steel
Finish: Pregalvanized, Electrogalvanized



Part #	Description	F ↓	↓ Cube
CAT16HPBC200B	1" dia, 1/2" Max Flange	60 lb	50 pc
CAT21HPBC200B	1 5/16" dia, 1/2" Max Flange	60 lb	50 pc
CAT32HPBC200B	2" dia, 1/2" Max Flange	60 lb	50 pc
CAT48HPBC200B	3" dia, 1/2" Max Flange	60 lb	25 pc
CAT64HPBC200B	4" dia, 1/2" Max Flange	60 lb	25 pc

Setscrew must be tightened and torqued onto the sloped side of the I-beam. Non-continuous supports may not exceed spacing of 5' (1.5 m) per TIA 569-C.9.7 and EN 50174-2. Cable capacity is calculated based on a 70% fill rate.

DATACOM/LOW VOLTAGE Cable Support Systems

CAT HP DOUBLE J-HOOK WITH BC200 BEAM CLAMP, SWIVEL

- Low-profile configuration providing double J-Hook capacity
- Easy installation to beam flanges
- Rotates 360 degrees to support various directional runs of cable
- Provides optimal support for high-performance data cable, up to and including Cat 5e, Cat 6, Cat 6A, Cat 7 and fiber optic
- Provides superior fill capacity and load rating over most other non-continuous cable support alternatives
- Rounded edges on J-Hooks provide proper bend radius support for high performance data cables
- Cost effective alternative to expensive cable tray
- Complies with EN 50174-2
- Meets ISO@/IEC 14763-2, ANSI@/TIA 568 and ANSI@/TIA 569



Material: Steel
Finish: Pregalvanized, Electrogalvanized

Part #	Description	F ↓	📦
CAT21HPD1BC2	1 5/16" dia, 5 1/8"	100 lb	10 pc
CAT32HPD1BC2	2" dia, 6 1/2"	100 lb	10 pc
CAT48HPD1BC2	3" dia, 8 1/2"	100 lb	10 pc
CAT64HPD1BC2	4" dia, 10 1/2"	100 lb	10 pc

Static load limit of each J-Hook is 60 lb (270 N). Setscrew must be tightened and torqued onto the sloped side of the I-beam. Non-continuous supports may not exceed spacing of 5' (1.5 m) per TIA 569-C.9.7 and EN 50174-2.

DATACOM/LOW VOLTAGE Cable Support Systems

CAT HP J-HOOK WITH BC BEAM CLAMP

- Easy installation to beam flanges
- Provides optimal support for high-performance data cable, up to and including Cat 5e, Cat 6, Cat 6A, Cat 7 and fiber optic
- Provides superior fill capacity and load rating over most other non-continuous cable support alternatives
- Rounded edges on J-Hooks provide proper bend radius support for high performance data cables
- Cost effective alternative to expensive cable tray
- Complies with EN 50174-2
- Meets ISO®/IEC 14763-2, ANSI®/TIA 568 and ANSI®/TIA 569



Material: Steel, Spring Steel
Finish: Pregalvanized, nVent CADDY Armour



Part #	Description	F ↓	↓ Cube
CAT16HPBC	1" dia, 1/2" Max Flange	60 lb	50 pc
CAT21HPBC	1 5/16" dia, 1/2" Max Flange	60 lb	50 pc
CAT32HPBC	2" dia, 1/2" Max Flange	60 lb	50 pc
CAT48HPBC	3" dia, 1/2" Max Flange	60 lb	25 pc
CAT64HPBC	4" dia, 1/2" Max Flange	60 lb	25 pc

Non-continuous supports may not exceed spacing of 5' (1.5 m) per TIA 569-C.9.7 and EN 50174-2. Cable capacity is calculated based on a 70% fill rate.

DATACOM/LOW VOLTAGE Cable Support Systems

CAT HP J-HOOK WITH BC BEAM CLAMP, SWIVEL

- Easy installation to beam flanges
- Rotates 360 degrees to support various directional runs of cable
- Provides optimal support for high-performance data cable, up to and including Cat 5e, Cat 6, Cat 6A, Cat 7 and fiber optic
- Provides superior fill capacity and load rating over most other non-continuous cable support alternatives
- Rounded edges on J-Hooks provide proper bend radius support for high performance data cables
- Cost effective alternative to expensive cable tray
- Complies with EN 50174-2
- Meets ISO@/IEC 14763-2, ANSI@/TIA 568 and ANSI@/TIA 569



Material: Steel, Spring Steel
Finish: Pregalvanized, nVent CADDY Armour



Part #	Description	F ↓	↓ Cube
CAT16HPBCB	1" dia, 1/2" Max Flange	60 lb	50 pc
CAT21HPBCB	1 5/16" dia, 1/2" Max Flange	60 lb	50 pc
CAT32HPBCB	2" dia, 1/2" Max Flange	60 lb	50 pc
CAT48HPBCB	3" dia, 1/2" Max Flange	60 lb	25 pc
CAT64HPBCB	4" dia, 1/2" Max Flange	60 lb	25 pc

Non-continuous supports may not exceed spacing of 5' (1.5 m) per TIA 569-C.9.7 and EN 50174-2. Cable capacity is calculated based on a 70% fill rate.

DATACOM/LOW VOLTAGE Cable Support Systems

CAT HP J-HOOK WITH BC26 BEAM CLAMP

- Easy installation to beam flanges
- Provides optimal support for high-performance data cable, up to and including Cat 5e, Cat 6, Cat 6A, Cat 7 and fiber optic
- Provides superior fill capacity and load rating over most other non-continuous cable support alternatives
- Rounded edges on J-Hooks provide proper bend radius support for high performance data cables
- Cost effective alternative to expensive cable tray
- Complies with EN 50174-2
- Meets ISO®/IEC 14763-2, ANSI®/TIA 568 and ANSI®/TIA 569



Material: Steel, Cast Iron
Finish: Pregalvanized, Electrogalvanized



Part #	Description		
CAT16HPBC26	1" dia, 13/16" Max Flange	60 lb	50 pc
CAT21HPBC26	1 5/16" dia, 13/16" Max Flange	60 lb	50 pc
CAT32HPBC26	2" dia, 13/16" Max Flange	60 lb	50 pc
CAT48HPBC26	3" dia, 13/16" Max Flange	60 lb	25 pc
CAT64HPBC26	4" dia, 13/16" Max Flange	60 lb	25 pc

Non-continuous supports may not exceed spacing of 5' (1.5 m) per TIA 569-C.9.7 and EN 50174-2. Cable capacity is calculated based on a 70% fill rate.

DATACOM/LOW VOLTAGE Cable Support Systems

CAT HP J-HOOK WITH HAMMER-ON FLANGE CLIP

- Requires only a hammer to install
- Provides optimal support for high-performance data cable, up to and including Cat 5e, Cat 6, Cat 6A, Cat 7 and fiber optic
- Provides superior fill capacity and load rating over most other non-continuous cable support alternatives
- Rounded edges on J-Hooks provide proper bend radius support for high performance data cables
- Cost effective alternative to expensive cable tray
- Complies with EN 50174-2
- Meets ISO®/IEC 14763-2, ANSI®/TIA 568 and ANSI®/TIA 569



Material: Steel, Spring Steel
Finish: Pregalvanized, nVent CADDY Armour



Part #	Description	F	
CAT16HP24SM	1" dia, 1/8"-1/4" Flange	60 lb	50 pc
CAT16HP58SM	1" dia, 5/16"-1/2" Flange	60 lb	50 pc
CAT16HP912SM	1" dia, 1/2"-3/4" Flange	60 lb	50 pc
CAT21HP24SM	1 5/16" dia, 1/8"-1/4" Flange	60 lb	50 pc
CAT21HP58SM	1 5/16" dia, 5/16"-1/2" Flange	60 lb	50 pc
CAT21HP912SM	1 5/16" dia, 1/2"-3/4" Flange	60 lb	50 pc
CAT32HP24SM	2" dia, 1/8"-1/4" Flange	60 lb	50 pc
CAT32HP58SM	2" dia, 5/16"-1/2" Flange	60 lb	50 pc
CAT32HP912SM	2" dia, 1/2"-3/4" Flange	60 lb	50 pc
CAT48HP24SM	3" dia, 1/8"-1/4" Flange	60 lb	25 pc
CAT48HP58SM	3" dia, 5/16"-1/2" Flange	60 lb	25 pc
CAT48HP912SM	3" dia, 1/2"-3/4" Flange	60 lb	25 pc
CAT64HP24SM	4" dia, 1/8"-1/4" Flange	60 lb	25 pc
CAT64HP58SM	4" dia, 5/16"-1/2" Flange	60 lb	25 pc
CAT64HP912SM	4" dia, 1/2"-3/4" Flange	60 lb	25 pc

Non-continuous supports may not exceed spacing of 5' (1.5 m) per TIA 569-C.9.7 and EN 50174-2. Cable capacity is calculated based on a 70% fill rate.

DATACOM/LOW VOLTAGE Cable Support Systems

CAT HP J-HOOK WITH HAMMER-ON FLANGE CLIP, SWIVEL

- Requires only a hammer to install
- Rotates 360 degrees to support various directional runs of cable
- Provides optimal support for high-performance data cable, up to and including Cat 5e, Cat 6, Cat 6A, Cat 7 and fiber optic
- Provides superior fill capacity and load rating over most other non-continuous cable support alternatives
- Rounded edges on J-Hooks provide proper bend radius support for high performance data cables
- Cost effective alternative to expensive cable tray
- Complies with EN 50174-2
- Meets ISO®/IEC 14763-2, ANSI®/TIA 568 and ANSI®/TIA 569



Material: Steel, Spring Steel
Finish: Pregalvanized, nVent CADDY Armour



Part #	Description	F ↓	↓
CAT16HP24	1" dia, 1/8"-1/4" Flange	60 lb	50 pc
CAT16HP58	1" dia, 5/16"-1/2" Flange	60 lb	50 pc
CAT16HP912	1" dia, 1/2"-3/4" Flange	60 lb	50 pc
CAT21HP24	1 5/16" dia, 1/8"-1/4" Flange	60 lb	50 pc
CAT21HP58	1 5/16" dia, 5/16"-1/2" Flange	60 lb	50 pc
CAT21HP912	1 5/16" dia, 1/2"-3/4" Flange	60 lb	50 pc
CAT32HP24	2" dia, 1/8"-1/4" Flange	60 lb	50 pc
CAT32HP58	2" dia, 5/16"-1/2" Flange	60 lb	50 pc
CAT32HP912	2" dia, 1/2"-3/4" Flange	60 lb	50 pc
CAT48HP24	3" dia, 1/8"-1/4" Flange	60 lb	25 pc
CAT48HP58	3" dia, 5/16"-1/2" Flange	60 lb	25 pc
CAT48HP912	3" dia, 1/2"-3/4" Flange	60 lb	25 pc
CAT64HP24	4" dia, 1/8"-1/4" Flange	60 lb	25 pc
CAT64HP58	4" dia, 5/16"-1/2" Flange	60 lb	25 pc
CAT64HP912	4" dia, 1/2"-3/4" Flange	60 lb	25 pc

Non-continuous supports may not exceed spacing of 5' (1.5 m) per TIA 569-C.9.7 and EN 50174-2. Cable capacity is calculated based on a 70% fill rate.



DATACOM/LOW VOLTAGE Cable Support Systems

CAT HP DOUBLE J-HOOK WITH HAMMER-ON FLANGE CLIP, SWIVEL

- Low-profile configuration providing double J-Hook capacity
- Requires only a hammer to install
- Rotates 360 degrees to support various directional runs of cable
- Provides optimal support for high-performance data cable, up to and including Cat 5e, Cat 6, Cat 6A, Cat 7 and fiber optic
- Provides superior fill capacity and load rating over most other non-continuous cable support alternatives
- Rounded edges on J-Hooks provide proper bend radius support for high performance data cables
- Cost effective alternative to expensive cable tray
- Complies with EN 50174-2
- Meets ISO@/IEC 14763-2, ANSI@/TIA 568 and ANSI@/TIA 569



Material: Steel, Spring Steel
Finish: Pregalvanized, nVent CADDY Armour

Part #	Description		
CAT21HPD1M24	1 5/16" dia, 5 1/8"	100 lb	10 pc
CAT32HPD1M24	2" dia, 6 1/2"	100 lb	10 pc
CAT48HPD1M24	3" dia, 8 1/2"	100 lb	10 pc
CAT64HPD1M24	4" dia, 10 1/2"	100 lb	10 pc

Static load limit of each J-Hook is 60 lb (270 N). Non-continuous supports may not exceed spacing of 5' (1.5 m) per TIA 569-C.9.7 and EN 50174-2.

DATACOM/LOW VOLTAGE Cable Support Systems



CAT HP J-HOOK WITH C PURLIN CLIP

- Hammer-on or install from the floor with the VAFT tool
- Provides optimal support for high-performance data cable, up to and including Cat 5e, Cat 6, Cat 6A, Cat 7 and fiber optic
- Provides superior fill capacity and load rating over most other non-continuous cable support alternatives
- Rounded edges on J-Hooks provide proper bend radius support for high performance data cables
- Cost effective alternative to expensive cable tray
- Complies with EN 50174-2
- Meets ISO®/IEC 14763-2, ANSI®/TIA 568 and ANSI®/TIA 569



Material: Steel, Spring Steel
Finish: Pregalvanized, nVent CADDY Armour



Part #	Description		
CAT16HPVF14	1" dia, 1/16"–1/4" Flange	60 lb	50 pc
CAT21HPVF14	1 5/16" dia, 1/16"–1/4" Flange	60 lb	50 pc
CAT32HPVF14	2" dia, 1/16"–1/4" Flange	60 lb	50 pc
CAT48HPVF14	3" dia, 1/16"–1/4" Flange	60 lb	25 pc
CAT64HPVF14	4" dia, 1/16"–1/4" Flange	60 lb	25 pc

Non-continuous supports may not exceed spacing of 5' (1.5 m) per TIA 569-C.9.7 and EN 50174-2. Cable capacity is calculated based on a 70% fill rate.

DATACOM/LOW VOLTAGE Cable Support Systems

CAT HP J-HOOK WITH Z PURLIN CLIP

- Hammer-on or install from the floor with the VAFT tool
- Provides optimal support for high-performance data cable, up to and including Cat 5e, Cat 6, Cat 6A, Cat 7 and fiber optic
- Provides superior fill capacity and load rating over most other non-continuous cable support alternatives
- Rounded edges on J-Hooks provide proper bend radius support for high performance data cables
- Cost effective alternative to expensive cable tray
- Complies with EN 50174-2
- Meets ISO®/IEC 14763-2, ANSI®/TIA 568 and ANSI®/TIA 569



Material: Steel, Spring Steel
Finish: Pregalvanized, nVent CADDY Armour



Part #	Description	F ↓	↓ Cube
CAT16HPAF14	1" dia, 1/16"–1/4" Flange	60 lb	50 pc
CAT21HPAF14	1 5/16" dia, 1/16"–1/4" Flange	60 lb	50 pc
CAT32HPAF14	2" dia, 1/16"–1/4" Flange	60 lb	50 pc
CAT48HPAF14	3" dia, 1/16"–1/4" Flange	60 lb	25 pc
CAT64HPAF14	4" dia, 1/16"–1/4" Flange	60 lb	25 pc

Non-continuous supports may not exceed spacing of 5' (1.5 m) per TIA 569-C.9.7 and EN 50174-2. Cable capacity is calculated based on a 70% fill rate.

DATACOM/LOW VOLTAGE Cable Support Systems

CAT HP J-HOOK WITH Z PURLIN CLIP, SWIVEL

- Requires only a hammer to install
- Rotates 360 degrees to support various directional runs of cable
- Provides optimal support for high-performance data cable, up to and including Cat 5e, Cat 6, Cat 6A, Cat 7 and fiber optic
- Provides superior fill capacity and load rating over most other non-continuous cable support alternatives
- Rounded edges on J-Hooks provide proper bend radius support for high performance data cables
- Cost effective alternative to expensive cable tray
- Complies with EN 50174-2
- Meets ISO®/IEC 14763-2, ANSI®/TIA 568 and ANSI®/TIA 569



Material: Steel, Spring Steel
Finish: Pregalvanized, nVent CADDY Armour



Part #	Description	F ↓	↓ Cube
CAT16HP123	1" dia, 0.06"–0.1" Flange	60 lb	50 pc
CAT21HP123	1 5/16" dia, 0.06"–0.1" Flange	60 lb	50 pc
CAT32HP123	2" dia, 0.06"–0.1" Flange	60 lb	50 pc
CAT48HP123	3" dia, 0.06"–0.1" Flange	60 lb	25 pc
CAT64HP123	4" dia, 0.06"–0.1" Flange	60 lb	25 pc

Non-continuous supports may not exceed spacing of 5' (1.5 m) per TIA 569-C.9.7 and EN 50174-2. Cable capacity is calculated based on a 70% fill rate.

DATACOM/LOW VOLTAGE Cable Support Systems

CAT HP J-HOOK WITH MULTI-FUNCTION CLIP

- Quick attachment to threaded rod or wire
- Fully adjustable and easy to relocate to accommodate changes once installed
- Provides optimal support for high-performance data cable, up to and including Cat 5e, Cat 6, Cat 6A, Cat 7 and fiber optic
- Provides superior fill capacity and load rating over most other non-continuous cable support alternatives
- Rounded edges on J-Hooks provide proper bend radius support for high performance data cables
- Cost effective alternative to expensive cable tray
- Complies with EN 50174-2
- Meets ISO@/IEC 14763-2, ANSI@/TIA 568 and ANSI@/TIA 569



Material: Steel, Spring Steel



Part #	Description	F ↓	↓
Finish: Pregalvanized, nVent CADDY Armour			
CAT16HP4Z34	1" dia, 1/4" Rod, #12-#8 Wire	30 lb	50 pc
CAT16HP6Z34	1" dia, 3/8" Rod	30 lb	50 pc
CAT16HP8Z34	1" dia, 1/2", 5/8" Rod	50 lb	50 pc
CAT21HP4Z34	1 5/16" dia, 1/4" Rod, #12-#8 Wire	30 lb	50 pc
CAT21HP6Z34	1 5/16" dia, 3/8" Rod	30 lb	50 pc
CAT21HP8Z34	1 5/16" dia, 1/2", 5/8" Rod	50 lb	50 pc
CAT32HP4Z34	2" dia, 1/4" Rod, #12-#8 Wire	30 lb	50 pc
CAT32HP6Z34	2" dia, 3/8" Rod	30 lb	50 pc
CAT32HP8Z34	2" dia, 1/2", 5/8" Rod	50 lb	25 pc
CAT48HP4Z34	3" dia, 1/4" Rod, #12-#8 Wire	30 lb	25 pc
CAT48HP6Z34	3" dia, 3/8" Rod	30 lb	25 pc
CAT48HP8Z34	3" dia, 1/2", 5/8" Rod	50 lb	25 pc
CAT64HP4Z34	4" dia, 1/4" Rod, #12-#8 Wire	30 lb	25 pc
CAT64HP6Z34	4" dia, 3/8" Rod	30 lb	25 pc
CAT64HP8Z34	4" dia, 1/2", 5/8" Rod	50 lb	50 pc
Finish: Pregalvanized, Painted, nVent CADDY Armour — Color: Black			
CAT32HPBA4Z34	2" dia, 1/4" Rod, #12-#8 Wire	30 lb	50 pc
Finish: Pregalvanized, Painted, nVent CADDY Armour — Color: White			
CAT21HPWH4Z34	1 5/16" dia, 1/4" Rod, #12-#8 Wire	30 lb	50 pc
CAT32HPWH4Z34	2" dia, 1/4" Rod, #12-#8 Wire	30 lb	50 pc

1/2" and 5/8" rod sizes are to be installed on threaded rod only. Non-continuous supports may not exceed spacing of 5' (1.5 m) per TIA 569-C.9.7 and EN 50174-2. Cable capacity is calculated based on a 70% fill rate.



DATACOM/LOW VOLTAGE Cable Support Systems

CAT HP J-HOOK WITH SHOT-FIRE BRACKET

- Provides optimal support for high-performance data cable, up to and including Cat 5e, Cat 6, Cat 6A, Cat 7 and fiber optic
- Complete with shot-fire bracket and pre-assembled drive pin from Powers Fasteners, Inc.
- Quickly and easily attaches to concrete, steel or composite metal decking
- Integrated pin installs easily using powder-actuated or single-shot gas-actuated tools
- Rounded edges on J-Hooks provide proper bend radius support for high performance data cables
- Provides superior fill capacity and load rating over most other non-continuous cable support alternatives
- Complies with EN 50174-2
- Meets ISO®/IEC 14763-2, ANSI®/TIA 568 and ANSI®/TIA 569
- ICC-ES ESR-2024 evaluation report available for drive pin from Powers Fasteners, Inc



Material: Steel
Finish: Electrogalvanized, Pregalvanized

Part #	Description		
CAT16HPSF	1" dia	60 lb	50 pc
CAT21HPSF	1 5/16" dia	60 lb	50 pc
CAT32HPSF	2" dia	60 lb	50 pc
CAT48HPSF	3" dia	60 lb	25 pc
CAT64HPSF	4" dia	60 lb	25 pc

Uses Powers Fasteners, Inc. part number 50032. Static load was established based on a 1" (25.4 mm) embedment depth and 3,000 psi (20.68 MPa) lightweight concrete. For variations in embedment and material please consult www.powers.com. Pre-assembled drive pin from Powers Fasteners, Inc. works with Powers® C4CZ, Simpson® GCN-MEPKT, SPIT® P1000, P200, P2201, P3500 / PA3500, P35s, P45, P60, P7201, Sniper; Ramset® 721, Cobra, D45 / D60 / D60L, M70, SA270, T3SS, TS750P, TS60P, Viper; Hilti® DX35, DX350 / DX351 / DX36M, DX100 / DX200, DX460, DXA40, DXA41, DXE72 / DX400; Würth Diva-1, BST-1, BST-2 or equivalent nailers.

DATACOM/LOW VOLTAGE Cable Support Systems

CAT HP J-HOOK WITH SHOT-FIRE DROP BAR

- Complete with shot-fire bracket and pre-assembled drive pin from Powers Fasteners, Inc.
- Quickly and easily attaches to concrete, steel or composite metal decking
- Integrated pin installs easily using powder-actuated or single-shot gas-actuated tools
- Specialized packaging simplifies material handling and minimizes sorting
- Provides optimal support for high-performance data cable, up to and including Cat 5e, Cat 6, Cat 6A, Cat 7 and fiber optic
- Rounded edges on J-Hooks provide proper bend radius support for high performance data cables
- Provides superior fill capacity and load rating over most other non-continuous cable support alternatives
- Complies with EN 50174-2
- Meets ISO@/IEC 14763-2, ANSI@/TIA 568 and ANSI@/TIA 569
- ICC-ES ESR-2024 evaluation report available for drive pin from Powers Fasteners, Inc



Material: Steel
Finish: Electrogalvanized, Pregalvanized



Part #	Description	F ↓	📦
DB12SFCAT32HP	2" dia, 12"	60 lb	20 pc
DB18SFCAT32HP	2" dia, 18"	60 lb	20 pc
DB24SFCAT32HP	2" dia, 24"	60 lb	20 pc
DB30SFCAT32HP	2" dia, 30"	60 lb	20 pc
DB36SFCAT32HP	2" dia, 36"	60 lb	20 pc
DB48SFCAT32HP	2" dia, 48"	60 lb	20 pc
DB15SFCAT64HP	4" dia, 14 1/2"	60 lb	20 pc
DB21SFCAT64HP	4" dia, 20 1/2"	60 lb	20 pc
DB27SFCAT64HP	4" dia, 26 1/2"	60 lb	20 pc
DB33SFCAT64HP	4" dia, 32 1/2"	60 lb	20 pc
DB39SFCAT64HP	4" dia, 38 1/2"	60 lb	20 pc
DB51SFCAT64HP	4" dia, 50 1/2"	60 lb	20 pc

Uses Powers Fasteners, Inc. part number 50032. Static load was established based on a 1" (25.4 mm) embedment depth and 3,000 psi (20.68 MPa) lightweight concrete. For variations in embedment and material please consult www.powers.com. Pre-assembled drive pin from Powers Fasteners, Inc. works with Powers® C4CZ, Simpson® GCN-MEPKT, SPIT® P1000, P200, P2201, P3500 / PA3500, P35s, P45, P60, P7201, Sniper; Ramset® 721, Cobra, D45 / D60 / D60L, M70, SA270, T3SS, TS750P, TS60P, Viper; Hilti® DX35, DX350 / DX351 / DX36M, DX100 / DX200, DX460, DXA40, DXA41, DXE72 / DX400; Würth Diva-1, BST-1, BST-2 or equivalent nailers.

DATACOM/LOW VOLTAGE Cable Support Systems

CAT HP J-HOOK WITH ANGLE BRACKET

- Ideal for attaching to concrete, steel or wood surfaces
- Provides optimal support for high-performance data cable, up to and including Cat 5e, Cat 6, Cat 6A, Cat 7 and fiber optic
- Provides superior fill capacity and load rating over most other non-continuous cable support alternatives
- Rounded edges on J-Hooks provide proper bend radius support for high performance data cables
- Cost effective alternative to expensive cable tray
- Complies with EN 50174-2
- Meets ISO®/IEC 14763-2, ANSI®/TIA 568 and ANSI®/TIA 569



Material: Steel
Finish: Pregalvanized



Part #	Description	F ↓	↓ Cube
CAT16HPAB	1" dia, 1/4" Hole	60 lb	50 pc
CAT21HPAB	1 5/16" dia, 1/4" Hole	60 lb	50 pc
CAT32HPAB	2" dia, 1/4" Hole	60 lb	50 pc
CAT48HPAB	3" dia, 1/4" Hole	60 lb	25 pc
CAT64HPAB	4" dia, 1/4" Hole	60 lb	25 pc

Non-continuous supports may not exceed spacing of 5' (1.5 m) per TIA 569-C.9.7 and EN 50174-2. Cable capacity is calculated based on a 70% fill rate.

DATACOM/LOW VOLTAGE Cable Support Systems



CAT HP J-HOOK WITH PIN DRIVEN ANGLE BRACKET

- Longer leg angle bracket for tool clearance
- Designed to fit a variety of pin drivers
- Provides optimal support for high-performance data cable, up to and including Cat 5e, Cat 6, Cat 6A, Cat 7 and fiber optic
- Provides superior fill capacity and load rating over most other non-continuous cable support alternatives
- Rounded edges on J-Hooks provide proper bend radius support for high performance data cables
- Cost effective alternative to expensive cable tray
- Complies with EN 50174-2
- Meets ISO@/IEC 14763-2, ANSI@/TIA 568 and ANSI@/TIA 569



Material: Steel
Finish: Pregalvanized



Part #	Description		
CAT16HPAFAB3	1" dia, 3/16" Hole	60 lb	50 pc
CAT21HPAFAB3	1 5/16" dia, 3/16" Hole	60 lb	50 pc
CAT21HPAFAB4	1 5/16" dia, 1/4" Hole	60 lb	50 pc
CAT21HPAFAB6	1 5/16" dia, 3/8" Hole	60 lb	50 pc
CAT32HPAFAB3	2" dia, 3/16" Hole	60 lb	50 pc
CAT32HPAFAB4	2" dia, 1/4" Hole	60 lb	50 pc
CAT32HPAFAB6	2" dia, 3/8" Hole	60 lb	50 pc
CAT48HPAFAB3	3" dia, 3/16" Hole	60 lb	25 pc
CAT48HPAFAB4	3" dia, 1/4" Hole	60 lb	25 pc
CAT48HPAFAB6	3" dia, 3/8" Hole	60 lb	25 pc
CAT64HPAFAB3	4" dia, 3/16" Hole	60 lb	25 pc
CAT64HPAFAB4	4" dia, 1/4" Hole	60 lb	25 pc
CAT64HPAFAB6	4" dia, 3/8" Hole	60 lb	25 pc

Non-continuous supports may not exceed spacing of 5' (1.5 m) per TIA 569-C.9.7 and EN 50174-2. Cable capacity is calculated based on a 70% fill rate.

DATACOM/LOW VOLTAGE Cable Support Systems

CAT HP J-HOOK WITH PEDESTAL CLAMP

- Easy installation to pedestals used under raised floors
- Provides optimal support for high-performance data cable, up to and including Cat 5e, Cat 6, Cat 6A, Cat 7 and fiber optic
- Provides superior fill capacity and load rating over most other non-continuous cable support alternatives
- Cost effective alternative to expensive cable tray
- Complies with EN 50174-2
- Meets ISO®/IEC 14763-2, ANSI®/TIA 568 and ANSI®/TIA 569



Material: Steel
Finish: Pregalvanized



Part #	Description	F ↓	↓ Cube
CAT16HPCD1B	1" dia, 3/4" Square, 7/8"-1 1/8" Round Pedestal	60 lb	50 pc
CAT21HPCD1B	1 5/16" dia, 3/4" Square, 7/8"-1 1/8" Round Pedestal	60 lb	50 pc
CAT32HPCD1B	2" dia, 3/4" Square, 7/8"-1 1/8" Round Pedestal	60 lb	50 pc
CAT48HPCD1B	3" dia, 3/4" Square, 7/8"-1 1/8" Round Pedestal	60 lb	25 pc
CAT64HPCD1B	4" dia, 3/4" Square, 7/8"-1 1/8" Round Pedestal	60 lb	25 pc

Non-continuous supports may not exceed spacing of 5' (1.5 m) per TIA 569-C.9.7 and EN 50174-2. Cable capacity is calculated based on a 70% fill rate.

DATACOM/LOW VOLTAGE Cable Support Systems

CAT HP J-HOOK WITH STRUT ATTACHMENT CLIP

- Attaches to open side of a strut channel
- Provides optimal support for high-performance data cable, up to and including Cat 5e, Cat 6, Cat 6A, Cat 7 and fiber optic
- Provides superior fill capacity and load rating over most other non-continuous cable support alternatives
- Cost effective alternative to expensive cable tray
- Complies with EN 50174-2
- Meets ISO®/IEC 14763-2, ANSI®/TIA 568 and ANSI®/TIA 569



Material: Steel, Spring Steel
Finish: Pregalvanized, nVent CADDY Armour



Part #	Description	F ↓	↓	↓
CAT16HPESC	1" dia	60 lb	50 pc	
CAT21HPESC	1 5/16" dia	60 lb	50 pc	
CAT32HPESC	2" dia	60 lb	50 pc	

Non-continuous supports may not exceed spacing of 5' (1.5 m) per TIA 569-C.9.7 and EN 50174-2. Cable capacity is calculated based on a 70% fill rate.

DATACOM/LOW VOLTAGE Cable Support Systems

CAT HP J-HOOK WITH T-GRID CLIP

- No installation tools required for basic clip
- Provides optimal support for high-performance data cable, up to and including Cat 5e, Cat 6, Cat 6A, Cat 7 and fiber optic
- Provides superior fill capacity and load rating over most other non-continuous cable support alternatives
- Rounded edges on J-Hooks provide proper bend radius support for high performance data cables
- Cost effective alternative to expensive cable tray
- Complies with EN 50174-2
- Meets ISO®/IEC 14763-2, ANSI®/TIA 568 and ANSI®/TIA 569



Material: Steel, Spring Steel
Finish: nVent CADDY Armour, Pregalvanized



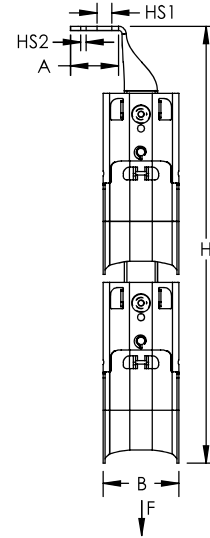
Part #	Description		
CAT16HPTS	1" dia	60 lb	50 pc

Additional support wire required per NEC® 300.11. Non-continuous supports may not exceed spacing of 5' (1.5 m) per TIA 569-C.9.7 and EN 50174-2. Cable capacity is calculated based on a 70% fill rate.

DATACOM/LOW VOLTAGE Cable Support Systems

CAT HP J-HOOK TREE, CEILING MOUNT

- Ideal for attaching to concrete, steel or wood surfaces
- Provides optimal support for high-performance data cable, up to and including Cat 5e, Cat 6, Cat 6A, Cat 7 and fiber optic
- Ready to use out of the box, saving installation time and labor
- Requires no screws, rivets or special tools for assembly
- Single- or double-sided tree configurations provide multiple J-Hooks with one structural attachment
- Provides superior fill capacity and load rating over most other non-continuous cable support alternatives
- Complies with EN 50174-2
- Meets ISO®/IEC 14763-2, ANSI®/TIA 568 and ANSI®/TIA 569



Material: Steel
Finish: Pregalvanized

Part #	Description	Hole Size HS1	Hole Size HS2	Static Load F1	Static Load F2	
Type: Double Sided						
CAT32HPDCM2	2" dia, 2 Tier	0.405"	0.185"	240 lb	180 lb	5 pc
CAT32HPDCM3	2" dia, 3 Tier	0.405"	0.185"	360 lb	180 lb	5 pc
CAT32HPDCM4	2" dia, 4 Tier	0.405"	0.185"	480 lb	180 lb	5 pc
CAT64HPDCM2	4" dia, 2 Tier	0.405"	0.185"	240 lb	180 lb	5 pc
CAT64HPDCM3	4" dia, 3 Tier	0.405"	0.185"	360 lb	180 lb	5 pc
CAT64HPDCM4	4" dia, 4 Tier	0.405"	0.185"	240 lb	180 lb	5 pc
Type: Single Sided						
CAT32HPSCM2	2" dia, 2 Tier	0.405"	0.185"	120 lb	120 lb	5 pc
CAT32HPSCM3	2" dia, 3 Tier	0.405"	0.185"	180 lb	180 lb	5 pc
CAT32HPSCM4	2" dia, 4 Tier	0.405"	0.185"	240 lb	180 lb	5 pc
CAT64HPSCM2	4" dia, 2 Tier	0.405"	0.185"	120 lb	120 lb	5 pc
CAT64HPSCM3	4" dia, 3 Tier	0.405"	0.185"	180 lb	180 lb	5 pc
CAT64HPSCM4	4" dia, 4 Tier	0.405"	0.185"	240 lb	180 lb	5 pc

Static loads represent maximum load limit of J-Hook tree. Static load limit of each J-Hook is 60 lb (270 N). Refer to Static Load 1 when fastening J-Hook tree using Hole Size 1. Refer to Static Load 2 when fastening J-Hook tree using Hole Size 2. Non-continuous supports may not exceed spacing of 5' (1.5 m) per TIA 569-C.9.7 and EN 50174-2.

DATACOM/LOW VOLTAGE Cable Support Systems

CAT HP J-HOOK TREE, FLANGE MOUNT

- Easy installation to beam flanges
- Provides optimal support for high-performance data cable, up to and including Cat 5e, Cat 6, Cat 6A, Cat 7 and fiber optic
- Ready to use out of the box, saving installation time and labor
- Requires no screws, rivets or special tools for assembly
- Single- or double-sided tree configurations provide multiple J-Hooks with one structural attachment
- Provides superior fill capacity and load rating over most other non-continuous cable support alternatives
- Complies with EN 50174-2
- Meets ISO®/IEC 14763-2, ANSI®/TIA 568 and ANSI®/TIA 569



Material: Steel
Finish: Pregalvanized

Part #	Description	F ↓	↓ Cube
Type: Double Sided			
CAT32HPDFM2	2" dia, 2 Tier	240 lb	5 pc
CAT32HPDFM3	2" dia, 3 Tier	360 lb	5 pc
CAT32HPDFM4	2" dia, 4 Tier	480 lb	5 pc
CAT64HPDFM2	4" dia, 2 Tier	240 lb	5 pc
CAT64HPDFM3	4" dia, 3 Tier	360 lb	5 pc
CAT64HPDFM4	4" dia, 4 Tier	480 lb	5 pc
Type: Single Sided			
CAT32HPSFM2	2" dia, 2 Tier	120 lb	5 pc
CAT32HPSFM3	2" dia, 3 Tier	180 lb	5 pc
CAT32HPSFM4	2" dia, 4 Tier	240 lb	5 pc
CAT64HPSFM2	4" dia, 2 Tier	120 lb	5 pc
CAT64HPSFM3	4" dia, 3 Tier	180 lb	5 pc
CAT64HPSFM4	4" dia, 4 Tier	240 lb	5 pc

Static loads represent maximum load limit of J-Hook tree. Static load limit of each J-Hook is 60 lb (270 N). Setscrew must be tightened and torqued onto the sloped side of the I-beam. Non-continuous supports may not exceed spacing of 5' (1.5 m) per TIA 569-C.9.7 and EN 50174-2. Recognizing that torque wrenches are generally not used or available on many job sites, the setscrew should be tightened so it contacts the I-beam and then an additional 1/4 to 1/2 turn added.

DATACOM/LOW VOLTAGE Cable Support Systems

CAT HP J-HOOK TREE, WALL MOUNT

- Ideal for attaching to concrete, steel or wood surfaces
- Provides optimal support for high-performance data cable, up to and including Cat 5e, Cat 6, Cat 6A, Cat 7 and fiber optic
- Ready to use out of the box, saving installation time and labor
- Requires no screws, rivets or special tools for assembly
- Provides superior fill capacity and load rating over most other non-continuous cable support alternatives
- Complies with EN 50174-2
- Meets ISO®/IEC 14763-2, ANSI®/TIA 568 and ANSI®/TIA 569



Material: Steel
Finish: Pregalvanized
Type: Single Sided

Part #	Description	F ↓	📦
CAT32HPSWM2	2" dia, 2 Tier	120 lb	5 pc
CAT32HPSWM3	2" dia, 3 Tier	180 lb	5 pc
CAT32HPSWM4	2" dia, 4 Tier	240 lb	5 pc
CAT64HPSWM2	4" dia, 2 Tier	120 lb	5 pc
CAT64HPSWM3	4" dia, 3 Tier	180 lb	5 pc
CAT64HPSWM4	4" dia, 4 Tier	240 lb	5 pc

Static loads represent maximum load limit of J-Hook tree. Static load limit of each J-Hook is 60 lb (270 N). Non-continuous supports may not exceed spacing of 5' (1.5 m) per TIA 569-C.9.7 and EN 50174-2.

DATACOM/LOW VOLTAGE Cable Support Systems

CAT HP J-HOOK CLIP TO BC200 BEAM CLAMP

- Easy installation to beam flanges
- Requires no screws, rivets or special tools for assembly
- J-Hooks feature bendable locking tabs that lock on to nVent CADDY Cat HP components to provide rigidity and stability
- Link to J-Hooks in one of multiple color options to aid in pathway identification and organization
- Customized J-Hook trees can be easily assembled with various J-Hook sizes, colors and configurations
- nVent CADDY Cat HP components easily attach to any size nVent CADDY Cat HP J-Hook



Material: Steel, Spring Steel
Finish: Electrogalvanized, nVent CADDY Armour



Part #	Description	F ↓	📦
CATHPBC200	1/8"–5/8" Flange	100 lb	25 pc

CAT HP J-HOOK CLIP TO BC200 BEAM CLAMP, SWIVEL

- Easy installation to beam flanges
- Rotates 360 degrees to support various directional runs of cable
- Requires no screws, rivets or special tools for assembly
- J-Hooks feature bendable locking tabs that lock on to nVent CADDY Cat HP components to provide rigidity and stability
- Link to J-Hooks in one of multiple color options to aid in pathway identification and organization
- Customized J-Hook trees can be easily assembled with various J-Hook sizes, colors and configurations
- nVent CADDY Cat HP components easily attach to any size nVent CADDY Cat HP J-Hook



Material: Steel, Spring Steel
Finish: Electrogalvanized, nVent CADDY Armour



Part #	Description	F ↓	📦
CATHPBC200B	1/8"–5/8" Flange	100 lb	25 pc

DATACOM/LOW VOLTAGE Cable Support Systems

CAT HP J-HOOK CLIP TO BC BEAM CLAMP

- Easy installation to beam flanges
- Requires no screws, rivets or special tools for assembly
- J-Hooks feature bendable locking tabs that lock on to nVent CADDY Cat HP components to provide rigidity and stability
- Link to J-Hooks in one of multiple color options to aid in pathway identification and organization
- Customized J-Hook trees can be easily assembled with various J-Hook sizes, colors and configurations
- nVent CADDY Cat HP components easily attach to any size nVent CADDY Cat HP J-Hook



Material: Steel, Spring Steel
Finish: Electrogalvanized, nVent CADDY Armour



Part #	Description	F ↓	☐
CATHPBC	1/8"–1/2" Flange	100 lb	50 pc

CAT HP J-HOOK CLIP TO BC BEAM CLAMP, SWIVEL

- Easy installation to beam flanges
- Rotates 360 degrees to support various directional runs of cable
- Requires no screws, rivets or special tools for assembly
- J-Hooks feature bendable locking tabs that lock on to nVent CADDY Cat HP components to provide rigidity and stability
- Link to J-Hooks in one of multiple color options to aid in pathway identification and organization
- Customized J-Hook trees can be easily assembled with various J-Hook sizes, colors and configurations
- nVent CADDY Cat HP components easily attach to any size nVent CADDY Cat HP J-Hook



Material: Steel, Spring Steel
Finish: Electrogalvanized, nVent CADDY Armour



Part #	Description	F ↓	☐
CATHPBCB	1/8"–1/2" Flange	60 lb	25 pc

DATACOM/LOW VOLTAGE Cable Support Systems

CAT HP J-HOOK CLIP TO BC26 BEAM CLAMP

- Easy installation to beam flanges
- Requires no screws, rivets or special tools for assembly
- J-Hooks feature bendable locking tabs that lock on to nVent CADDY Cat HP components to provide rigidity and stability
- Link to J-Hooks in one of multiple color options to aid in pathway identification and organization
- Customized J-Hook trees can be easily assembled with various J-Hook sizes, colors and configurations
- nVent CADDY Cat HP components easily attach to any size nVent CADDY Cat HP J-Hook



Material: Cast Iron, Spring Steel
Finish: Electrogalvanized, nVent CADDY Armour

Part #	Description			
CATHPBC26	nVent CADDY Cat HP J-Hook Clip to BC26 Beam Clamp	200 lb	100 lb	50 pc

Refer to Static Load 1 for top mount applications. Refer to Static Load 2 for bottom mount applications.



CAT HP J-HOOK CLIP TO HAMMER-ON FLANGE CLIP

- Requires only a hammer to install
- Requires no screws, rivets or special tools for assembly
- J-Hooks feature bendable locking tabs that lock on to nVent CADDY Cat HP components to provide rigidity and stability
- Link to J-Hooks in one of multiple color options to aid in pathway identification and organization
- Customized J-Hook trees can be easily assembled with various J-Hook sizes, colors and configurations
- nVent CADDY Cat HP components easily attach to any size nVent CADDY Cat HP J-Hook



Material: Spring Steel
Finish: nVent CADDY Armour



Part #	Description		
CATHP24SM	1/8"–1/4" Flange	200 lb	50 pc
CATHP58SM	5/16"–1/2" Flange	200 lb	50 pc
CATHP912SM	1/2"–3/4" Flange	200 lb	25 pc

DATACOM/LOW VOLTAGE Cable Support Systems

CAT HP J-HOOK CLIP TO HAMMER-ON FLANGE CLIP, SWIVEL

- Requires only a hammer to install
- Rotates 360 degrees to support various directional runs of cable
- Requires no screws, rivets or special tools for assembly
- J-Hooks feature bendable locking tabs that lock on to nVent CADDY Cat HP components to provide rigidity and stability
- Link to J-Hooks in one of multiple color options to aid in pathway identification and organization
- Customized J-Hook trees can be easily assembled with various J-Hook sizes, colors and configurations
- nVent CADDY Cat HP components easily attach to any size nVent CADDY Cat HP J-Hook



Material: Spring Steel
Finish: nVent CADDY Armour



Part #	Description	F ↓	↓ Cube
CATHP24	1/8"–1/4" Flange	75 lb	25 pc
CATHP58	5/16"–1/2" Flange	75 lb	25 pc
CATHP912	1/2"–3/4" Flange	75 lb	25 pc

DATACOM/LOW VOLTAGE Cable Support Systems

CAT HP J-HOOK CLIP TO C PURLIN CLIP

- Hammer-on or install from the floor with the VAFT tool
- Requires no screws, rivets or special tools for assembly
- J-Hooks feature bendable locking tabs that lock on to nVent CADDY Cat HP components to provide rigidity and stability
- Link to J-Hooks in one of multiple color options to aid in pathway identification and organization
- Customized J-Hook trees can be easily assembled with various J-Hook sizes, colors and configurations
- nVent CADDY Cat HP components easily attach to any size nVent CADDY Cat HP J-Hook



Material: Spring Steel
Finish: nVent CADDY Armour



Part #	Description	F ↓	📦
CATHPVF14	1/16"–1/4" Flange	160 lb	50 pc

CAT HP J-HOOK CLIP TO Z PURLIN CLIP

- Requires only a hammer to install
- Requires no screws, rivets or special tools for assembly
- J-Hooks feature bendable locking tabs that lock on to nVent CADDY Cat HP components to provide rigidity and stability
- Link to J-Hooks in one of multiple color options to aid in pathway identification and organization
- Customized J-Hook trees can be easily assembled with various J-Hook sizes, colors and configurations
- nVent CADDY Cat HP components easily attach to any size nVent CADDY Cat HP J-Hook



Material: Spring Steel
Finish: nVent CADDY Armour



Part #	Description	F ↓	📦
CATHPAF14	1/16"–1/4" Flange	100 lb	50 pc

DATACOM/LOW VOLTAGE Cable Support Systems

CAT HP J-HOOK CLIP TO Z PURLIN CLIP, SWIVEL

- Requires only a hammer to install
- Rotates 360 degrees to support various directional runs of cable
- Requires no screws, rivets or special tools for assembly
- J-Hooks feature bendable locking tabs that lock on to nVent CADDY Cat HP components to provide rigidity and stability
- Link to J-Hooks in one of multiple color options to aid in pathway identification and organization
- Customized J-Hook trees can be easily assembled with various J-Hook sizes, colors and configurations
- nVent CADDY Cat HP components easily attach to any size nVent CADDY Cat HP J-Hook



Material: Steel, Spring Steel
Finish: Pregalvanized, nVent CADDY Armour



Part #	Description	F	Box
CATHP123	0.06"–0.1" Flange	100 lb	50 pc

CAT HP J-HOOK CLIP TO ROD/WIRE CLIP

- Quick attachment to threaded rod or wire
- Requires no screws, rivets or special tools for assembly
- J-Hooks feature bendable locking tabs that lock on to nVent CADDY Cat HP components to provide rigidity and stability
- Link to J-Hooks in one of multiple color options to aid in pathway identification and organization
- Customized J-Hook trees can be easily assembled with various J-Hook sizes, colors and configurations
- nVent CADDY Cat HP components easily attach to any size nVent CADDY Cat HP J-Hook



Material: Spring Steel
Finish: nVent CADDY Armour



Part #	Description	F	Box
CATHP4Z34	1/4" Rod, #12–#8 Wire	30 lb	50 pc
CATHP6Z34	3/8" Rod	30 lb	50 pc
CATHP8Z34	1/2", 5/8" Rod	50 lb	100 pc

1/2" and 5/8" rod sizes are to be installed on threaded rod only. Recommended for use with nVent CADDY Cat HP J-Hooks with a diameter of 2" (50 mm) or less.

DATACOM/LOW VOLTAGE Cable Support Systems



CAT HP J-HOOK CLIP TO STRUT CLIP

- Easily attaches to the side of strut
- Requires no screws, rivets or special tools for assembly
- J-Hooks feature bendable locking tabs that lock on to nVent CADDY Cat HP components to provide rigidity and stability
- Link to J-Hooks in one of multiple color options to aid in pathway identification and organization
- Customized J-Hook trees can be easily assembled with various J-Hook sizes, colors and configurations
- nVent CADDY Cat HP components easily attach to any size nVent CADDY Cat HP J-Hook



Material: Steel, Spring Steel
Finish: nVent CADDY Armour



Part #	Description		
CATHPESC	nVent CADDY Cat HP J-Hook Clip to Strut Clip	100 lb	50 pc

DATACOM/LOW VOLTAGE Cable Support Systems

CAT HP J-HOOK CLIP TO PEDESTAL CLAMP

- Easy installation to pedestals used under raised floors
- Requires no screws, rivets or special tools for assembly
- J-Hooks feature bendable locking tabs that lock on to nVent CADDY Cat HP components to provide rigidity and stability
- Link to J-Hooks in one of multiple color options to aid in pathway identification and organization
- Customized J-Hook trees can be easily assembled with various J-Hook sizes, colors and configurations
- nVent CADDY Cat HP components easily attach to any size nVent CADDY Cat HP J-Hook



Material: Steel, Spring Steel
Finish: Electrogalvanized, nVent CADDY Armour



Part #	Description	F ↓	📦
CATHPCD0B	3/4" Round Pedestal	15 lb	25 pc
CATHPCD1B	3/4" Square, 7/8"-1 1/8" Round Pedestal	15 lb	25 pc
CATHPCD2B	7/8" Square Pedestal	15 lb	25 pc
CATHPCD2.5B	1" Square Pedestal	15 lb	25 pc
CATHPCD3B	1 1/2" Round Pedestal	15 lb	25 pc

CAT HP J-HOOK CLIP TO UNIVERSAL PEDESTAL CLAMP

- Clip allows for fast installation of cable management systems in data centers and computer rooms
- Stainless steel construction of bracket and hardware reduces potential for galvanic corrosion when used for mesh bonding
- Eliminates the need for separate mounting brackets for different pedestal types or sizes
- Can be combined with nVent ERICO Mesh Bonding Network Connectors (MBNC240, MBNC240A, MBNC82) for bonding to various pedestal sizes for Mesh Bonding Networks



Material: Stainless Steel 304 (EN 1.4301)

Part #	Description	📦
UPCJ	7/8"-2" Round, 7/8"-2" Square Pedestal	25 pc



DATACOM/LOW VOLTAGE Cable Support Systems

CAT HP J-HOOK BRACKET WITH SHOT-FIRE BRACKET

- Link to J-Hooks in one of multiple color options to aid in pathway identification and organization
- Complete with shot-fire bracket and pre-assembled drive pin from Powers Fasteners, Inc.
- Quickly and easily attaches to concrete, steel or composite metal decking
- Integrated pin installs easily using powder-actuated or single-shot gas-actuated tools
- J-Hooks feature bendable locking tabs that lock on to nVent CADDY Cat HP components to provide rigidity and stability
- Customized J-Hook trees can be easily assembled with various J-Hook sizes, colors and configurations
- nVent CADDY Cat HP components easily attach to any size nVent CADDY Cat HP J-Hook
- ICC-ES ESR-2024 evaluation report available for drive pin from Powers Fasteners, Inc



Material: Steel, Spring Steel
Finish: Electrogalvanized, nVent CADDY Armour

Part #	Description		
CATHPABSF	nVent CADDY Cat HP J-Hook Bracket with Shot-Fire Bracket	100 lb	50 pc

For shot-fired supports in seismic design category D, E, or F, maximum load is the lesser of 90 lb (400 N) or the published load.

DATACOM/LOW VOLTAGE Cable Support Systems

CAT HP J-HOOK ANGLE BRACKET

- Ideal for attaching to threaded rod, concrete, steel or wood surfaces
- Requires no screws, rivets or special tools for assembly
- J-Hooks feature bendable locking tabs that lock on to nVent CADDY Cat HP components to provide rigidity and stability
- Link to J-Hooks in one of multiple color options to aid in pathway identification and organization
- Customized J-Hook trees can be easily assembled with various J-Hook sizes, colors and configurations
- nVent CADDY Cat HP components easily attach to any size nVent CADDY Cat HP J-Hook



Material: Spring Steel
Finish: nVent CADDY Armour



Part #	Description	F	Box
CATHPAN	3/16" Hole	160 lb	50 pc
CATHPA4	1/4" Hole	150 lb	50 pc
CATHPA6	3/8" Hole	200 lb	50 pc

CAT HP J-HOOK STRAIGHT BRACKET

- Can be attached to various nVent CADDY fasteners or screwed directly to a wall
- Ideal for attaching to concrete, steel or wood surfaces
- Requires no screws, rivets or special tools for assembly
- J-Hooks feature bendable locking tabs that lock on to nVent CADDY Cat HP components to provide rigidity and stability
- Link to J-Hooks in one of multiple color options to aid in pathway identification and organization
- Customized J-Hook trees can be easily assembled with various J-Hook sizes, colors and configurations
- nVent CADDY Cat HP components easily attach to any size nVent CADDY Cat HP J-Hook



Material: Spring Steel
Finish: nVent CADDY Armour



Part #	Description	F	Box
CATHPS4	1/4" Hole	200 lb	50 pc

DATACOM/LOW VOLTAGE Cable Support Systems

CAT HP J-HOOK TREE MOUNT BRACKET

- Requires no screws, rivets or special tools for assembly
- J-Hooks feature bendable locking tabs that lock on to nVent CADDY Cat HP components to provide rigidity and stability
- Link to J-Hooks in one of multiple color options to aid in pathway identification and organization
- Customized J-Hook trees can be easily assembled with various J-Hook sizes, colors and configurations
- nVent CADDY Cat HP components easily attach to any size nVent CADDY Cat HP J-Hook



Material: Spring Steel
Finish: nVent CADDY Armour



Part #	Description	F ↓	↓ Cube
CATHPTM	nVent CADDY Cat HP J-Hook Tree Mount Bracket	200 lb	50 pc

CAT HP CABLE PULLER KIT

- Minimizes pulling tension per TIA 568-C.5.3.1 during the installation of high-performance data cables
- Includes retainer, screw, angle bracket, tree mount bracket, carabiner hook and beam clamp



Material: Steel, Spring Steel
Finish: Pregalvanized, nVent CADDY Armour

Part #	Description	↓ Cube
CATHPPLR	nVent CADDY Cat HP Cable Puller Kit	2 pc

DATACOM/LOW VOLTAGE Cable Support Systems


CAT HP EXTENDED ANGLE BRACKET

- Allows for quick installation of J-Hooks to ceiling at set heights
- Allows for field creation of custom J-Hook trees
- Secure fit to J-Hooks means no shifting or movement of the J-Hook during cable installation



Material: Steel
Finish: Pregalvanized




Part #	Description	
CATHBA	1/4" Hole	40 pc
CATHBA3	3/16" Hole	40 pc
CATHBA6	3/8" Hole	40 pc
CATHBA8	1/2" Hole	40 pc

CAT HP WIRE RETAINER

- Replacement wire retainer for nVent CADDY Cat HP J-Hooks
- Provides 360 degree containment for cables



Material: Steel
Finish: Pregalvanized

Part #	Description	
RET16B50	1" dia	50 pc
RET21B50	1 5/16" dia	50 pc
RET32B50	2" dia	50 pc
RET48B25	3" dia	25 pc
RET64B25	4" dia	25 pc

DATACOM/LOW VOLTAGE Cable Support Systems

NVENT CADDY CABLECAT J-HOOK

- Many sizes and designs available to attach to a variety of structures
- Cost effective alternative to expensive cable tray
- Galvanized finish on J-Hooks provide smoother cable pull and greater corrosion resistance
- cULus® Listed and complies with NEC® and TIA requirements for structured cabling systems



Material: Steel
Finish: Pregalvanized



Part #	Description	
CAT12	PG, 0.75" dia	50 pc


CABLECAT J-HOOK WITH BC BEAM CLAMP

- Beam clamp with attached nVent CADDY Cablecat J-Hook
- Supports low voltage cables



Material: Steel
Finish: Pregalvanized, nVent CADDY Armour



Part #	Description	
CAT12BC	3/4" dia	40 pc
CAT21BC	1 5/16" dia	40 pc

DATACOM/LOW VOLTAGE
Cable Support Systems

CABLECAT J-HOOK WITH BC BEAM CLAMP, SWIVEL

- Beam clamp with attached nVent CADDY Cablecat J-Hook
- Supports low voltage cables



Material: Steel
Finish: Pregalvanized, nVent CADDY Armour



Part #	Description	
CAT12BCB	3/4" dia, 1/8"-1/2" Flange	40 pc

CABLECAT J-HOOK WITH BC200 BEAM CLAMP

- Beam clamp with attached nVent CADDY Cablecat J-Hook
- Supports low voltage cables



Material: Steel
Finish: Pregalvanized



Part #	Description	
CAT12BC200	3/4" dia, 1/8"-1/2" Flange	40 pc

CABLECAT J-HOOK WITH BC200 BEAM CLAMP, SWIVEL

- Beam clamp with attached nVent CADDY Cablecat J-Hook
- Supports low voltage cables
- Rotates 360 degrees to support various directional runs of cable



Material: Steel
Finish: Pregalvanized



Part #	Description	
CAT12BC200B	3/4" dia, 1/8"-1/2" Flange	40 pc

DATACOM/LOW VOLTAGE Cable Support Systems


CABLECAT J-HOOK WITH HAMMER-ON FLANGE CLIP

- Hammer-on beam clamp with attached nVent CADDY Cablecat J-Hook
- Supports low voltage cables



Material: Steel, Spring Steel
Finish: Pregalvanized, nVent CADDY Armour



Part #	Description	
CAT1224SM	3/4" dia, 1/8"-1/4" Flange	40 pc
CAT1258SM	3/4" dia, 5/16"-1/2" Flange	40 pc
CAT12912SM	3/4" dia, 9/16"-3/4" Flange	40 pc

CABLECAT J-HOOK WITH HAMMER-ON FLANGE CLIP, SWIVEL

- Hammer-on beam clamp with attached nVent CADDY Cablecat J-Hook
- Supports low voltage cables
- Rotates 360 degrees to support various directional runs of cable



Material: Steel, Spring Steel
Finish: Pregalvanized, nVent CADDY Armour



Part #	Description	
CAT1224	3/4" dia, 1/8"-1/4" Flange	40 pc
CAT1258	3/4" dia, 5/16"-1/2" Flange	40 pc
CAT12912	3/4" dia, 9/16"-3/4" Flange	20 pc
CAT3224	2" dia, 1/8"-1/4" Flange	20 pc

DATACOM/LOW VOLTAGE Cable Support Systems


CABLECAT J-HOOK WITH C PURLIN CLIP

- Purlin clip with attached nVent CADDY Cablecat J-Hook
- Supports low voltage cables



Material: Steel, Spring Steel
Finish: Pregalvanized, nVent CADDY Armour



Part #	Description	
CAT12VF14	3/4" dia, 1/16"-1/4" Flange	40 pc

CABLECAT J-HOOK WITH Z PURLIN CLIP

- Purlin clip with attached nVent CADDY Cablecat J-Hook
- Supports low voltage cables



Material: Steel, Spring Steel
Finish: Pregalvanized, nVent CADDY Armour



Part #	Description	
CAT12AF14	3/4" dia, 1/16"-1/4" Flange	40 pc

CABLECAT J-HOOK WITH PEDESTAL CLAMP

- Pedestal mount with attached nVent CADDY Cablecat J-Hook
- Supports low voltage cables



Material: Steel
Finish: Pregalvanized



Part #	Description	
CAT12CD1B	3/4" dia, 3/4" Square, 7/8"-1 1/8" Round Pedestal	40 pc

DATACOM/LOW VOLTAGE Cable Support Systems

CABLECAT J-HOOK WITH ROD/WIRE CLIP

- Threaded rod attachment with attached nVent CADDY Cablecat J-Hook
- Supports low voltage cables



Material: Steel, Spring Steel
Finish: Pregalvanized, nVent CADDY Armour



Part #	Description	
CAT124Z34	3/4" dia, 1/8"-3/8" Flange, 1/4" Rod	40 pc
CAT126Z34	3/4" dia, 3/8"-7/16" Flange, 3/8" Rod	60 pc
CAT128Z34	3/4" dia, 1/2", 5/8" Rod	50 pc

1/2" and 5/8" rod sizes are to be installed on threaded rod only.

CABLECAT J-HOOK WITH T-GRID CLIP

- T-Grid attachment with attached nVent CADDY Cablecat J-Hook
- Supports low voltage cables



Material: Steel, Spring Steel
Finish: Pregalvanized, nVent CADDY Armour



Part #	Description	
CAT12TS	3/4" dia	60 pc

DATACOM/LOW VOLTAGE Cable Support Systems

CABLECAT T-GRID CLIP FOR J-HOOKS

- T-Grid attachment for nVent CADDY Cablecat J-Hook support
- Supports low voltage cables



Material: Spring Steel
Finish: nVent CADDY Armour



Part #	Description	
CATTS	nVent CADDY Cablecat T-Grid Clip for J-Hooks	100 pc

Additional support wire required per NEC® 300.11.

CABLECAT J-HOOK WITH SHOT-FIRE BRACKET

- Cost effective alternative to expensive cable tray
- Galvanized finish on J-Hooks provide smoother cable pull and greater corrosion resistance
- Complete with shot-fire bracket and pre-assembled drive pin from Powers Fasteners, Inc.
- Quickly and easily attaches to concrete, steel or composite metal decking
- Integrated pin installs easily using powder-actuated or single-shot gas-actuated tools
- ICC-ES ESR-2024 evaluation report available for drive pin from Powers Fasteners, Inc



Material: Steel
Finish: Electrogalvanized, Pregalvanized

Part #	Description	
CAT12SF	3/4" dia	50 pc

Uses Powers Fasteners, Inc. part number 50032. Pre-assembled drive pin from Powers Fasteners, Inc. works with Powers® C4CZ, Simpson® GCN-MEPKT, SPIT® P1000, P200, P2201, P3500 / PA3500, P35s, P45, P60, P7201, Sniper; Ramset® 721, Cobra, D45 / D60 / D60L, M70, SA270, T3SS, TS750P, TS60P, Viper; Hilti® DX35, DX350 / DX351 / DX36M, DX100 / DX200, DX460, DXA40, DXA41, DXE72 / DX400; Würth Diva-1, BST-1, BST-2 or equivalent nailers.

DATACOM/LOW VOLTAGE Cable Support Systems

CABLECAT J-HOOK WITH ANGLE BRACKET

- Angle bracket support with attached nVent CADDY Cablecat J-Hook
- Supports low voltage cables



Material: Steel
Finish: Pregalvanized




Part #	Description	
CAT12AB	3/4" dia, 1/4" Hole	40 pc
CAT21AB	1 5/16" dia, 1/4" Hole	40 pc

CABLECAT J-HOOK WITH PIN DRIVEN ANGLE BRACKET

- Angle bracket support with attached nVent CADDY Cablecat J-Hook
- Supports low voltage cables




Material: Steel
Finish: Pregalvanized

Part #	Description	
CAT12AFAB3	3/4" dia, 3/16" Hole	50 pc

DATACOM/LOW VOLTAGE Cable Support Systems

NVENT CADDY CAT CM U-HOOK

- Provides optimal support for high-performance data cable, up to and including Cat 5e, Cat 6, Cat 6A, Cat 7 and fiber optic
- System offers a convenient pathway for wires and cables
- Specially designed U-Hooks have large-diameter, rounded support surfaces
- U-Hooks can be mounted vertically along the same drop rod to create a tree configuration
- Cantilever mounting allows U-Hooks to be mounted to walls and columns with brackets
- Rounded edges help prevent over-bending and kinking of cables
- Ideal for retrofit applications where cable runs need to be routed around existing building infrastructure
- Compliant with NEC® and ANSI®/TIA structured cabling systems standards



Material: Steel
Finish: ElectroGalvanized




Part #	Description	F ↓	📦
CAT200CMLN	8"	100 lb	10 pc
CAT300CMLN	12"	100 lb	10 pc

DATACOM/LOW VOLTAGE Cable Support Systems

CAT CM U-HOOK, STRUT MOUNT

- Provides optimal support for high-performance data cable, up to and including Cat 5e, Cat 6, Cat 6A, Cat 7 and fiber optic
- Integrated quick-attach T-nut allows U-Hooks to be quickly mounted to strut
- System offers a convenient pathway for wires and cables
- Specially designed U-Hooks have large-diameter, rounded support surfaces
- Rounded edges help prevent over-bending and kinking of cables
- Ideal for retrofit applications where cable runs need to be routed around existing building infrastructure
- Compliant with NEC® and ANSI®/TIA structured cabling systems standards



Material: Steel
Finish: Electrogalvanized
Included Components: Quick-Attach T-Nut



Part #	Description	F	Box
CAT200CM	8"	100 lb	10 pc
CAT300CM	12"	100 lb	10 pc

CAT CM DOUBLE J-HOOK

- Provides optimal support for high-performance data cable, up to and including Cat 5e, Cat 6, Cat 6A, Cat 7 and fiber optic
- System offers a convenient pathway for wires and cables
- Double J-Hooks can be mounted vertically along the same drop rod to create a tree configuration
- Allows addition of cables even when fixed flush to overhead decking
- Specially designed double J-Hook has large-diameter, rounded support surfaces
- Rounded edges help prevent over-bending and kinking of cables
- Ideal for retrofit applications where cable runs need to be routed around existing building infrastructure
- Compliant with NEC® and ANSI®/TIA structured cabling systems standards



Material: Steel
Finish: Electrogalvanized




Part #	Description	Box
CAT100CM	70 Cable Capacity, Cat 5e, 30 Cable Capacity, Cat 6A	20 pc

Area shown is the combined value for both sides. Divide by 2 for area of each side.


DATACOM/LOW VOLTAGE Cable Support Systems

CAT CM ROLLER

- Retains cables while supporting cable pulls



Material: Steel
Finish: Pregalvanized


Part #	Description	
CATRL200CM	8"	10 pc
CATRL300CM	12"	10 pc

CAT CM WIRE RETAINER

- Provides 360 degree containment for cables



Material: Steel
Finish: Pregalvanized

Part #	Description	
CATRT200CM	9.525"	50 pc
CATRT300CM	13.5"	50 pc

NVENT CADDY CAT CM PROTECTION TUBE

- Protects high performance data cables from coming in contact with threaded rod
- Minimizes the risk of cutting or abrading cable sheaths while pulling cable



Material: Steel
Finish: Electrogalvanized

Part #	Description	
CATTBCM	5/8" dia	30 pc

DATACOM/LOW VOLTAGE Cable Support Systems

CAT CM WALL BRACKET

- Allows nVent CADDY Cat CM U-Hooks to be mounted to walls and columns



Material: Steel
Finish: Pregalvanized

Part #	Description	
CATWMCM	8"	10 pc

NVENT CADDY CAT 425 ADJUSTABLE CABLE SUPPORT

- Provides optimal support for high-performance data cable, up to and including Cat 5e, Cat 6, Cat 6A, Cat 7 and fiber optic
- Simple unlocking and locking of bar allows for additional cables to be added easily after installation
- Adjustable strap allows for multiple support sizes to reduce inventory
- Cost effective alternative to expensive cable tray
- cULus® Listed and complies with NEC® and TIA requirements for structured cabling systems
- Suitable for air handling spaces (plenum)



Material: Steel, Polyethylene
Finish: Electrogalvanized



Part #	Description	F	
CAT425	4", 6" dia, 1/4" Hole	100 lb	10 pc
CAT425A6	4", 6" dia, 3/8" Hole	100 lb	10 pc

DATACOM/LOW VOLTAGE Cable Support Systems

CAT 425 WALL MOUNT ADJUSTABLE CABLE SUPPORT

- Provides optimal support for high-performance data cable, up to and including Cat 5e, Cat 6, Cat 6A, Cat 7 and fiber optic
- Simple unlocking and locking of bar allows for additional cables to be added easily after installation
- Adjustable strap allows for multiple support sizes to reduce inventory
- Cost effective alternative to expensive cable tray
- cULus® Listed and complies with NEC® and TIA requirements for structured cabling systems
- Suitable for air handling spaces (plenum)



Material: Steel, Polyethylene
Finish: ElectroGalvanized



Part #	Description	F ↓	☐
CAT425WM	4", 6" dia	100 lb	10 pc

CAT 425 ADJUSTABLE CABLE SUPPORT WITH BC BEAM CLAMP

- Easy installation to beam flanges
- Rotates 360 degrees to support various directional runs of cable
- Provides optimal support for high-performance data cable, up to and including Cat 5e, Cat 6, Cat 6A, Cat 7 and fiber optic
- Simple unlocking and locking of bar allows for additional cables to be added easily after installation
- Adjustable strap allows for multiple support sizes to reduce inventory
- Cost effective alternative to expensive cable tray
- cULus® Listed and complies with NEC® and TIA requirements for structured cabling systems
- Suitable for air handling spaces (plenum)



Material: Steel, Polyethylene
Finish: nVent CADDY Armour, ElectroGalvanized



Part #	Description	F ↓	☐
CAT425BC	4", 6" dia, 0.13"-0.5" Flange	100 lb	10 pc

DATACOM/LOW VOLTAGE Cable Support Systems

CAT 425 ADJUSTABLE CABLE SUPPORT WITH BC200 BEAM CLAMP

- Easy installation to beam flanges
- Rotates 360 degrees to support various directional runs of cable
- Provides optimal support for high-performance data cable, up to and including Cat 5e, Cat 6, Cat 6A, Cat 7 and fiber optic
- Simple unlocking and locking of bar allows for additional cables to be added easily after installation
- Adjustable strap allows for multiple support sizes to reduce inventory
- Cost effective alternative to expensive cable tray
- cULus® Listed and complies with NEC® and TIA requirements for structured cabling systems
- Suitable for air handling spaces (plenum)



Material: Steel, Polyethylene
Finish: Electrogalvanized



Part #	Description	F ↓	↓ Cube
CAT425BC200	4", 6" dia, 1/8"-1/2" Flange	100 lb	10 pc

CAT 425 ADJUSTABLE CABLE SUPPORT WITH FLANGE CLIP

- Requires only a hammer to install
- Provides optimal support for high-performance data cable, up to and including Cat 5e, Cat 6, Cat 6A, Cat 7 and fiber optic
- Simple unlocking and locking of bar allows for additional cables to be added easily after installation
- Adjustable strap allows for multiple support sizes to reduce inventory
- Cost effective alternative to expensive cable tray
- cULus® Listed and complies with NEC® and TIA requirements for structured cabling systems
- Suitable for air handling spaces (plenum)



Material: Steel, Polyethylene, Spring Steel
Finish: nVent CADDY Armour, Electrogalvanized



Part #	Description	F ↓	↓ Cube
CAT42524SM	4", 6" dia, 1/8"-1/4" Flange	100 lb	10 pc
CAT42558SM	4", 6" dia, 5/16"-1/2" Flange	100 lb	10 pc
CAT425912SM	4", 6" dia, 9/16"-3/4" Flange	100 lb	10 pc

DATACOM/LOW VOLTAGE Cable Support Systems

CAT 425 ADJUSTABLE CABLE SUPPORT WITH C PURLIN CLIP

- Requires only a hammer to install
- Provides optimal support for high-performance data cable, up to and including Cat 5e, Cat 6, Cat 6A, Cat 7 and fiber optic
- Simple unlocking and locking of bar allows for additional cables to be added easily after installation
- Adjustable strap allows for multiple support sizes to reduce inventory
- Cost effective alternative to expensive cable tray
- cULus® Listed and complies with NEC® and TIA requirements for structured cabling systems
- Suitable for air handling spaces (plenum)



Material: Steel, Polyethylene, Spring Steel
Finish: ElectroGalvanized, nVent CADDY Armour



Part #	Description	F ↓	📦
CAT425VF14	4", 6" dia, 1/16"-1/4" Flange	100 lb	10 pc

CAT 425 ADJUSTABLE CABLE SUPPORT WITH Z PURLIN CLIP

- Requires only a hammer to install
- Provides optimal support for high-performance data cable, up to and including Cat 5e, Cat 6, Cat 6A, Cat 7 and fiber optic
- Simple unlocking and locking of bar allows for additional cables to be added easily after installation
- Adjustable strap allows for multiple support sizes to reduce inventory
- Cost effective alternative to expensive cable tray
- cULus® Listed and complies with NEC® and TIA requirements for structured cabling systems
- Suitable for air handling spaces (plenum)



Material: Steel, Polyethylene, Spring Steel
Finish: nVent CADDY Armour, ElectroGalvanized



Part #	Description	F ↓	📦
CAT425AF14	4", 6" dia, 1/16"-1/4" Flange	100 lb	10 pc

DATACOM/LOW VOLTAGE Cable Support Systems

CAT 425 ADJUSTABLE CABLE SUPPORT WITH PEDESTAL CLAMP

- Easy installation to pedestals used under raised floors
- Provides optimal support for high-performance data cable, up to and including Cat 5e, Cat 6, Cat 6A, Cat 7 and fiber optic
- Simple unlocking and locking of bar allows for additional cables to be added easily after installation
- Adjustable strap allows for multiple support sizes to reduce inventory
- Cost effective alternative to expensive cable tray
- cULus® Listed and complies with NEC® and TIA requirements for structured cabling systems
- Suitable for air handling spaces (plenum)



Material: Steel, Polyethylene
Finish: Electrogalvanized



Part #	Description	F ↓	↓
CAT425WMCD1B	4", 6" dia	50 lb	10 pc

THREADED BRIDLE RING

- Combine bridle rings with other nVent CADDY fasteners to support cables from flange, purlin, drop wire, t-grid, etc.



Material: Steel
Finish: Electrogalvanized



Part #	Description	F ↓
2BRT12	0.75" dia, #10 Screw, Metal	50 lb
2BRT20	1.25" dia, #10 Screw, Metal	50 lb
2BRT32	2" dia, #10 Screw, Metal	50 lb
2BRT8	0.5" dia, #10 Screw, Metal	50 lb
4BRT20	1.25" dia, 1/4" Screw, Metal	50 lb
4BRT20WS	1.25" dia, 1/4" Screw, Wood	50 lb
4BRT32	2" dia, 1/4" Screw, Metal	50 lb
4BRT32WS	2" dia, 1/4" Screw, Wood	50 lb
4BRT64	4" dia, 1/4" Screw, Metal	50 lb

Bridle Rings not recommended for high performance cables. See nVent CADDY Cat HP J-Hook System.

DATACOM/LOW VOLTAGE Cable Support Systems

PLAIN BRIDLE RING



Material: Steel
Finish: ElectroGalvanized



Part #	Description	F ↓	📦
2BR8	1/2" dia, #8 Wire	50 lb	100 pc
2BR12	3/4" dia, #8 Wire	50 lb	100 pc
2BR20	1 1/4" dia, #8 Wire	50 lb	100 pc
2BR32	2" dia, #8 Wire	50 lb	100 pc

Bridle Rings not recommended for high performance cables. See nVent CADDY Cat HP J-Hook System.

MULTI-PURPOSE CLIP FOR BRIDLE RINGS

- Requires only a hammer to install
- Accommodates standard 1/4-20 or #10-24 threaded bridle rings, standard drive rings as well as unthreaded bridle rings
- Supports drive rings or bridle rings from flange



Material: Spring Steel
Finish: nVent CADDY Armour




Part #	Description	📦
2FMP28	1/8"-1/2" Flange, 1/4", #10 Wire	100 pc

DATACOM/LOW VOLTAGE Bridle Rings

BOX ELIMINATOR CONDUIT SUPPORT

- Eliminates need for electrical box when datacomm cables are run in conduit
- Easily attaches to the MP1S or MP2S low voltage mounting plates



Material: Steel
Finish: Pregalvanized



Part #	Description	
MPCB1220	Box Eliminator Conduit Support	25 pc


BOX ELIMINATOR CONDUIT SUPPORT WITH MOUNTING PLATE

- Eliminates need for electrical box when datacomm cables are run in conduit
- Mounting plate kits include mounting plate, conduit support and screws



Material: Steel
Finish: Pregalvanized



Part #	Description	
MP1SCB	1 Gang	25 pc
MP2SCB	2 Gang	25 pc

DATACOM/LOW VOLTAGE Mounting Plates


LOW VOLTAGE MOUNTING PLATE FOR NEW CONSTRUCTION

- Provides a bracket for mounting low voltage Class 2 communication outlets
- Reduces bulges in the dry wall caused by plaster rings
- May be installed to the front or the side of the metal or wood stud
- Side support provides for a rigid installation
- Attaches with self-tapping screws or nails
- Works with wood or metal studs



Material: Steel
Finish: Pregalvanized



Part #	Description	
MP1S	1 Gang	25 pc
MP2S	2 Gang	25 pc

No load rating, for positioning only.


LOW VOLTAGE MOUNTING PLATE WITH SCREWS

- Provides positive support with locking screws
- Makes wire "fishing" easier
- Install with a drywall saw and screwdriver
- Eliminates the need for an electrical box when installing low voltage Class 2 wiring



Material: Steel
Finish: Plain



Part #	Description	
MPLS	1 Gang	100 pc
MPLS2	2 Gang	100 pc

For low voltage Class 2 use only.

DATACOM/LOW VOLTAGE Mounting Plates


LOW VOLTAGE MOUNTING PLATE

- Provides positive support with locking screws
- Makes wire “fishing” easier
- Install with a drywall saw and screwdriver
- Eliminates the need for an electrical box when installing low voltage Class 2 wiring



Material: Steel
Finish: Pregalvanized



Part #	Description	
MP1	1 Gang	100 pc
MP2	2 Gang	100 pc

For low voltage Class 2 use only.


PLASTIC LOW VOLTAGE MOUNTING PLATE

- No sharp metal edges with plastic design
- Fast, easy way to install
- No installation tools required to secure bracket in the drywall opening
- Serrated interlocking system secures tightly
- Template points on brackets help eliminate multiple measurement markings during installation
- Recessed design helps assure flush mount of device
- Eliminates the need for electrical boxes on low voltage class 2 applications



Material: Acrylonitrile Butadiene Styrene
Finish: Plain



Part #	Description	
MP1P	1 Gang	100 pc
MPAL2	2 Gang	100 pc
MP34P	3, 4 Gang	2 pc

No load rating, for positioning only. For low voltage Class 2 use only.

DATACOM/LOW VOLTAGE Mounting Plates

VERSATILE THREAD IMPRESSION

- Support point for speakers, audio/video/security panels, EXIT signs, etc
- Use either #6-32 screw or #6 sheet metal screw
- Spring steel with corrosion protection finish



Material: Spring Steel
Finish: nVent CADDY Armour



Part #	Description	
MPVTI	Versatile Thread Impression	20 pc

NVENT CADDY CAT CR50 LOW-VOLTAGE CABLE RETAINER

- Complies with the NEC®, the CEC and TIA standards for cable management
- Allows for horizontal and vertical change of direction
- Installs easily
- Works with CAT 5e and higher, fiber optic and coaxial cable
- Residential application
- Suitable for air handling spaces (plenum)



Material: Polypropylene



Part #	Description	F	
CATCR50	2" dia	10 lb	25 pc


DATACOM/LOW VOLTAGE Mounting Plates

NVENT CADDY MILLE-TIE

- Suitable for heavy duty applications
- Maintains cable properties and conductor configuration
- Protects cable from crimping with "Intelligent Grip Technology"
- Cushions vibration
- No sharp edges
- One size fits all
- Reusable



Material: Polyurethane
Temperature: -4 to 140 °F

Part #	Description	
CATMTH	General Use, Black	100 pc
CATMTLS	Low-Smoke/Halogen Free, Yellow	100 pc
CATMTP	Plenum, Red	100 pc

SIGNAL REFERENCE GRID WIRE CLAMP

- Provides a quick method to support a signal grid to computer floor pedestals
- Slots in fastener grip wire to provide positive contact with post
- Clamps grid wire directly to post allowing a low resistance connection across bare metal contacts
- Installs easily with a screwdriver or nut driver



Material: Steel
Finish: Electrogalvanized

Part #	Description	
RGC	#8 Stranded-#4 Stranded	100 pc


DATACOM/LOW VOLTAGE Clips, Clamps and Retainers

METAL PRESSURE CLIP

- Ideal for smaller runs of cable
- Flexible clip retains shape and allows for cables to be inserted after installation
- Rounded edges help prevent cable damage
- Cables are neatly installed providing a consistent and professional appearance
- Low-profile allows for installations in tight spaces



Material: Spring Steel
Finish: nVent CADDY Armour

Part #	Description	
PKM10H3	10 Cable, 0.19" Hole	50 pc
PKM10H6	10 Cable, 0.28" Hole	50 pc
PKM16H3	16 Cable, 0.19" Hole	50 pc
PKM16H6	16 Cable, 0.28" Hole	50 pc


Supports cable diameters up to 1/2" (13 mm) when installed with a standard 1/4" (6 mm) washer.

CAT 600R STRUT MOUNT VERTICAL CABLE SUPPORT KIT

- Kit includes four nVent CADDY Cat 600R cable supports and a pre-cut section of strut
- Makes vertical cable pulling easier - locking mechanism opens during pull and re-engages when cable is released
- Rounded edges help prevent cable damage
- Valuable space savings within telecomm closets
- Reduces installation time
- Allows cable installation to start at the bottom floor



Material: Steel
Finish: ElectroGalvanized

Part #	Description	
CAT600RKIT	nVent CADDY Cat 600R Strut Mount Vertical Cable Support Kit	1 pc

DATACOM/LOW VOLTAGE
Clips, Clamps and Retainers


NVENT CADDY CAT 600R STRUT MOUNT VERTICAL CABLE SUPPORT

- Makes vertical cable pulling easier
- locking mechanism opens during pull and re-engages when cable is released
- Includes pre-riveted assembly that twist-locks into the strut
- Rounded edges help prevent cable damage
- Valuable space savings within telecomm closets
- More versatile allowing future additions of cable runs
- Reduces installation time
- Allows cable installation to start at the bottom floor



Material: Steel
Finish: Electrogalvanized



Part #	Description	
CAT600R	nVent CADDY Cat 600R Strut Mount Vertical Cable Support	2 pc


CAT 600WM WALL MOUNT VERTICAL CABLE SUPPORT

- Makes vertical cable pulling easier
- locking mechanism opens during pull and re-engages when cable is released
- Accepts wide range of cable sizes:
(75) 4-pair UTP Cat 5e, (47) Cat 6, (10) 25-pair UTP, (1) each 100-pair through 600-pair
- Rounded edges help prevent cable damage
- Valuable space savings within telecomm closets
- More versatile allowing future additions of cable runs
- Reduces installation time
- Allows cable installation to start at the bottom floor



Material: Steel
Finish: Electrogalvanized



Part #	Description	
CAT600WM	nVent CADDY Cat 600WM Wall Mount Vertical Cable Support	2 pc

DATACOM/LOW VOLTAGE Vertical Cable Supports

SECURITY CAMERA BETWEEN T-GRID MOUNTING KIT

- Ideal for mounting analog cameras, wireless access points, speakers, monitors and other small electronics
- Designed to meet the requirements of NEC® 300.11



Material: Steel
Finish: Pregalvanized

Part #	Description	F ↓	📦
SCMKC	Security Camera Between T-Grid Mounting Kit	50 lb	20 pc



nVent CADDY Rod Lock



ROD LOCK THREADED ROD MOUNTING SYSTEM

Structural Attachments

ROD LOCK BEAM CLAMP

- Prefabricated assemblies easily lift and lock into place, helping to save time and money
- Easy “push-to-install” design allows installers to simply push the threaded rod through the mounting hole, instantly holding it in position
- Lock nut can be finger tightened, locking the rod in place
- Works with slightly damaged threads and minor burrs on the threaded rod
- Conforms with Federal Specification WW-H-171 (Type 23), Manufacturers Standardization Society ANSI/MSS-SP-58 (Type 19 and 23)



Material: Cast Iron
Finish: Electrogalvanized



Part #	Description	Static Load 1	Static Load 2	
CRLB37EG	3/8" Rod, 0.125"–0.375" Flange	250 lb	500 lb	25 pc

For use on plain and electro zinc plated hardware only. Static Load 1 represents 1/8" to 3/16" (3 mm to 5 mm) flange thickness. Static Load 2 represents 1/4" to 3/8" (6 mm to 10 mm) flange thickness. Recognizing that torque wrenches are generally not used or available on many job sites, the setscrew should be tightened so it contacts the I-beam and then an additional 1/2 turn added.



ROD LOCK BEAM CLAMP, THICK FLANGE

- Prefabricated assemblies easily lift and lock into place, helping to save time and money
- Easy “push-to-install” design allows installers to simply push the threaded rod through the mounting hole, instantly holding it in position
- Lock nut can be finger tightened, locking the rod in place
- Works with slightly damaged threads and minor burrs on the threaded rod
- Conforms with Federal Specification WW-H-171 (Type 23), Manufacturers Standardization Society ANSI/MSS-SP-58 (Type 19 and 23)



Material: Cast Iron
Finish: Electrogalvanized



Part #	Description		
CRLB50EG	1/2" Rod, 0.375"–0.75" Flange	1,100 lb	25 pc

For use on plain and electro zinc plated hardware only. FM® Approved in the bottom mount orientation only. Recognizing that torque wrenches are generally not used or available on many job sites, the setscrew should be tightened so it contacts the I-beam and then an additional 1/2 turn added.

ROD LOCK THREADED ROD MOUNTING SYSTEM

Structural Attachments

ROD LOCK BAR JOIST HANGER

- Easily installs from underneath the bar joist
- Easily installs on lower or upper truss chord of the bar joist
- Plastic protection cap prevents dirt or structural coatings from obstructing the “push-to-install” mechanism
- Prefabricated assemblies easily lift and lock into place, helping to save time and money
- Easy “push-to-install” design allows installers to simply push the threaded rod through the mounting hole, instantly holding it in position
- Works with slightly damaged threads and minor burrs on the threaded rod



Material: Steel
 Finish: Electrogalvanized
 Static Load Safety Factor: 3.5:1

Part #	Description	F ↓	📦
CRLJ37EG	3/8" Rod	1,000 lb	25 pc

Wrench Size 1 represents hex nut size used to tighten to bar joist.
 Wrench Size 2 represents nVent CADDY Rod Lock hex nut size.

ROD LOCK ANCHOR SCREW

- For use with concrete and solid brick
- Prefabricated assemblies easily lift and lock into place, helping to save time and money
- Works with slightly damaged threads and minor burrs on the threaded rod



Material: Steel
 Finish: Electrogalvanized



Part #	Description	F ↓	📦
CRLA37EG	3/8" Rod, 2.875" x 1.25" x 0.875"	652 lb	25 pc

For use on plain and electro zinc plated hardware only.
 Tested in 3,000 psi (20.68 MPa) concrete and soft or hard wood with a 9/32" pilot hole.

ROD LOCK THREADED ROD MOUNTING SYSTEM

Structural Attachments

ROD LOCK METAL DECKING PRESET ANCHOR

- Set in place through a drilled hole in the metal decking before the concrete is poured
- Eliminate overhead drilling into building structure – nVent CADDY Rod Lock Preset Anchors are cast in place
- Easy “push-to-install” design allows installers to simply push the threaded rod through the mounting hole, instantly holding it in position
- Can be used in lower and upper flute installations
- Works with slightly damaged threads and minor burrs on the threaded rod
- Prefabricated assemblies easily lift and lock into place, helping to save time and money
- Plastic flange acts as insert locator when the forms are removed



Material: Steel
Finish: ElectroGalvanized



Part #	Description	F	📦
CRLM37EG	3/8" Rod	830 lb	25 pc
CRLM50EG	1/2" Rod	830 lb	25 pc

ROD LOCK PLYWOOD FORM PRESET ANCHOR

- Eliminate overhead drilling into building structure – nVent CADDY Rod Lock Preset Anchors are cast in place
- Nails hold the anchor in place during the pour and easily break off with a strike of a hammer once the plywood forms are removed
- Easy “push-to-install” design allows installers to simply push the threaded rod through the mounting hole, instantly holding it in position
- Works with slightly damaged threads and minor burrs on the threaded rod
- Prefabricated assemblies easily lift and lock into place, helping to save time and money
- Plastic flange acts as insert locator when the forms are removed



Material: Steel
Finish: ElectroGalvanized



Part #	Description	F	📦
CRLW37EG	3/8" Rod	1,407 lb	25 pc
CRLW50EG	1/2" Rod	1,618 lb	25 pc

ROD LOCK THREADED ROD MOUNTING SYSTEM

Structural Attachments

ROD LOCK L-BRACKET

- Easy “push-to-install” design allows installers to simply push the threaded rod through the mounting hole, instantly holding it in position
- Prefabricated assemblies easily lift and lock into place, helping to save time and money
- Multiple attachment holes support the use of either self-drilling screws or bolts, offering installation options for concrete, wood, and steel structures
- Lock nut can be finger tightened, locking the rod in place
- Integrated adjustment nut enables fine tuning the system height up or down
- Extremely useful in tight spaces where wrenches are difficult to use
- Conforms with Federal Specification WW-H-171 (Type 23), Manufacturers Standardization Society ANSI/MSS-SP-58 (Type 19 and 23)



Material: Steel
Finish: Electrogalvanized



Part #	Description	F	⊞
CRL37EG	3/8" Rod	700 lb	25 pc

Follow fastener manufacturer's recommended shear and pull-out strength when fastening to the structure. Fastener not included. Install in accordance with applicable code.

ROD LOCK COUPLER

- Joins two sections of threaded rod by an easy “push-to-install” mechanism
- Can be easily installed at the end of a threaded rod, or to any existing male thread
- Plastic protection cap prevents dirt or structural coatings from obstructing the “push-to-install” mechanism
- Prefabricated assemblies easily lift and lock into place, helping to save time and money
- Works with slightly damaged threads and minor burrs on the threaded rod



Material: Steel
Finish: Electrogalvanized
Static Load Safety Factor: 3.5:1

Part #	Description	F	⊞
CRLC37EG	3/8" Rod	1,000 lb	25 pc

Wrench Size 1 represents hex size used to tighten to threaded rod from structure.
Wrench Size 2 represents nVent CADDY Rod Lock hex nut size.

ROD LOCK THREADED ROD MOUNTING SYSTEM Structural Attachments

ROD LOCK COUPLER WITH ROD

- Easily installs into any traditional structural threaded rod attachment
- Allows simple installation of threaded rod assemblies by an easy “push-to-install” mechanism
- Plastic protection cap prevents dirt or structural coatings from obstructing the “push-to-install” mechanism
- Prefabricated assemblies easily lift and lock into place, helping to save time and money
- Works with slightly damaged threads and minor burrs on the threaded rod



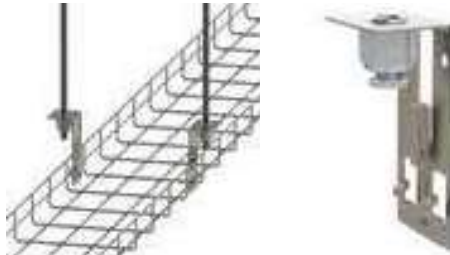
Material: Steel
Finish: ElectroGalvanized
Static Load Safety Factor: 3.5:1

Part #	Description	F ↓	☐
CRLC37L1	3/8" Rod	1,000 lb	25 pc

Wrench Size 1 represents hex nut size used to tighten to structural attachment.
Wrench Size 2 represents nVent CADDY Rod Lock hex nut size.

ROD LOCK COUPLER WIRE BASKET SUPPORT CLIP

- Allows wire basket to be suspended from threaded rod without the need of a strut trapeze
- Easy “push-to-install” design allows installers to simply push the threaded rod through the mounting hole, instantly holding it in position
- Securing fingers provides superior stability, preventing damage to the cables in the basket
- Allows for pre-fabrication off site



Material: Spring Steel; Steel
Finish: nVent CADDY Armour; ElectroGalvanized

Part #	Description	F ↓	☐
WBS37RL	3/8" Rod	120 lb	20 pc

ROD LOCK THREADED ROD MOUNTING SYSTEM

Supports

ROD LOCK UNIVERSAL TRAY SUPPORT

- Universal design to accommodate various cable tray hanging methods including ceiling, wall, threaded rod, or cable hanging systems
- C-shape maintains accessibility to cables after installation is completed
- Easy “push-to-install” design allows installers to simply push the threaded rod through the mounting hole, instantly holding it in position
- Strut profile on both arms allow for two runs of cable trays per bracket
- Top tab can be bent allowing for extra wide cable trays to be installed when two brackets are fastened back-to-back
- Key holes provided for wall mount applications
- Works with the KBT Wire Basket Tray Clip for securing wire basket cable tray or J-bolts for securing cable ladder



Material: Steel
Finish: Electrogalvanized

Part #	Description	F1	F2
UTS15038RL	3/8" Rod, 6.5"	100 lb	200 lb
UTS20038RL	3/8" Rod, 8.8"	100 lb	200 lb
UTS30038RL	3/8" Rod, 12.7"	100 lb	200 lb

Refer to Static Load 1 for installations with threaded rod.
Refer to Static Load 2 for wall mount and 3 mm nVent CADDY Speed Link installations.



ROD LOCK THREADED ROD MOUNTING SYSTEM Supports

ROD LOCK STRUT

- Allows for the quick creation, installation, and adjustment of multi-level trapeze assemblies
- Ready to use out of the box and eliminates the need for cutting and preparing sections of strut
- Easy “push-to-install” design allows installers to simply push the threaded rod through the mounting hole, instantly holding it in position
- Integrated adjustment nut enables fine tuning the system height up or down
- Accommodates slight variances in rod-to-rod position of the trapeze
- No loose parts or special tools needed for installation
- Lock nut can be finger tightened, locking the rod in place
- Works with all accessories that fit standard A or C type strut channels



Material: Steel
Finish: Electrogalvanized, Pregalvanized

Part #	Description		
Strut Type: A (1 5/8" x 1 5/8")			
CRLP237L14	A Strut, 3/8" Rod, 16"	2,668 lb	5 pc
CRLP237L18	A Strut, 3/8" Rod, 20"	2,075 lb	5 pc
CRLP237L22	A Strut, 3/8" Rod, 24"	1,698 lb	5 pc
CRLP237L26	A Strut, 3/8" Rod, 28"	1,437 lb	5 pc
CRLP237L38	A Strut, 3/8" Rod, 40"	983 lb	5 pc
CRLP237L50	A Strut, 3/8" Rod, 52"	642 lb	5 pc
CRLP250L14	A Strut, 1/2" Rod, 16"	2,668 lb	5 pc
CRLP250L18	A Strut, 1/2" Rod, 20"	2,075 lb	5 pc
CRLP250L22	A Strut, 1/2" Rod, 24"	1,698 lb	5 pc
CRLP250L26	A Strut, 1/2" Rod, 28"	1,437 lb	5 pc
CRLP250L38	A Strut, 1/2" Rod, 40"	983 lb	5 pc
CRLP250L50	A Strut, 1/2" Rod, 52"	642 lb	5 pc
Strut Type: C (13/16" x 1 5/8")			
CRLP137L14	C Strut, 3/8" Rod, 16"	789 lb	5 pc
CRLP137L18	C Strut, 3/8" Rod, 20"	613 lb	5 pc
CRLP137L22	C Strut, 3/8" Rod, 24"	494 lb	5 pc
CRLP137L26	C Strut, 3/8" Rod, 28"	354 lb	5 pc
CRLP137L38	C Strut, 3/8" Rod, 40"	166 lb	5 pc
CRLP150L14	C Strut, 1/2" Rod, 16"	789 lb	5 pc
CRLP150L18	C Strut, 1/2" Rod, 20"	613 lb	5 pc
CRLP150L22	C Strut, 1/2" Rod, 24"	494 lb	5 pc
CRLP150L26	C Strut, 1/2" Rod, 28"	354 lb	5 pc
CRLP150L38	C Strut, 1/2" Rod, 40"	166 lb	5 pc

Parts are currently being phased out. Limited quantities available.

Ultimate load ratings for nVent CADDY Rod Lock Strut assumes a uniformly distributed load and includes a hole factor of 0.92. It is based on the material yield and maximum allowable deflection; an additional Safety Factor of 2 is recommended. nVent CADDY Rod Lock Strut must be installed with the open side of the channel facing up. For indoor applications only.

ROD LOCK THREADED ROD MOUNTING SYSTEM


Supports

ROD LOCK TELESCOPING STRUT REPLACEMENT

- Easy “push-to-install” design allows installers to simply push the threaded rod through the mounting hole, instantly holding it in position
- Telescopes to the desired length and is locked in place by snapping closed a spring retainer clip
- Standard strut profile runs the entire length of the part, allowing most standard fittings to be placed anywhere between the rods
- Allows installers to prefabricate complex assemblies and quickly lift and lock them into place
- Lock nut can be finger tightened, locking the rod in place
- Allows for the quick creation, installation, and adjustment of multi-level trapeze assemblies
- Captive threaded nuts enable fastening to threaded rod supports without loose parts
- Integrated ruler displays space between hanger rods in inches and centimeters
- Supports up to seven 2” (50 DN) conduits, six 2” (50 DN) water filled pipes at 10” (3 m) spacing, or up to 18” (450 mm) cable tray
- Conduit can be supported on the top and bottom, eliminating the need for double sided strut
- Conduit and pipe can be placed directly on the strut profile, saving vertical space in buildings with limited room for installation



Material: Steel
Finish: Pregalvanized

Part #	Description	Static Load 1	Static Load 2	
TSR122038RL	3/8” Rod, Adjustable from 12 1/2” to 20” between rods	300 lb	200 lb	20 pc

Static Load 1 represents a distributed load for 12” - 20” (300 - 500 mm) installations and a point load for 12” - 16” (300 - 400 mm) installations. Static Load 2 represents a point load for 16” - 20” (400 - 500 mm) installations.

ROD LOCK THREADED ROD MOUNTING SYSTEM

Supports

ROD LOCK CHANNEL NUT

- Provides fast universal attachment of threaded rod and hardware to standard strut profiles
- Can be used to prefabricate assemblies which can be quickly pushed onto previously installed threaded rods
- Works with slightly damaged threads and minor burrs on the threaded rod



Material: Cast Iron
Finish: Electrogalvanized

Part #	Description		
CRLS37EG	3/8" Rod	750 lb	100 pc

For use on plain and electro zinc plated hardware only.

ROD LOCK STRUT NUT

- Allows for the quick creation, installation, and adjustment of multi-level trapeze assemblies
- Installs in strut profiles without the need to insert fingers or tools into the strut
- Easy "push-to-install" design allows installers to simply push the threaded rod through the mounting hole, instantly holding it in position
- Integrated adjustment nut enables fine tuning the system height up or down
- Lock nut can be finger tightened, locking the rod in place
- Accommodates slight variances in rod-to-rod position of the trapeze
- Can be used to prefabricate assemblies which can be quickly pushed onto previously installed threaded rods
- Works with slightly damaged threads and minor burrs on the threaded rod



Material: Steel
Finish: Electrogalvanized

Part #	Description	Static Load 1	Static Load 2	
CRLSL37EG	A Strut, 3/8" Rod	1,500 lb	900 lb	20 pc

Static Load 1 represents 12 GA strut channel type A. Static Load 2 represents 14 GA strut channel type C. Wrench Size 1 represents nVent CADDY Rod Lock hex nut size. Wrench Size 2 represents stem nut size. Must be installed with the open side of the strut channel facing up. nVent CADDY Rod Lock Strut Nuts must be installed at a minimum of 1" (25.4 mm) from both ends of the strut channel.

ROD LOCK THREADED ROD MOUNTING SYSTEM

Hardware

ROD LOCK NUT

- Easy “push-to-install” design allows installers to simply push the threaded rod through the mounting hole, instantly holding it in position
- Fast installation onto long threaded rods – push the nut in place instead of threading it up the rod
- Excellent alignment and easy fine adjustment by spinning the nut
- Extremely useful in tight spaces where wrenches are difficult to use



Material: Steel
Finish: Electrogalvanized

Part #	Description	F	
CRLN37EG	3/8" Rod	1,350 lb	25 pc

Static Load based on Grade 2 threaded rod.

SN SERIES NUT

- Allows side mounting of nut to threaded rod
- Reduces the need for threading compared to standard nuts and washers
- Ideal for retrofit projects, such as trapeze installations, where disassembly of the support system is not desired
- Works with slightly damaged threads and minor burrs on the threaded rod
- Reduces installation time up to 50%



Material: Steel
Finish: Electrogalvanized

Part #	Description	F	
SN25	1/4" Rod	500 lb	100 pc
SN37	3/8" Rod	1,350 lb	100 pc
SN50	1/2" Rod	2,250 lb	100 pc

For use on plain and electro zinc plated hardware only.

ROD LOCK THREADED ROD MOUNTING SYSTEM Hardware

SNSW FLANGED NUT

- Ideal for retrofit projects, such as trapeze installations, where disassembly of the support system is not desired
- Use as a stopper when installing nVent CADDY Rod Lock assemblies
- Can be easily installed, removed, and repositioned at any location along the threaded rod
- Ready to use out of the box and eliminates multiple pieces of standard hardware
- Functions as a hex nut and flat washer combined
- Washer is wide enough to work with standard strut channel profiles



Material: Steel
Finish: Electrogalvanized
Static Load Safety Factor: 3:1

Part #	Description	F ↓	📦
SNSW37	3/8" Rod, 1.67" dia	300 lb	20 pc
SNSW50	1/2" Rod, 1.9" dia	300 lb	20 pc

For use on plain and electro zinc plated hardware only.

nVent CADDY Speed Link



SPEED LINK UNIVERSAL SUPPORT SYSTEM

SLK System



SPEED LINK SLK WITH ANGLE BRACKET

- Complete system includes wire, locking device and pre-assembled angle bracket end fitting
- Ideal for attaching to concrete, steel or wood surfaces
- Simple alternative to jack chain and additional hardware



Material: Steel, Zinc Alloy, Polypropylene
 Finish: Electrogalvanized
 Static Load Safety Factor: 5:1
 Complies With: SMACNA HVAC-DCS



Part #	Description			Certification
Wire Rope Diameter: 1.5 mm				
SLK15L1AB	1.5 mm Wire, 3.3' Length	44 lb	20 pc	cULus
SLK15L2AB	1.5 mm Wire, 6.6' Length	44 lb	20 pc	cULus
SLK15L3AB	1.5 mm Wire, 9.9' Length	44 lb	20 pc	cULus
SLK15L5AB	1.5 mm Wire, 16.4' Length	44 lb	20 pc	cULus
Wire Rope Diameter: 2.0 mm				
SLK2L2AB	2 mm Wire, 6.6' Length	100 lb	10 pc	cULus
SLK2L3AB	2 mm Wire, 9.9' Length	100 lb	10 pc	cULus
SLK2L5AB	2 mm Wire, 16.4' Length	100 lb	10 pc	cULus
Wire Rope Diameter: 3.0 mm				
SLK3L1AB	3 mm Wire, 3.3' Length	200 lb	10 x 10 pc	–
SLK3L2AB	3 mm Wire, 6.6' Length	200 lb	10 x 10 pc	–
SLK3L3AB	3 mm Wire, 9.9' Length	200 lb	5 x 10 pc	–
SLK3L5AB	3 mm Wire, 16.4' Length	200 lb	5 x 10 pc	–
SLK3L7AB	3 mm Wire, 22.9' Length	200 lb	5 x 5 pc	–
SLK3L10AB	3 mm Wire, 32.8' Length	200 lb	5 x 5 pc	–

Parts are currently being phased out. Limited quantities available.

SPEED LINK UNIVERSAL SUPPORT SYSTEM

SLK System

SPEED LINK SLK WITH SHOT-FIRE BRACKET

- Complete system includes wire, locking device and shot-fire bracket with pre-assembled drive pin from Powers Fasteners, Inc.
- Quickly and easily attaches to concrete, steel or composite metal decking
- Integrated pin installs easily using powder-actuated or single-shot gas-actuated tools
- ICC-ES ESR-2024 evaluation report available for drive pin from Powers Fasteners, Inc



Material: Steel, Zinc Alloy, Polypropylene
 Finish: Electrogalvanized
 Static Load Safety Factor: 5:1
 Complies With: SMACNA HVAC-DCS



Part #	Description	F	
Wire Rope Diameter: 1.5 mm			
SLK15L1SF	1.5 mm Wire, 3.3' Length	44 lb	20 pc
SLK15L2SF	1.5 mm Wire, 6.6' Length	44 lb	20 pc
SLK15L3SF	1.5 mm Wire, 9.9' Length	44 lb	20 pc
SLK15L5SF	1.5 mm Wire, 16.4' Length	44 lb	20 pc
Wire Rope Diameter: 2.0 mm			
SLK2L2SF	2 mm Wire, 6.6' Length	100 lb	10 pc
SLK2L3SF	2 mm Wire, 9.9' Length	100 lb	10 pc
SLK2L5SF	2 mm Wire, 16.4' Length	100 lb	10 pc

Part is currently being phased out. Limited quantities available.

Uses Powers Fasteners, Inc. part number 50032. Static load was established based on a 1" (25.4 mm) embedment depth and 3,000 psi (20.68 MPa) lightweight concrete. For variations in embedment and material please consult www.powers.com. Pre-assembled drive pin from Powers Fasteners, Inc. works with Powers® C4CZ, Simpson® GCN-MEPKT, SPIT® P1000, P200, P2201, P3500 / PA3500, P35s, P45, P60, P7201, Sniper; Ramset® 721, Cobra, D45 / D60 / D60L, M70, SA270, T3SS, TS750P, TS60P, Viper; Hilti® DX35, DX350 / DX351 / DX36M, DX100 / DX200, DX460, DXA40, DXA41, DXE72 / DX400; Würth Diva-1, BST-1, BST-2 or equivalent nailers. For shot-fired supports in seismic design category D, E, or F, maximum load is the lesser of 90 lb (400 N) or the published load.

SPEED LINK UNIVERSAL SUPPORT SYSTEM

SLK System

SPEED LINK SLK WITH DECKING HOOK

- Complete system includes wire, locking device and pre-assembled decking hook end fitting
- Quickly and easily attaches to hollow metal decking
- Spring-loaded ends snap into decking hole and lock into place
- Innovative design helps protect the wire from sharp edges of decking hole, minimizing risk of damage to wire



Material: Steel, Zinc Alloy, Polypropylene
 Finish: Electrogalvanized
 Static Load Safety Factor: 5:1
 Complies With: SMACNA HVAC-DCS



Part #	Description	F	
Wire Rope Diameter: 1.5 mm			
SLK15L1DH	1.5 mm Wire, 3.3' Length	44 lb	5 x 20 pc
SLK15L2DH	1.5 mm Wire, 6.6' Length	44 lb	5 x 20 pc
SLK15L3DH	1.5 mm Wire, 9.9' Length	44 lb	20 pc
SLK15L5DH	1.5 mm Wire, 16.4' Length	44 lb	20 pc
Wire Rope Diameter: 2.0 mm			
SLK2L3DH	2 mm Wire, 9.9' Length	100 lb	10 pc
SLK2L5DH	2 mm Wire, 16.4' Length	100 lb	10 pc
SLK2L7DH	2 mm Wire, 22.9' Length	100 lb	10 pc

Parts are currently being phased out. Limited quantities available.

Load rating is only applicable if the load-bearing capacity of the supporting element (steel decking) is adequate. Check with deck manufacturer for recommended load capacity.

SPEED LINK UNIVERSAL SUPPORT SYSTEM

SLK System

SPEED LINK SLK WITH HAMMER-ON FLANGE CLIP

- Complete system includes wire, locking device and pre-assembled nVent CADDY Hammer-On Flange Clip end fitting
- Installs with just a hammer
- Fits most beams



Material: Steel, Polypropylene, Zinc Alloy
 Finish: Electrogalvanized
 Static Load Safety Factor: 5:1
 Complies With: SMACNA HVAC-DCS



Part #	Description	F ↓	☐
Wire Rope Diameter: 1.5 mm			
SLK15L34H24	1.5 mm Wire, 9.9' Length, 1/8"–1/4" Flange	44 lb	20 pc
SLK15L34H58	1.5 mm Wire, 9.9' Length, 5/16"–1/2" Flange	44 lb	20 pc
Wire Rope Diameter: 2.0 mm			
SLK2L34H24	2 mm Wire, 9.9' Length, 1/8"–1/4" Flange	100 lb	10 pc
SLK2L34H58	2 mm Wire, 9.9' Length, 5/16"–1/2" Flange	100 lb	10 pc



SPEED LINK UNIVERSAL SUPPORT SYSTEM

SLK System

SPEED LINK SLK WITH HOOK

- Complete system includes wire, locking device and pre-assembled hook end fitting
- Hooks to a wide range of nVent CADDY fasteners
- Fastens to the building structure or hanging services by looping around and hooking to wire rope
- Easy to remove for applications requiring maintenance
- Spring latch helps provide secure connection
- Insert cable through hole and use bottom side of hook as an end stop



- Also available in Y-hook configuration (see page 295)

Material: Steel, Polypropylene, Zinc Alloy
 Finish: Electrogalvanized
 Static Load Safety Factor: 5:1



Part #	Description	F	Box	Certification
Wire Rope Diameter: 1.5 mm				
SLK15L1	1.5 mm Wire, 3.3' Length	44 lb	20 pc	cULus, SMACNA
SLK15L2	1.5 mm Wire, 6.6' Length	44 lb	20 pc	
SLK15L2R2	1.5 mm Wire, 6.6' Length	44 lb	15 x 2 pc	
SLK15L3	1.5 mm Wire, 9.9' Length	44 lb	20 pc	
SLK15L3R2	1.5 mm Wire, 9.9' Length	44 lb	15 x 2 pc	
SLK15L5	1.5 mm Wire, 16.4' Length	44 lb	20 pc	
SLK15L5R2	1.5 mm Wire, 16.4' Length	44 lb	15 x 2 pc	
SLK15L7	1.5 mm Wire, 22.9' Length	44 lb	20 pc	
SLK15L10	1.5 mm Wire, 32.8' Length	44 lb	20 pc	
Wire Rope Diameter: 2.0 mm				
SLK2L1	2 mm Wire, 3.3' Length	100 lb	10 pc	cULus, SMACNA
SLK2L2	2 mm Wire, 6.6' Length	100 lb	10 pc	
SLK2L2R2	2 mm Wire, 6.6' Length	100 lb	15 x 2 pc	
SLK2L3	2 mm Wire, 9.9' Length	100 lb	10 pc	
SLK2L3R2	2 mm Wire, 9.9' Length	100 lb	15 x 2 pc	
SLK2L5	2 mm Wire, 16.4' Length	100 lb	10 pc	
SLK2L5R2	2 mm Wire, 16.4' Length	100 lb	15 x 2 pc	
SLK2L7	2 mm Wire, 22.9' Length	100 lb	10 pc	
SLK2L10	2 mm Wire, 32.8' Length	100 lb	10 pc	
SLK2L10R2	2 mm Wire, 32.8' Length	100 lb	15 x 2 pc	
Wire Rope Diameter: 3.0 mm				
SLK3L1	3 mm Wire, 3.3' Length	200 lb	10 x 10 pc	SMACNA
SLK3L2	3 mm Wire, 6.6' Length	200 lb	10 x 10 pc	
SLK3L3	3 mm Wire, 9.9' Length	200 lb	5 x 10 pc	
SLK3L3R2	3 mm Wire, 9.9' Length	200 lb	10 x 2 pc	
SLK3L5	3 mm Wire, 16.4' Length	200 lb	5 x 10 pc	
SLK3L5R2	3 mm Wire, 16.4' Length	200 lb	15 x 2 pc	
SLK3L7	3 mm Wire, 22.9' Length	200 lb	5 x 5 pc	
SLK3L10	3 mm Wire, 32.8' Length	200 lb	5 x 5 pc	

SPEED LINK UNIVERSAL SUPPORT SYSTEM

SLK System

SPEED LINK SLK WITH LOOP

- Complete system includes wire, locking device and pre-assembled loop end fitting
- Easy and flexible solution attaches to building structures
- Wire rope wraps around structure and through loop for quick installation
- Ideal for attaching to purlins, beams and other structural members
- Works well in tight or confined spaces
- Loop attaches directly to pipe, ductwork or other hanging assemblies



Material: Steel, Polypropylene, Zinc Alloy
 Finish: Electrogalvanized
 Static Load Safety Factor: 5:1



Part #	Description	F	Box	Certification
Wire Rope Diameter: 1.5 mm				
SLK15L1LP	1.5 mm Wire, 3.3' Length	44 lb	20 pc	cULus, SMACNA
SLK15L1LPR2	1.5 mm Wire, 3.3' Length	44 lb	15 x 2 pc	
SLK15L2LP	1.5 mm Wire, 6.6' Length	44 lb	20 pc	
SLK15L2LPR2	1.5 mm Wire, 6.6' Length	44 lb	15 x 2 pc	
SLK15L3LP	1.5 mm Wire, 9.9' Length	44 lb	20 pc	
SLK15L3LPR2	1.5 mm Wire, 9.9' Length	44 lb	15 x 2 pc	
SLK15L5LP	1.5 mm Wire, 16.4' Length	44 lb	20 pc	
SLK15L5LPR2	1.5 mm Wire, 16.4' Length	44 lb	15 x 2 pc	
SLK15L7LP	1.5 mm Wire, 22.9' Length	44 lb	20 pc	
SLK15L10LP	1.5 mm Wire, 32.8' Length	44 lb	20 pc	
Wire Rope Diameter: 2.0 mm				
SLK2L1LP	2 mm Wire, 3.3' Length	100 lb	10 pc	cULus, SMACNA
SLK2L2LP	2 mm Wire, 6.6' Length	100 lb	10 pc	
SLK2L3LP	2 mm Wire, 9.9' Length	100 lb	10 pc	
SLK2L5LP	2 mm Wire, 16.4' Length	100 lb	10 pc	
SLK2L7LP	2 mm Wire, 22.9' Length	100 lb	5 pc	
SLK2L10LP	2 mm Wire, 32.8' Length	100 lb	5 pc	
Wire Rope Diameter: 3.0 mm				
SLK3L1LP	3 mm Wire, 3.3' Length	200 lb	10 x 10 pc	SMACNA
SLK3L2LP	3 mm Wire, 6.6' Length	200 lb	10 x 10 pc	
SLK3L3LP	3 mm Wire, 9.9' Length	200 lb	5 x 10 pc	
SLK3L5LP	3 mm Wire, 16.4' Length	200 lb	5 x 10 pc	
SLK3L7LP	3 mm Wire, 22.9' Length	200 lb	5 x 5 pc	
SLK3L10LP	3 mm Wire, 32.8' Length	200 lb	5 x 5 pc	

SPEED LINK UNIVERSAL SUPPORT SYSTEM

SLK System



SPEED LINK SLK WITH THREADED STUD END

- Complete system includes wire, locking device and pre-assembled threaded stud end fitting
- Attaches to structures with threaded anchors or devices with threaded hole
- Connects directly to threaded devices in trapeze assemblies, light fixtures, HVAC assemblies or signage



Material: Steel, Polypropylene, Zinc Alloy
 Finish: Electrogalvanized
 Static Load Safety Factor: 5:1
 Complies With: SMACNA HVAC-DCS



Part #	Description			Certification
Wire Rope Diameter: 1.5 mm				
SLK15L2SE250	1.5 mm Wire, 6.6' Length, 1/4" Rod	44 lb	20 pc	cULus
SLK15L3SE250	1.5 mm Wire, 9.9' Length, 1/4" Rod	44 lb	20 pc	cULus
SLK15L5SE250	1.5 mm Wire, 16.4' Length, 1/4" Rod	44 lb	20 pc	cULus
Wire Rope Diameter: 2.0 mm				
SLK2L2SE250	2 mm Wire, 6.6' Length, 1/4" Rod	100 lb	10 pc	cULus
SLK2L3SE250	2 mm Wire, 9.9' Length, 1/4" Rod	100 lb	10 pc	cULus
SLK2L5SE250	2 mm Wire, 16.4' Length, 1/4" Rod	100 lb	10 pc	cULus
Wire Rope Diameter: 3.0 mm				
SLK3L10SE375	3 mm Wire, 32.8' Length, 3/8" Rod	200 lb	5 x 5 pc	-
SLK3L1SE375	3 mm Wire, 3.3' Length, 3/8" Rod	200 lb	10 x 10 pc	-
SLK3L2SE375	3 mm Wire, 6.6' Length, 3/8" Rod	200 lb	10 x 10 pc	-
SLK3L3SE375	3 mm Wire, 9.9' Length, 3/8" Rod	200 lb	5 x 10 pc	-
SLK3L5SE375	3 mm Wire, 16.4' Length, 3/8" Rod	200 lb	5 x 10 pc	-

Parts are currently being phased out. Limited quantities available.

SPEED LINK UNIVERSAL SUPPORT SYSTEM

SLK System

SPEED LINK SLK WITH WEDGE ANCHOR

- Complete system includes wire, locking device and wedge anchor from Powers Fasteners, Inc.
- Quickly and easily attaches into cracked and non-cracked concrete
- No special tools required



Material: Steel, Polypropylene, Zinc Alloy
 Finish: ElectroGalvanized
 Static Load Safety Factor: 5:1
 Complies With: SMACNA HVAC-DCS

Part #	Description	F ↓	📦
Wire Rope Diameter: 1.5 mm			
SLK15L1WA6	1.5 mm Wire, 3.3' Length	44 lb	10 x 10 pc
SLK15L2WA6	1.5 mm Wire, 6.6' Length	44 lb	10 x 10 pc
SLK15L3WA6	1.5 mm Wire, 9.9' Length	44 lb	10 x 10 pc
SLK15L5WA6	1.5 mm Wire, 16.4' Length	44 lb	5 x 10 pc
SLK15L7WA6	1.5 mm Wire, 22.9' Length	44 lb	5 x 25 pc
SLK15L10WA6	1.5 mm Wire, 32.8' Length	44 lb	5 x 25 pc
Wire Rope Diameter: 2.0 mm			
SLK2L1WA6	2 mm Wire, 3.3' Length	100 lb	10 x 10 pc
SLK2L2WA6	2 mm Wire, 6.6' Length	100 lb	10 pc
SLK2L3WA6	2 mm Wire, 9.9' Length	100 lb	10 pc
SLK2L5WA6	2 mm Wire, 16.4' Length	100 lb	10 pc
SLK2L7WA6	2 mm Wire, 22.9' Length	100 lb	5 pc
SLK2L10WA6	2 mm Wire, 32.8' Length	100 lb	5 x 25 pc
Wire Rope Diameter: 3.0 mm			
SLK3L1WA6	3 mm Wire, 3.3' Length	200 lb	10 pc
SLK3L2WA6	3 mm Wire, 6.6' Length	200 lb	10 pc
SLK3L3WA6	3 mm Wire, 9.9' Length	200 lb	10 pc
SLK3L5WA6	3 mm Wire, 16.4' Length	200 lb	10 pc
SLK3L7WA6	3 mm Wire, 22.9' Length	200 lb	5 pc
SLK3L10WA6	3 mm Wire, 32.8' Length	200 lb	5 pc

Parts are currently being phased out. Limited quantities available.

SPEED LINK UNIVERSAL SUPPORT SYSTEM

SLK System

SPEED LINK SLK WITH TOGGLE

- Complete system includes wire, locking device and pre-assembled toggle end fitting
- Attaches to clearance holes in a variety of structures or hanging devices
- Ideal for supporting lighting fixtures
- Also available in Y-toggle configuration (see page 296)



Material: Steel, Zinc Alloy, Polypropylene
 Finish: ElectroGalvanized
 Static Load Safety Factor: 5:1
 Complies With: SMACNA HVAC-DCS
 Wire Rope Diameter: 1.5 mm



Part #	Description	F ↓	☐
SLK15L1T	1.5 mm Wire, 3.3' Length	44 lb	20 pc
SLK15L1TR2	1.5 mm Wire, 3.3' Length	44 lb	15 x 2 pc
SLK15L2T	1.5 mm Wire, 6.6' Length	44 lb	20 pc
SLK15L2TR2	1.5 mm Wire, 6.6' Length	44 lb	15 x 2 pc
SLK15L3T	1.5 mm Wire, 9.9' Length	44 lb	20 pc
SLK15L3TR2	1.5 mm Wire, 9.9' Length	44 lb	15 x 2 pc
SLK15L5T	1.5 mm Wire, 16.4' Length	44 lb	20 pc
SLK15L7T	1.5 mm Wire, 22.9' Length	44 lb	20 pc
SLK15L10T	1.5 mm Wire, 32.8' Length	44 lb	20 pc

SPEED LINK UNIVERSAL SUPPORT SYSTEM

SLK System

SPEED LINK SLK WITH Y-HOOK

- Complete system includes wire, locking device and two pre-assembled hook end fittings
- Fastens to the building structure and hooks to hanging services and tray
- Spring latch helps provide secure connection
- Convenient design allows one hook to be temporarily detached for maintenance or to add cables to the tray
- Single drop with double hook provides increased stability to the system
- Also available in a single-hook end fitting configuration



Material: Steel, Zinc Alloy, Polypropylene
 Finish: Electrogalvanized
 Static Load Safety Factor: 5:1
 Complies With: SMACNA HVAC-DCS
 Wire Rope Diameter: 2 mm



Part #	Description	F ↓	📦
SLK2YH500L2	6.6' Length, 19.6" Y-Length	100 lb	10 pc
SLK2YH500L2R2	6.6' Length, 19.6" Y-Length	100 lb	15 x 2 pc
SLK2YH500L3	9.9' Length, 19.6" Y-Length	100 lb	10 pc
SLK2YH500L3R2	9.9' Length, 19.6" Y-Length	100 lb	15 x 2 pc
SLK2YH500L7	22.3' Length, 19.6" Y-Length	100 lb	10 pc

SPEED LINK UNIVERSAL SUPPORT SYSTEM

SLK System

SPEED LINK SLK WITH Y-TOGGLE

- Complete system includes wire, locking device and two pre-assembled toggle end fittings
- Attaches to clearance holes in a variety of structures or hanging devices
- Ideal for supporting lighting fixtures



Material: Steel, Zinc Alloy, Polypropylene
 Finish: Electrogalvanized
 Static Load Safety Factor: 5:1
 Complies With: SMACNA HVAC-DCS



Part #	Description	F ↓	📦
Wire Rope Diameter: 1.5 mm			
SLK15Y300L3	1.5 mm Wire, 9.9' Length, 11.8" Y-Length	44 lb	20 pc
SLK15Y300L3R2	1.5 mm Wire, 9.9' Length, 11.8" Y-Length	44 lb	20 x 2 pc
SLK15Y500L3	1.5 mm Wire, 9.9' Length, 19.6" Y-Length	44 lb	20 pc
SLK15Y500L3R2	1.5 mm Wire, 9.9' Length, 19.6" Y-Length	44 lb	15 x 2 pc
SLK15Y300L5	1.5 mm Wire, 16.4' Length, 11.8" Y-Length	44 lb	20 pc
Wire Rope Diameter: 2.0 mm			
SLK2Y300L2	2 mm Wire, 6.6' Length, 11.8" Y-Length	100 lb	10 pc
SLK2Y300L3	2 mm Wire, 9.9' Length, 11.8" Y-Length	100 lb	10 pc
SLK2Y300L3R2	2 mm Wire, 9.9' Length, 11.8" Y-Length	100 lb	15 x 2 pc
SLK2Y500L3	2 mm Wire, 9.9' Length, 19.6" Y-Length	100 lb	10 pc
SLK2Y300L5	2 mm Wire, 16.4' Length, 11.8" Y-Length	100 lb	10 pc
SLK2Y300L7	2 mm Wire, 22.9' Length, 11.8" Y-Length	100 lb	10 pc
SLK2Y300L10	2 mm Wire, 32.8' Length, 11.8" Y-Length	100 lb	10 pc

SPEED LINK UNIVERSAL SUPPORT SYSTEM

SLS System

SPEED LINK SLS WITH DECKING HOOK

- Complete system includes wire, locking device and pre-assembled decking hook end fitting
- Quickly and easily attaches to hollow metal decking
- Spring-loaded ends snap into decking hole and lock into place
- Innovative design helps protect the wire from sharp edges of decking hole, minimizing risk of damage to wire
- Finger tightening of nut secures the locking device into position without tools
- Installs in strut profiles without the need to insert fingers or tools into the strut



Material: Steel, Zinc Alloy, Polypropylene
 Finish: Electrogalvanized
 Static Load Safety Factor: 5:1
 Complies With: SMACNA HVAC-DCS
 Wire Rope Diameter: 2 mm



Part #	Description	F ↓	📦
SLS2L3DH	2 mm Wire, 9.9' Length	60 lb	10 pc
SLS2L5DH	2 mm Wire, 16.4' Length	60 lb	10 pc
SLS2L7DH	2 mm Wire, 22.9' Length	60 lb	10 pc

Parts are currently being phased out. Limited quantities available.

The 2 mm locking device is compatible with C-Channel Types E0 and E0L.
 Total load per wire on a multi-tier trapeze must not exceed static load.
 Load rating is only applicable if the load-bearing capacity of the supporting element (steel decking) is adequate. Check with deck manufacturer for recommended load capacity.

SPEED LINK UNIVERSAL SUPPORT SYSTEM

SLS System

SPEED LINK SLS WITH HOOK

- Complete system includes wire, locking device and pre-assembled hook end fitting
- Hooks to a wide range of nVent CADDY fasteners
- Fastens to the building structure or hanging services by looping around and hooking to wire rope
- Easy to remove for applications requiring maintenance
- Spring latch helps provide secure connection
- Insert cable through hole and use bottom side of hook as an end stop
- Finger tightening of nut secures the locking device into position without tools
- Installs in strut profiles without the need to insert fingers or tools into the strut



Material: Steel, Zinc Alloy, Polypropylene
 Finish: Electrogalvanized
 Static Load Safety Factor: 5:1
 Complies With: SMACNA HVAC-DCS



Part #	Description	F	Box
Wire Rope Diameter: 2 mm			
SLS2L1	2 mm Wire, 3.3' Length	60 lb	10 pc
SLS2L2	2 mm Wire, 6.6' Length	60 lb	10 pc
SLS2L3	2 mm Wire, 9.9' Length	60 lb	10 pc
SLS2L5	2 mm Wire, 16.4' Length	60 lb	10 pc
SLS2L7	2 mm Wire, 22.9' Length	60 lb	10 pc
SLS2L10	2 mm Wire, 32.8' Length	60 lb	10 pc
Wire Rope Diameter: 3 mm			
SLS3L1	3 mm Wire, 3.3' Length	150 lb	10 x 10 pc
SLS3L2	3 mm Wire, 6.6' Length	150 lb	10 x 10 pc
SLS3L3	3 mm Wire, 9.9' Length	150 lb	10 x 5 pc
SLS3L5	3 mm Wire, 16.4' Length	150 lb	10 x 5 pc
SLS3L7	3 mm Wire, 22.9' Length	150 lb	5 x 5 pc
SLS3L10	3 mm Wire, 32.8' Length	150 lb	5 x 5 pc

Parts are currently being phased out. Limited quantities available.

The 2 mm locking device is compatible with C-Channel Types E0 and E0L.
 The 3 mm locking device is compatible with C-Channel Types E1, E2, E2L, E3, E4, E5, Strut Channel Type C, Slotted, Strut Channel Type A, Slotted, Strut Channel Type AS, Perforated, Strut Channel Type CC, Slotted, Strut Channel Type AA, Slotted. Total load per wire on a multi-tier trapeze must not exceed static load.

SPEED LINK UNIVERSAL SUPPORT SYSTEM

SLS System

SPEED LINK SLS WITH THREADED STUD END

- Complete system includes wire, locking device and pre-assembled threaded stud end fitting
- Attaches to structures with threaded anchors or devices with threaded hole
- Finger tightening of nut secures the locking device into position without tools
- Installs in strut profiles without the need to insert fingers or tools into the strut



Material: Steel, Polypropylene, Zinc Alloy
 Finish: Electrogalvanized
 Static Load Safety Factor: 5:1
 Complies With: SMACNA HVAC-DCS
 Wire Rope Diameter: 2 mm



Part #	Description	F ↓	↓ Cube
SLS2L2SE250	2 mm Wire, 6.6' Length, 1/4" Rod	60 lb	10 pc
SLS2L3SE250	2 mm Wire, 9.9' Length, 1/4" Rod	60 lb	10 pc
SLS2L5SE250	2 mm Wire, 16.4' Length, 1/4" Rod	60 lb	10 pc

Parts are currently being phased out. Limited quantities available.

The 2 mm locking device is compatible with C-Channel Types E0 and E0L.
 Total load per wire on a multi-tier trapeze must not exceed static load.

SPEED LINK UNIVERSAL SUPPORT SYSTEM

SLS System

SPEED LINK SLS WITH WEDGE ANCHOR

- Complete system includes wire, locking device and wedge anchor from Powers Fasteners, Inc.
- Quickly and easily attaches into cracked and non-cracked concrete
- Installs in strut profiles without the need to insert fingers or tools into the strut
- Finger tightening of nut secures the locking device into position without tools
- No special tools required
- ETA-13/0106 approval available for wedge anchor from Powers Fasteners, Inc



Material: Steel, Polypropylene, Zinc Alloy
 Finish: Electrogalvanized
 Static Load Safety Factor: 5:1
 Complies With: SMACNA HVAC-DCS
 Wire Rope Diameter: 2 mm



Part #	Description	F	Box
SLS2L3WA6	2 mm Wire, 9.9' Length	60 lb	10 pc
SLS2L5WA6	2 mm Wire, 16.4' Length	60 lb	10 pc
SLS2L7WA6	2 mm Wire, 22.9' Length	60 lb	5 pc

Parts are currently being phased out. Limited quantities available.

The 2 mm locking device is compatible with C-Channel Types E0 and E0L.
 Total load per wire on a multi-tier trapeze must not exceed static load.

SPEED LINK UNIVERSAL SUPPORT SYSTEM

SLS System

SPEED LINK SLS TRAPEZE KIT

- Out of the box trapeze solution includes Telescoping Strut Replacement, wire rope with pre-assembled hook end-fitting, and two nVent CADDY Speed Link SLS locking devices
- Telescopes to the desired length and is locked in place by snapping closed a spring retainer clip
- Standard strut profile runs the entire length of the Telescoping Strut Replacement, allowing most standard fittings to be placed anywhere between the wire rope supports
- Supports up to seven 2" (50 DN) conduits, six 2" (50 DN) water filled pipes at 10" (3 m) spacing, or up to 18" (450 mm) cable tray
- Conduit and pipe can be placed directly on the strut profile, saving vertical space in buildings with limited room for installation
- Fastens to the building structure or hanging services by looping around and hooking to wire rope
- Hooks to a wide range of nVent CADDY fasteners
- Finger tightening of nut secures the locking device into position without tools
- Installs in telescoping strut replacement without the need to insert fingers or tools into the channel
- Easy to remove for applications requiring maintenance



Material: Steel, Zinc Alloy, Polyamide
 Finish: Electrogalvanized, Pregalvanized
 Wire Rope Diameter: 3 mm

Part #	Description	Static Load 1	Static Load 2
TSR1220SLS3	nVent CADDY Speed Link SLS Trapeze Kit	300 lb	200 lb

Static Load 1 represents a distributed load for 12" - 20" (300 - 500 mm) installations and a point load for 12" - 16" (300 - 400 mm) installations. Static Load 2 represents a point load for 16" - 20" (400 - 500 mm) installations.

SPEED LINK UNIVERSAL SUPPORT SYSTEM

LD System

SPEED LINK LD WITH HOOK

- Complete system includes wire, locking device and pre-assembled hook end fitting
- Hooks to a wide range of nVent CADDY fasteners
- Fastens to the building structure or hanging services by looping around and hooking to wire rope
- Easy to remove for applications requiring maintenance
- Spring latch helps provide secure connection
- Insert cable through hole and use bottom side of hook as an end stop



Material: Stainless Steel 304 (EN 1.4301)
 Static Load Safety Factor: 5:1
 Wire Rope Diameter: 1.5 mm



Part #	Description	F	
SLD15L2S	S304, 1.5 mm Wire, 6.6' Length	44 lb	20 x 2 pc
SLD15L5S	S304, 1.5 mm Wire, 16.4' Length	44 lb	20 x 2 pc
SLD15L10S	S304, 1.5 mm Wire, 32.8' Length	44 lb	20 x 2 pc

SPEED LINK Y-HOOK WITH EYELET EXTENSION

- Double hook offers easy attachment to basket tray, cable tray or lighting
- Convenient design allows one hook to be temporarily detached for maintenance or to add cables to the tray
- Y-design provides improved stability
- Spring latch helps provide secure connection



Material: Steel
 Finish: Electrogalvanized
 Static Load Safety Factor: 5:1



Part #	Description	F	
Wire Rope Diameter: 2 mm			
SLD2YH500	2 mm Wire, 19.6" Y-Length	100 lb	10 pc
SLD2YH800	2 mm Wire, 31.4" Y-Length	100 lb	10 pc
Wire Rope Diameter: 3 mm			
SLD3YH500	3 mm Wire, 19.6" Y-Length	200 lb	10 pc
SLD3YH800	3 mm Wire, 31.4" Y-Length	200 lb	20 pc

nVent CADDY Speed Link locking device not included.

SPEED LINK UNIVERSAL SUPPORT SYSTEM

Extensions

SPEED LINK Y-TOGGLE WITH EYELET EXTENSION

- Attaches to clearance holes in a variety of structures or hanging devices
- Ideal for supporting lighting fixtures
- Y-design provides improved stability



Material: Steel
 Finish: Electrogalvanized
 Static Load Safety Factor: 5:1



Part #	Description	F ↓	Certification
Wire Rope Diameter: 1.5 mm			
SLD15Y200	1.5 mm Wire, 7.8" Y-Length	44 lb	cULus
SLD15Y300	1.5 mm Wire, 11.8" Y-Length	44 lb	cULus
SLD15Y500	1.5 mm Wire, 19.6" Y-Length	44 lb	cULus
SLD15Y500R2	1.5 mm Wire, 19.6" Y-Length	44 lb	-
SLD15Y800	1.5 mm Wire, 31.4" Y-Length	44 lb	cULus
SLD15Y800R2	1.5 mm Wire, 31.4" Y-Length	44 lb	-
Wire Rope Diameter: 2.0 mm			
SLD2Y300	2 mm Wire, 11.8" Y-Length	100 lb	cULus
SLD2Y500	2 mm Wire, 19.6" Y-Length	100 lb	cULus

Parts are currently being phased out. Limited quantities available.

nVent CADDY Speed Link locking device not included.

SPEED LINK Y-TOGGLE WITH HOOK EXTENSION

- Attaches to clearance holes in a variety of structures or hanging devices
- Ideal for supporting lighting fixtures
- Y-design provides improved stability
- Spring latch of hook helps provide secure connection
- Hooks to a wide range of nVent CADDY fasteners



Material: Steel
 Finish: Electrogalvanized
 Static Load Safety Factor: 5:1



Part #	Description	F ↓	☐
SLD2Y300L050H	2 mm Wire, 2" Length, 11.8" Y-Length	100 lb	20 pc

nVent CADDY Speed Link locking device not included.

SPEED LINK UNIVERSAL SUPPORT SYSTEM

Extensions

SPEED LINK QUAD-TOGGLE WITH EYELET EXTENSION

- Secure hanging solution for use on control access points, projectors, etc.



Material: Steel
 Finish: Electrogalvanized
 Static Load Safety Factor: 5:1



Part #	Description	F ↓	☐
SLD15QT250	1.5 mm Wire, 9.8" Y-Length	44 lb	20 pc

nVent CADDY Speed Link locking device not included.

SPEED LINK SLK SPOOL KIT

- Kit includes spool of nVent CADDY Speed Link steel wire and nVent CADDY Speed Link SLK locking devices
- Wire spool and locking devices are packaged together, simplifying transportation to the jobsite and reducing inventory
- Packaging allows end-users to pull and cut any length of wire that is needed without having to take the spool out of the box
- Ideal for rework and installations where custom lengths of wire may be needed
- Wire rope constructed from seven bundles of seven strands each of steel aircraft wire
- Push/pull keyless release allows easy adjustments
- Low-profile locking device minimizes visual impact
- Cable spread of 90 degrees allows positioning the device closer to the load
- Keyless release tubes are easy to operate while wearing gloves
- Double-sided locking mechanism enables simple height adjustment



Material: Steel
 Finish: Electrogalvanized

Part #	Description	☐
SLK15L500PACK	1.5 mm Wire, 500', 100 Locking Devices	1 pc
SLK15L50MPACK	1.5 mm Wire, 164', 25 Locking Devices	1 pc
SLK2L100PACK	2 mm Wire, 328', 50 Locking Devices	1 pc

SPEED LINK UNIVERSAL SUPPORT SYSTEM


Locking Devices and Wire Rope

SPEED LINK SLK LOCKING DEVICE

- Push/pull keyless release allows easy adjustments
- Low-profile locking device minimizes visual impact
- Cable spread of 90 degrees allows positioning the device closer to the load
- Keyless release tubes are easy to operate while wearing gloves
- Double-sided locking mechanism enables simple height adjustment



Material: Steel, Polypropylene, Zinc Alloy

Part #	Description	
SLK2C200	1.5–2 mm Wire	200 pc
SLK2C50	1.5–2 mm Wire	50 pc
SLK3C200	3 mm Wire	200 pc
SLK3C50	3 mm Wire	50 pc

Locking devices are only to be used with nVent CADDY Speed Link wire spools and accessories with the same specified Wire Rope Diameter as the locking device. Do not use with any other wires.


SPEED LINK SLS LOCKING DEVICE

- Single barrel locking device allows for quick prefabrication of strut or brackets
- Push-on nut quickly and securely installs to strut or bracket to keep the locking device in position and eases installation
- Finger tightening of nut secures the locking device into position without tools
- Installs in strut profiles without the need to insert fingers or tools into the strut
- Push-on nut guides the cable into the locking device and brings stability to the support
- Installs with open side of the strut channel facing up or down for more flexibility



Material: Steel, Polypropylene, Zinc Alloy



Part #	Description	
SLS2C50	2 mm Wire	50 pc
SLS3C50	3 mm Wire	50 pc

The 2 mm locking device is compatible with C-Channel Types E0 and E0L.
 The 3 mm locking device is compatible with C-Channel Types E1, E2, E2L, E3, E4, E5, Strut Channel Type C, Slotted, Strut Channel Type A, Slotted, Strut Channel Type AS, Perforated, Strut Channel Type CC, Slotted, Strut Channel Type AA, Slotted. Locking devices are only to be used with nVent CADDY Speed Link wire spools and accessories with the same specified Wire Rope Diameter as the locking device. Do not use with any other wires.

SPEED LINK UNIVERSAL SUPPORT SYSTEM

Locking Devices and Wire Rope

SPEED LINK LD LOCKING DEVICE

- Low-profile locking device minimizes visual impact
- Suitable for 1.5 mm nVent CADDY Speed Link cable



Material: Stainless Steel 304 (EN 1.4301)

Part #	Description	
SLJR200	1.5 mm Wire	200 pc



The 1.5 mm locking devices are only to be used with the SLC15L1000SP and SLC15L50MSP wire spools, or any other 1.5 mm nVent CADDY Speed Link accessories. Do not use with any other wires.

WIRE SPOOL

- Spool with nVent CADDY Speed Link steel wire
- Wire rope constructed from seven bundles of seven strands each of steel aircraft wire



Material: Steel
Finish: Electrogalvanized

Part #	Description		
SLC15L50MSP	1.5 mm Wire, 164'	44 lb	1 pc
SLC15L1000SP	1.5 mm Wire, 1,000'	44 lb	1 pc
SLC2L1000SP	2 mm Wire, 1,000'	100 lb	1 pc
SLC3L1000SP	3 mm Wire, 1,000'	200 lb	1 pc

WIRE ROPE CUTTER

- Designed to reduce wire rope fraying



Material: Steel

Part #	Description	
SLWC	Wire Rope Cutter	1 pc

SPEED LINK UNIVERSAL SUPPORT SYSTEM



Accessories

CONCRETE FIXING EYEBOLT SCREW

- For use in concrete and brick
- Includes drill bit adaptor for easy installation




Material: Steel
Finish: Electrogalvanized

Part #	Description		
CFEB05	0.256" Hole, H6 Screw	160 lb	100 pc

EYE SCREW



Material: Steel
Finish: Electrogalvanized

Part #	Description	
SLEB250	1/4" Screw	100 pc
SLEB375	3/8" Screw	100 pc
SLEBWS	H6 Screw	100 pc

Part is currently being phased out. Limited quantities available.

LIGHT DUTY LIGHT FIXTURE EYELET

- Inserts into openings of light fixture
- Hook or loop through lighting clip to suspend lighting from wire rope or chain



Material: Stainless Steel 302 (EN 1.4324)

Part #	Description		
SLLC250	Light Duty Light Fixture Eyelet	12 lb	200 pc

Do not use light fixture eyelet as a lifting device.

SPEED LINK UNIVERSAL SUPPORT SYSTEM

Accessories

MC/AC CABLE CLIP

- Spring steel cable attachment
- Allows for electrical cable to be attached to nVent CADDY Speed Link wire rope



Material: Spring Steel
Finish: nVent CADDY Armour

Part #	Description	
SL1214	0.468"–0.562" OD	100 pc
SL1518	0.5"–0.718" OD	100 pc

ANGLE BRACKET WITH OBLONG HOLE

- 90° angle mounting bracket
- Suitable for shot firing or screw fixing
- With oblong hole to allow nVent CADDY Speed Link hook



Material: Steel
Finish: Pregalvanized

Part #	Description	F	
SLAFAB3	3/16" Hole	200 lb	50 pc

Ceiling / Acoustical



CEILING/ACOUSTICAL Acoustical Lighting Hangers


LAY-IN AND TROFFER SUPPORT CLIP, STRAIGHT/UPTURNED LIP

- Provides a positive method for securing troffers, lay-ins, and air diffusers
- Four clips per fixture required by code



Material: Spring Steel



Part #	Description		Certification
Finish: DACROMET® 320			
515A	DACROMET 320	100 pc	UL
Finish: Painted – Color: White			
515AWHA	White	100 pc	–

No load rating, for positioning only.

LAY-IN AND TROFFER SUPPORT CLIP, STRAIGHT LIP

- Provides a positive method for securing troffers, lay-ins, and air diffusers
- Complies with The National Electrical Code, Article 410.36 Means of Support
- Four clips per fixture required by code



Material: Spring Steel
Finish: nVent CADDY Armour



Part #	Description	
515	Lay-In and Troffer Support Clip, Straight Lip	100 pc

No load rating, for positioning only.

CEILING/ACOUSTICAL

Acoustical Lighting Hangers

LIGHT FIXTURE SUSPENSION BAR

- Reduces installation time
- No tools required for installation
- End clips rotate for mounting horizontal or vertical base plates
- Position of fixture is adjustable, simply slide to location
- Applicable to a wide variety of light fixtures
- Measure width of bar to find appropriate bar for fixture
- No center clips required
- Replaces fixture bar



Material: Spring Steel
 Finish: nVent CADDY Armour

Part #	Description
For T-GRID	
517A	Standard 5/8" x 1/4" Replacement Bar
517B	Narrow 1/2" x 1/8" Replacement Bar
517C	Wide 3/4" x 1/8" Replacement Bar
For HAT CHANNEL	
517FCA	Standard 5/8" x 1/4" Replacement Bar
517FCB	Narrow 1/2" x 1/8" Replacement Bar
517FCC	Wide 3/4" x 1/8" Replacement Bar



No load rating, for positioning only.

Part #	517B / 517FCB	517A / 517FCA	517C / 517FCC
Replacement Bar Type	Narrow 1/2" x 1/8"	Standard 5/8" x 1/4"	Wide 3/4" x 1/8"
Light Fixtures	Capri HSG Halo H7 Lightolier 711	Capri PR-751CX Capri R-10C Capri R-10X Capri R-9X Halo H17 Juno AP Juno APT Juno IC Juno ICT Juno J Juno SC Juno TC Thomas RI-IC	Marco Progress P-7

CEILING/ACOUSTICAL Acoustical Lighting Hangers

SUSPENSION BAR FOR LIGHTOLIER® CALCULITE®

- Reduces installation time
- Only a screwdriver required
- Position of fixture is adjustable with span




Material: Spring Steel
Finish: nVent CADDY Armour

Part #	Description	
520	24" T-Grid Span	10 pc

No load rating, for positioning only.

FLUORESCENT LIGHT FIXTURE HANGER

- Provides an easy method of supporting an industrial class fluorescent light fixture from S-Hooks and Jack Chain
- Fits most fluorescent light fixtures
- Reduces the need to modify Jack Chain for fixture installation
- No tools required for installation




Material: Steel
Finish: Plain

Part #	Description		
LFC	Side Mount	50 lb	100 pc
LFC90	Top Mount	50 lb	100 pc

CEILING/ACOUSTICAL Acoustical Lighting Hangers

SEISMIC LIGHTING FIXTURE CLAMP

- Secures fluorescent light fixtures to the ceiling frame members
- Requires no additional chains, cables or slack wires attached to the fixture
- Helps strengthen integrity of the T-Grid system
- Holds in place against the force of standard fire-hose pressure
- Meets U.S. building code and electrical code specifications
- Also satisfies NEC® 410.16(C) positive attachment for secure fastening of luminaires (fixtures) complying with Building Code Reference AC184
- Reusable and cost effective



Material: Steel
Finish: Plain



Part #	Description
SFCLT	One Standard Tapered 2' x 4' Fixture
SFCLTCF	One 2' x 2' Fixture
SFCLTCFS	Reinforcement of T-Bar Main Runner/Cross Runner Connections
SFCLTE	Two Standard Tapered 2' x 4' Fixtures End-to-End
SFCLTS	Two Standard Tapered 2' x 4' Fixtures Side-by-Side


Tested for compliance to the UBC, NEC®, NBC, and CEC.

ADJUSTABLE BOX AND CONDUIT SUPPORT

- Supports boxes and conduit above acoustical T-Grid
- Allows attachment of conduit clips with thread impressions at required height
- No tools required for installation



Material: Spring Steel
Finish: nVent CADDY Armour

Part #	Description	
528	4 1/4"–7 1/4"	50 pc

Additional support wire required per NEC® 300.11. No load rating, for positioning only.


CEILING/ACOUSTICAL Adjustable Box Components and Conduit Supports

T-GRID RIVET TO HANGER ASSEMBLY

- Supports boxes and conduit above acoustical T-Grid
- Allows attachment of conduit clips with thread impressions at required height
- No tools required for installation



Material: Spring Steel
Finish: nVent CADDY Armour

Part #	Description	
5288P	1/2' EMT	25 pc
52812P	3/4" EMT	25 pc
52816P	1" EMT	25 pc

Additional support wire required per NEC® 300.11.No load rating, for positioning only.
Comes with P-series with THD impression screw assembled to top hole location (adjustable).

CONDUIT/BOX TO T-GRID SUPPORT

- Provides a method for attaching above acoustical tee bars
- Thread impression hole for direct attachment to an outlet box or conduit clips
- Provides an exact alignment when used in combination with a conduit clip and outlet box, eliminating an offset bend in the conduit



Material: Spring Steel
Finish: nVent CADDY Armour



Part #	Description	
4ACS	1/4" Hole, Threaded	100 pc

Consult local authority for application approval. Not to be used to hang Tee Grid.

CEILING/ACOUSTICAL Adjustable Box Components and Conduit Supports

T-GRID CLIP, TOP MOUNT

- Clips on acoustical tee bar providing a threaded hole for securing conduit, boxes, or bridle rings
- Eliminates need for offset bending conduit



Material: Spring Steel
Finish: nVent CADDY Armour

Part #	Description	
ATA4I	1/4" Hole, Threaded	100 pc

No load rating, for positioning only.

T-GRID CLIP, SIDE MOUNT

- Clips on acoustical tee bar providing a threaded hole for securing conduit, boxes, or bridle rings
- Eliminates need for offset bending conduit



Material: Spring Steel
Finish: nVent CADDY Armour

Part #	Description	
ATS4I	1/4" Hole, Threaded	100 pc

No load rating, for positioning only. Additional support required per NEC® 300.11.

CEILING/ACOUSTICAL

Adjustable Box Components and Conduit Supports

MC/AC CABLE TO T-GRID CLIP

- Manufactured with stabilizer legs for virtually “wobble-free” support
- No tools required for installation
- Compliant with NEC® Article 300.4(d), allowing cable to be positioned a minimum of 1-1/4” from face of stud
- Compliant with CEC Rule 12-618 for support of MC/AC cable



Material: Spring Steel
Finish: nVent CADDY Armour

Part #	Description	
MAC2ATA	14-2 to 10-3 MC/AC	100 pc

Assemblies allow for support from most main and substructures.

NM CABLE TO T-GRID CLIP

- Supports non-metallic sheathed cable with ground wire



Material: Spring Steel
Finish: nVent CADDY Armour



Part #	Description	
RMXATS	14-2, 12-2 NM, 0.28”–0.32” OD	100 pc

Assemblies allow support from most main and substructures.


CEILING/ACOUSTICAL Adjustable Box Components and Conduit Supports

MATA CONDUIT TO T-GRID CLIP

- Provides a method of securing conduit above acoustical tee bar
- No tools required for installation
- Eliminates need for offset bending conduit



Material: Spring Steel
Finish: nVent CADDY Armour

Part #	Description	
812MATA	1/2", 3/4" EMT, 0.709"–1.181" OD	100 pc
16MATA	1" EMT	100 pc
6MATA	14-2 to 12-3 MC/AC, 0.551" Min, 0.709" Max, 0.552" Nom OD, 3/8" Flexible	100 pc


No load rating, for positioning only. Additional support required per NEC® 300.11.

MATS CONDUIT TO T-GRID CLIP

- Provides a method of securing conduit above acoustical tee bar
- Clip rotates for securing conduit in either horizontal or vertical orientation
- No tools required for installation
- Eliminates need for offset bending conduit



Material: Spring Steel
Finish: nVent CADDY Armour

Part #	Description	
812MATS	1/2", 3/4" EMT, 0.709"–1.181" OD	100 pc
16MATS	1" EMT	100 pc
6MATS	14-2 to 12-3 MC/AC, 0.551" Min, 0.709" Max, 0.552" Nom OD, 3/8" Flexible	100 pc

No load rating, for positioning only. Additional support required per NEC® 300.11.


CEILING/ACOUSTICAL Adjustable Box Components and Conduit Supports

PATA CONDUIT TO T-GRID CLIP

- Provides a method of supporting conduit above acoustical tee bar
- No tools required for installation
- Eliminates need for offset bending conduit



Material: Spring Steel
Finish: nVent CADDY Armour
Orientation: Top Mount

Part #	Description	
8PATA	1/2" EMT	100 pc
12PATA	3/4" EMT	100 pc
16PATA	1" EMT	100 pc


No load rating, for positioning only. Additional support required per NEC® 300.11.

PATS CONDUIT TO T-GRID CLIP

- Provides a method of supporting conduit above acoustical tee bar
- Clip rotates for securing conduit in either horizontal or vertical orientation
- No tools required for installation
- Eliminates need for offset bending conduit



Material: Spring Steel
Finish: nVent CADDY Armour
Orientation: Side Mount

Part #	Description	
8PATS	1/2" EMT	100 pc
12PATS	3/4" EMT	100 pc
16PATS	1" EMT	100 pc

No load rating, for positioning only. Additional support required per NEC® 300.11.

CEILING/ACOUSTICAL

Chain and Hooks

S HOOK

- For suspending chains, perforated bands, and similar items



Material: Steel
Finish: Plain

Part #	Description	F ↓
771	0.12" dia	29 lb

JACK CHAIN

- Used to support lighting fixtures



Material: Steel
Finish: Plain

Part #	Description	F ↓	📦
770	Jack Chain	30 lb	100'

JACK CHAIN WITH HAMMER-ON FLANGE CLIP

- Used to support lighting fixtures



Material: Steel, Spring Steel
Finish: Plain, nVent CADDY Armour

Part #	Description	F ↓	📦
4H2477036	Jack Chain with Hammer-On Flange Clip	30 lb	100 pc

CEILING/ACOUSTICAL


FAN/FIXTURE MOUNT

- 2-1/8" electrical box is premounted and centered on bracket and is fully adjustable up to 8" in either direction
- Electrical box has three open knockouts for quick installation
- Each kit includes screws to mount fan, nVent CADDY Speed Link to support from building structure and two Fixture Mount Stabilizer Clips (FMSBC1) to stabilize ceiling tiles



Material: Steel
Finish: Pregalvanized



Part #	Description	
512HDFM35	35 lb Working Load	2 pc
512HDFM70	70 lb Working Load	1 pc

ELECTRICAL DROP WIRE SECURING CLIP

- Helps prevent sway of dedicated electrical drop wire/rod
- Will not affect ceiling grid systems negatively
- No tools required for installation
- Forgiving design doesn't require exact cutting of rod/wire
- Painted yellow for easy identification by the inspector



Material: Steel
Finish: Painted

Part #	Description	
EC311	#8 Wire	100 pc

Consult local authority for application approval. Refer to NEC® 300.13.


CEILING/ACOUSTICAL
Independent Electrical Drop Wire/Rod Securing Clips

ELECTRICAL DROP WIRE/ROD SECURING CLIP

- Helps prevent sway of dedicated electrical drop wire/rod
- Will not affect ceiling grid systems negatively
- No tools required for installation
- Forgiving design doesn't require exact cutting of rod/wire
- Painted yellow for easy identification by the inspector



Material: Steel
 Finish: Painted

Part #	Description	
EC3114Z34	1/4" Rod, #8 Wire	100 pc
EC3116Z34	3/8" Rod	100 pc

Consult local authority for application approval. Refer to NEC® 300.13.

PLASTIC ELECTRICAL DROP WIRE SECURING CLIP

- Helps prevent sway of dedicated electrical drop wire/rod
- Will not affect ceiling grid systems negatively
- No tools required for installation
- Forgiving design doesn't require exact cutting of rod/wire
- Yellow plastic for easy identification by the inspector
- Plenum rated



Material: Polypropylene
 Finish: Plain

Part #	Description	
EC311P	1/4" Hole	100 pc

Consult local authority for application approval. Refer to NEC® 300.13.

CEILING/ACOUSTICAL

INDEPENDENT SUPPORT CLIP

- Provides a means of independent support of fixtures
- No tools required for installation
- Includes mounting hardware



Material: Spring Steel
Finish: nVent CADDY Armour



Part #	Description	F ↓	☐	Certification
IDS	15/16" T-Grid, 0.563" Screw, Washer-Wing Nut	65 lb	100 pc	UL
IDS15	15/16" T-Grid, 1.5" Screw, Washer-Wing Nut	65 lb	100 pc	UL
IDS2	15/16" T-Grid, 2" Screw, Washer-Wing Nut	65 lb	100 pc	UL
IDS9	9/16" T-Grid, 0.563" Screw, Washer-Wing Nut	65 lb	100 pc	UL
IDS915	9/16" T-Grid, 1.5" Screw, Washer-Wing Nut	65 lb	100 pc	–
IDS95	9/16" T-Grid, 0.563" Screw, Washer-Wing Nut	65 lb	100 pc	UL
IDS95LN	9/16" T-Grid, 0.563" Screw	65 lb	100 pc	–
IDS95T	9/16" T-Grid, 0.563" Screw, Pal Nut	65 lb	100 pc	–
IDS95TWB	9/16" T-Grid, 0.563" Screw, Brass Barrel Nut	65 lb	100 pc	–
IDS9LN	9/16" T-Grid, 0.563" Screw	65 lb	100 pc	–
IDS9T	9/16" T-Grid, 0.563" Screw, Pal Nut	65 lb	100 pc	–
IDS9TWB	9/16" T-Grid, 0.563" Screw, Brass Barrel Nut	65 lb	100 pc	–
IDSLN	15/16" T-Grid, 0.563" Screw	65 lb	100 pc	–
IDST	15/16" T-Grid, 0.563" Screw, Pal Nut	65 lb	100 pc	–
IDSTWB	15/16" T-Grid, 0.563" Screw, Brass Barrel Nut	65 lb	100 pc	–

IDS9 for use with Ultra Line 3500, AWW Ultra Line 3600 (a trademark product of Chicago Metallics Corp.)

CEILING/ACOUSTICAL
Lathers Channel Hangers

LATHERS CHANNEL CONDUIT CLIP

- No tools required for installation



Material: Steel
Finish: Plain



Part #	Description	F ↓	📦	Certification
8D15L	1/2" EMT, 1 1/2" Channel	50 lb	100 pc	cULus
12D15L	3/4" EMT, 1 1/2" Channel	50 lb	100 pc	cULus
16D15L	1" EMT, 1 1/2" Channel	50 lb	100 pc	-
20D15L	1 1/4" EMT, 1 1/2" Channel	50 lb	100 pc	-

Static Load is applicable for installations where conduit hangs below lathers channel.

LATHERS CHANNEL TO ROD CLIP, CENTER MOUNT

- Provides pre-leveling of channel
- No tools required for installation
- Use with plain rod



Material: Spring Steel
Finish: nVent CADDY Armour



Part #	Description	F ↓	📦
4B15L	1 1/2' Channel, 1/4" Rod	200 lb	100 pc

CEILING/ACOUSTICAL Lathers Channel Hangers

LATHERS CHANNEL TO ROD/WIRE CLIP, SIDE MOUNT

- Provides pre-leveling of channel
- No tools required for installation
- Use with plain rod or wire
- 4B15LS replaces HRL15A (discontinued) for bridging application.



Material: Spring Steel
Finish: nVent CADDY Armour



Part #	Description	F ↓	☐
4B15LS	1 1/2" Channel, 1/4" Rod	200 lb	100 pc
2B15LS	1 1/2" Channel, #8 Wire	160 lb	100 pc
4B2LS	2" Channel, 1/4" Rod	160 lb	100 pc

LATHERS CHANNEL TO T-GRID CLIP

- Allows 6" drop space providing area for light fixtures
- Installs quickly and easily



Material: Spring Steel
Finish: nVent CADDY Armour

Part #	Description	☐
LTGH	1 1/2' Channel, 1/2"-5/8" Flange	100 pc

LATHERS CHANNEL BOX MOUNT

- Provides attachment of conduit and outlet boxes directly to lathers channel with furnished screw
- Can be applied to the top or bottom flange of the channel
- Eliminates offset bending conduit




Material: Spring Steel
Finish: nVent CADDY Armour

Part #	Description	☐
4LCB	5/8" Max Flange Width, 3/4", 1 1/2", 2" Channel	100 pc

CEILING/ACOUSTICAL Lathers Channel Hangers

SUPPORT BOX FROM LATHERS CHANNEL

- Provides a convenient method of supporting an electrical box from lathers channel
- “One piece/two piece” construction helps prevent dropping of loose parts
- Built-in thread impressions eliminate the need for nuts
- Multiple pre-punched holes allow for box height adjustability
- Screw and nut are provided



Material: Steel
Finish: Pregalvanized

Part #	Description	
LCSB12	3/4", 1 1/2", 2" Channel	50 pc

No load rating, for positioning only.



T-GRID BOX HANGER

- Dual height feature permits 1-1/2" (38 mm) deep electrical box to be mounted flush with tile or offset 3/4" (19 mm) for plaster ring
- Allows 2-1/8" (54 mm) deep electrical box to be mounted flush with tile
- Snaps easily onto T-Grid
- Hanger comes complete with box mounting clip and screw



Material: Steel, Spring Steel
Finish: Pregalvanized, nVent CADDY Armour



Part #	Description			Certification
51212	12" T-Grid Span	20 lb	50 pc	cULus
51220	20" T-Grid Span	20 lb	50 pc	–
512	24" T-Grid Span	20 lb	50 pc	–
512TC (CANADA)	24" T-Grid Span	20 lb	50 pc	–
51230	30" T-Grid Span	20 lb	50 pc	–

Not to exceed static load without independent wire support to box mounting clip. Not permitted for paddle fans.

CEILING/ACOUSTICAL T-Grid Box Hangers

ADJUSTABLE T-GRID BOX HANGER

- Adjustable height allows installation of double deep boxes, speaker cases and emergency light fixtures above T-Grid
- Snaps easily onto T-Grid
- Hanger comes complete with box mounting clip and screw



Material: Steel, Spring Steel
Finish: Pregalvanized, nVent CADDY Armour

Part #	Description	F ↓
51220A	20" T-Grid Span	20 lb
512A	24" T-Grid Span	20 lb
512ATC (CANADA)	24" T-Grid Span	20 lb

Not to exceed static load without independent wire support to box mounting clip. Not permitted for paddle fans.

HEAVY DUTY T-GRID BOX HANGER

- Quickly mounts a box to T-grid
- Adjustable height for various electrical box depths
- Mounts flush with face of tile
- Installs by hand
- Drop wire for independent support from clip and/or bar
- Screws easily to tee bar for added stability
- Supports multiple box installations



Material: Steel, Spring Steel
Finish: Pregalvanized, nVent CADDY Armour




Part #	Description	F ↓	☐	Certification
512HD	Mounting Clip	50 lb	25 pc	cULus
512HDTC (CANADA)	Mounting Clip	50 lb	25 pc	cULus
512HDBP	Mounting Clip	50 lb	12 pc	–
512HDBPTC (CANADA)	Mounting Clip	50 lb	12 pc	–
512HDEEP	Mounting Clip, Extension Bracket	50 lb	25 pc	–
512HDEEPTC (CANADA)	Mounting Clip, Extension Bracket	50 lb	25 pc	–

Standard bar mounts 2 1/8" box. Break off tabs for 1 1/2" deep box. Mounts flush with face of tile. 512HDEEP Series with additional 512HDXT mounts 2 1/8" deep box with 1 1/2" extension ring. Not permitted for paddle fans.

CEILING/ACOUSTICAL T-Grid Box Hangers

MOUNTING CLIP FOR T-GRID BOX HANGER WITH SCREW

- Provides secure attachment of electrical boxes to T-Grid Box Hangers



Material: Spring Steel
Finish: nVent CADDY Armour



Part #	Description	
BHC	1/4" Screw	100 pc

MOUNTING CLIP FOR T-GRID BOX HANGER

- Attaches to 512 T-Grid Box Hanger to secure electrical box



Material: Spring Steel
Finish: nVent CADDY Armour

Part #	Description	
CHB	Mounting Clip for T-Grid Box Hanger	100 pc
CHBTC (CANADA)	Mounting Clip for T-Grid Box Hanger	100 pc

MOUNTING CLIP SCREW FOR T-GRID BOX HANGER



Material: Steel
Finish: Black Oxide

Part #	Description	
S102438BP50	#10 Screw	50 pc

CEILING/ACOUSTICAL T-Grid Box Hangers

EXTENSION BRACKET FOR HEAVY DUTY T-GRID BOX HANGER

- Attaches to T-Grid Box Hanger to accommodate double deep boxes
- Tall grid compatible
- Installs by hand



Material: Steel
Finish: Pregalvanized




Part #	Description	
512HDXT	3 5/8"	50 pc

MOUNTING CLIP FOR HEAVY DUTY T-GRID BOX HANGER

- Attaches electrical box to 512HD Heavy Duty T-Grid Box Hanger
- Installs by hand



Part #	Description	
510HD	Material: Spring Steel; Finish: CADDY ARMOUR	100 pc
510HDTC (CANADA)	Material: Steel; Finish: Pregalvanized	100 pc

FIXTURE MOUNT STABILIZER CLIP

- Levels signage
- Secures ceiling tile during installation of trim rings
- Helps eliminate bulges in ceiling tiles
- Works with square or hex-shaped electrical boxes
- Can be used on boxes with or without plaster rings
- No installation tools required
- Easy to adjust and maintains shape after installation



Material: Steel
Finish: Plain

Part #	Description	
FMSBC1	Fixture Mount Stabilizer Clip	100 pc

CEILING/ACOUSTICAL T-Grid Box Hangers

T-GRID PERIMETER CLIP

- Attaches T-Grid to edge trim without riveting
- Can be used to accommodate partial tiles
- Clip is easily repositioned along T-Grid or edge trim




Material: Spring Steel
Finish: nVent CADDY Armour

Part #	Description	
TGE	T-Grid Perimeter Clip	100 pc

4G16 TWIST CLIP

- Fast, easy and secure twist-on installation
- No special tools required
- Designed to reduce scratching of T-grid



Material: Spring Steel
Finish: nVent CADDY Armour


Part #	Description		
4G16LS	15/16" T-Grid	50 lb	100 pc

4G16 TWIST CLIP WITH STUD

- Supports electrical fixtures from acoustical T-grid
- No tools required for installation
- Fast, easy and secure twist-on installation
- Nut sold separately



Material: Spring Steel, Steel
Finish: nVent CADDY Armour

Part #	Description	
4G16LN	CADDY ARMOUR, 15/16" T-Grid, 1/4" Screw, 0.563" Screw	50 lb

CEILING/ACOUSTICAL

4G16 TWIST CLIP WITH WING NUT

- Supports electrical fixtures from acoustical T-grid
- No tools required for installation
- Fast, easy and secure twist-on installation
- Wing nut included



Material: Spring Steel

Part #	Description	F ↓	☐	Certification
Finish: nVent CADDY Armour				
4G16	0.563" Screw	50 lb	100 pc	UL
4G161	1" Screw	50 lb	100 pc	–
4G1615	1.5" Screw	50 lb	100 pc	UL
4G162	2" Screw	50 lb	100 pc	UL
Finish: Painted – Color: White				
4G16WH	0.563" Screw	50 lb	100 pc	–
4G162WH	2" Screw	50 lb	100 pc	–

4G16H TWIST CLIP WITH 90° PLAIN HOLE

- Provides an attachment for nVent CADDY Speed Link assemblies, wire, S-hooks, or chain from T-Grid
- Fast, easy and secure twist-on installation
- No tools required for installation



Material: Spring Steel

Part #	Description	F ↓	☐
Finish: nVent CADDY Armour – Color: Gray			
4G16H	CADDY ARMOUR, , 1/4" Hole, 1/16" Max Flange, 15/16" T-Grid	40 lb	100 pc
Finish: Painted – Color: White			
4G16HWH	1/4" Hole, 1/16" Max Flange, 15/16" T-Grid	40 lb	100 pc

CEILING/ACOUSTICAL T-Grid Twist Clips

4G24 TWIST CLIP WITH WING NUT, WIDE GRID

- Supports electrical fixtures from acoustical T-grid
- No tools required for installation
- Fast, easy and secure twist-on installation
- Wing nut included



Material: Spring Steel
Finish: nVent CADDY Armour
Color: Gray

Part #	Description		
4G24	5/8" Screw	40 lb	100 pc

4G9 TWIST CLIP

- Fast, easy and secure twist-on installation
- No special tools required
- Designed to reduce scratching of T-grid



Material: Spring Steel
Finish: nVent CADDY Armour

Part #	Description		
4G9LS	9/16" T-Grid, 1/4" Hole	40 lb	100 pc

4G9 TWIST CLIP WITH WING NUT, NARROW GRID

- Fast, easy and secure twist-on installation
- No special tools required
- Wing nut included
- Designed to reduce scratching of T-grid



Material: Spring Steel
Finish: nVent CADDY Armour




Part #	Description		
4G9	9/16" T-Grid, 1/4" Screw, 5/8" Screw	40 lb	100 pc

CEILING/ACOUSTICAL T-Grid Twist Clips

4G8 TWIST CLIP FOR TRACK LIGHTING

- Fast, easy and secure twist-on installation
- No special tools required




Material: Spring Steel, Steel



Part #	Description	F ↓	☐	Certification
Finish: nVent CADDY Armour				
4G8S7	CADDY ARMOUR, 15/16" T-Grid, #8 Screw, 7/16" Screw, Pal Nut	25 lb	100 pc	UL
4G8WB	CADDY ARMOUR, 15/16" T-Grid, #8 Screw, 5/8" Screw, Brass Barrel Nut	25 lb	100 pc	–
4G8	CADDY ARMOUR, 15/16" T-Grid, #8 Screw, 5/8" Screw, Pal Nut	25 lb	100 pc	UL
Finish: Painted — Color: White				
4G8S7WH	15/16" T-Grid, #8 Screw, 7/16" Screw, Pal Nut	25 lb	100 pc	UL
4G8WHWB	15/16" T-Grid, #8 Screw, 5/8" Screw, Brass Barrel Nut	25 lb	100 pc	–
4G8WH	15/16" T-Grid, #8 Screw, 5/8" Screw, Pal Nut	25 lb	100 pc	UL

2G9 TWIST CLIP FOR TRACK LIGHTING, NARROW GRID

- Fast, easy and secure twist-on installation
- No special tools required



Material: Spring Steel, Steel
Finish: nVent CADDY Armour




Part #	Description	F ↓	☐	Certification
2G9WB	7/16" Screw, Brass Barrel Nut	25 lb	100 pc	–
2G9	7/16" Screw, Pal Nut	25 lb	100 pc	UL
2G9S10WB	5/8" Screw, Brass Barrel Nut	25 lb	100 pc	–
2G9S10	5/8" Screw, Pal Nut	25 lb	100 pc	UL

CEILING/ACOUSTICAL T-Grid Twist Clips

PT16 TWIST CLIP FOR WALL PARTITION

- Fast, easy and secure twist-on installation
- No special tools required
- Designed to reduce scratching of T-grid



Material: Spring Steel, Steel
Finish: nVent CADDY Armour

Part #	Description	F ↓	☐
PT16LN	3/4" Screw	50 lb	100 pc

PT16 TWIST CLIP FOR WALL PARTITION WITH WING NUT

- Fast, easy and secure twist-on installation
- No special tools required
- Designed to reduce scratching of T-grid



Material: Spring Steel, Steel

Part #	Description	F ↓	☐
Finish: nVent CADDY Armour			
PT16	CADDY ARMOUR, 3/4" Screw	50 lb	100 pc
Finish: nVent CADDY Armour, Felt-Lined			
PT16FP	CADDY ARMOUR, , 3/4" Screw	50 lb	100 pc

CEILING/ACOUSTICAL T-Grid Twist Clips

TWIST CLIP SPACER FOR RECESSED T-GRID

- Provides a mounting surface level with recessed grid systems
- No tools required for installation
- For use with studded Twist Clips



Material: Spring Steel
Finish: nVent CADDY Armour

Part #	Description	
4TGS	1/4" Hole	100 pc

WING NUT FOR TWIST CLIPS

- Large diameter allows the use of knock-outs as mounting points
- Combination wing nut and washer



Material: Spring Steel
Finish: nVent CADDY Armour

Part #	Description	
4WN	1/4" Hole, Threaded	100 lb

When using with other fasteners refer to the lowest load rating.

PLASTIC SPACER FOR PT16 TWIST CLIP

- Spacer for use with recessed grid systems
- Ensures recessed grid systems remain flush when surface mounting fixtures



Material: Acrylonitrile Butadiene Styrene

Part #	Description	
PT16SPCR	15/16" T-Grid	100 pc

(Mechanical) Pipe and Tube Fixings



MECHANICAL

Pipe/Tube to Strut

RIGD SINGLE PIECE STRUT CLAMP FOR PIPE/RIGID CONDUIT

- One piece break apart strut clamp (1/2" thru 4" pipe size)
- Includes thread impression and captured screw (1/2" thru 4" pipe size)
- Fits into open side of strut channel
- Conforms with Manufacturers Standardization Society (MSS) SP-58 (Type 59)



Part #	Description	F ↓	📦	Certification
Material: Stainless Steel 304 (EN 1.4301)				
RIGD0050S4	S304, 1/2" Pipe, 0.84" OD	400 lb	100 pc	cULus
RIGD0075S4	S304, 3/4" Pipe, 1.05" OD	600 lb	100 pc	cULus
RIGD0100S4	S304, 1" Pipe, 1.315" OD	600 lb	100 pc	cULus
RIGD0125S4	S304, 1 1/4" Pipe, 1.66" OD	600 lb	50 pc	cULus
RIGD0150S4	S304, 1 1/2" Pipe, 1.9" OD	800 lb	50 pc	cULus
RIGD0200S4	S304, 2" Pipe, 2.375" OD	800 lb	50 pc	cULus
RIGD0250S4	S304, 2 1/2" Pipe, 2.875" OD	800 lb	25 pc	cULus
RIGD0300S4	S304, 3" Pipe, 3.5" OD	800 lb	25 pc	cULus
RIGD0400S4	S304, 4" Pipe, 4.5" OD	1,000 lb	25 pc	cULus
RIGD0600S4	S304, 6" Pipe, 6.625" OD	1,000 lb	25 pc	—
Material: Steel – Finish: Electrogalvanized				
RIGD0050EG	EG, 1/2" Pipe, 0.84" OD	400 lb	100 pc	cULus
RIGD0075EG	EG, 3/4" Pipe, 1.05" OD	600 lb	100 pc	cULus
RIGD0100EG	EG, 1" Pipe, 1.315" OD	600 lb	100 pc	cULus
RIGD0125EG	EG, 1 1/4" Pipe, 1.66" OD	600 lb	50 pc	cULus
RIGD0150EG	EG, 1 1/2" Pipe, 1.9" OD	800 lb	50 pc	cULus
RIGD0200EG	EG, 2" Pipe, 2.375" OD	800 lb	50 pc	cULus
RIGD0250EG	EG, 2 1/2" Pipe, 2.875" OD	800 lb	25 pc	cULus
RIGD0300EG	EG, 3" Pipe, 3.5" OD	800 lb	25 pc	cULus
RIGD0350EG	EG, 3 1/2" Pipe, 4" OD	1,000 lb	25 pc	cULus
RIGD0400EG	EG, 4" Pipe, 4.5" OD	1,000 lb	25 pc	cULus

MECHANICAL

Pipe/Tube to Strut

USC UNIVERSAL STRUT CLAMP FOR PIPE/CONDUIT

- Consists of two clamps, nut and bolt
- Fits into open side of strut channel
- Conforms with Manufacturers Standardization Society (MSS) SP-58 (Type 59)





Material: Steel

Part #	Description	F	
Finish: ElectroGalvanized			
USC006EG	EG, 0.25" OD	450 lb	100 pc
USC010EG	EG, 0.38" OD	450 lb	100 pc
USC013EG	EG, 0.5"-0.54" OD	450 lb	100 pc
USC016EG	EG, 0.58"-0.63" OD, 3/8" EMT	450 lb	100 pc
USC017EG	EG, 0.65"-0.7" OD, 3/8" Pipe	450 lb	100 pc
USC020EG	EG, 0.71"-0.79" OD, 1/2" EMT	450 lb	100 pc
USC021EG	EG, 0.81"-0.84" OD, 1/2" Pipe	450 lb	100 pc
USC022EG	EG, 0.85"-0.88" OD	450 lb	100 pc
USC025EG	EG, 0.92"-1" OD, 3/4" EMT	450 lb	100 pc
USC026EG	EG, 1"-1.06" OD, 3/4" Pipe	450 lb	100 pc
USC028EG	EG, 1.1"-1.14" OD	450 lb	100 pc
USC031EG	EG, 1.16"-1.26" OD, 1" EMT	450 lb	100 pc
USC033EG	EG, 1.29"-1.32" OD, 1" Pipe	450 lb	100 pc
USC036EG	EG, 1.33"-1.5" OD	600 lb	50 pc
USC040EG	EG, 1.51"-1.6" OD, 1 1/4" EMT	600 lb	50 pc
USC042EG	EG, 1.63"-1.67" OD, 1 1/4" Pipe	600 lb	50 pc
USC046EG	EG, 1.69"-1.77" OD, 1 1/2" EMT	600 lb	50 pc
USC048EG	EG, 1.87"-1.97" OD, 1 1/2" Pipe	600 lb	50 pc
USC053EG	EG, 1.98"-2.11" OD	850 lb	50 pc
USC054EG	EG, 2.12"-2.17" OD	850 lb	50 pc
USC058EG	EG, 2.2"-2.25" OD, 2" EMT	850 lb	50 pc
USC060EG	EG, 2.34"-2.45" OD, 2" Pipe	850 lb	50 pc
USC063EG	EG, 2.45"-2.54" OD	850 lb	50 pc
USC068EG	EG, 2.6"-2.72" OD	850 lb	50 pc
USC073EG	EG, 2.75"-2.88" OD, 2 1/2" Pipe, 2 1/2" EMT	850 lb	50 pc
USC076EG	EG, 2.96"-3" OD	850 lb	25 pc
USC080EG	EG, 3.04"-3.25" OD	850 lb	25 pc
USC086EG	EG, 3.31"-3.5" OD, 3" Pipe, 3" EMT	850 lb	25 pc
USC093EG	EG, 3.54"-3.75" OD	850 lb	25 pc
USC101EG	EG, 3.87"-4.04" OD, 3 1/2" Pipe, 3 1/2" EMT	850 lb	25 pc
USC107EG	EG, 4.1"-4.33" OD	850 lb	25 pc
USC113EG	EG, 4.37"-4.54" OD, 4" Pipe, 4" EMT	850 lb	25 pc
USC121EG	EG, 4.63"-4.87" OD	850 lb	25 pc

MECHANICAL

Pipe/Tube to Strut

Part #	Description		
USC129EG	EG, 5"–5.13" OD	850 lb	25 pc
USC135EG	EG, 5.25"–5.37" OD	850 lb	25 pc
USC143EG	EG, 5.5"–5.75" OD, 5" Pipe	900 lb	25 pc
USC152EG	EG, 5.87"–6.1" OD	900 lb	25 pc
USC159EG	EG, 6.13"–6.38" OD	900 lb	25 pc
USC168EG	EG, 6.5"–6.75" OD, 6" Pipe	900 lb	25 pc
USC178EG	EG, 6.87"–7.13" OD	900 lb	25 pc
USC191EG	EG, 7.5" OD	900 lb	25 pc
USC200EG	EG, 7.75"–8" OD	900 lb	25 pc
USC208EG	EG, 8.04"–8.37" OD	900 lb	25 pc
USC218EG	EG, 8.5"–8.63" OD, 8" Pipe	900 lb	25 pc
USC228EG	EG, 8.86"–9.1" OD	900 lb	25 pc
USC254EG	EG, 9.84"–10.13" OD	900 lb	25 pc
USC277EG	EG, 10.7"–11.02" OD, 10" Pipe	900 lb	25 pc
USC311EG	EG, 12"–12.48" OD	900 lb	25 pc
USC324EG	EG, 12.75" OD, 12" Pipe	900 lb	10 pc
USC400EG	EG, 15.75" OD	900 lb	10 pc
Finish: Hot-Dip Galvanized			
USC016HD	HD, 0.58"–0.63" OD, 3/8" EMT	450 lb	100 pc
USC017HD	HD, 0.65"–0.7" OD, 3/8" Pipe	450 lb	100 pc
USC020HD	HD, 0.71"–0.79" OD, 1/2" EMT	450 lb	100 pc
USC021HD	HD, 0.81"–0.84" OD, 1/2" Pipe	450 lb	100 pc
USC025HD	HD, 0.92"–1" OD, 3/4" EMT	450 lb	100 pc
USC026HD	HD, 1"–1.06" OD, 3/4" Pipe	450 lb	100 pc
USC031HD	HD, 1.16"–1.26" OD, 1" EMT	450 lb	100 pc
USC033HD	HD, 1.29"–1.32" OD, 1" Pipe	450 lb	100 pc
USC040HD	HD, 1.51"–1.6" OD, 1 1/4" EMT	600 lb	100 pc
USC042HD	HD, 1.63"–1.67" OD, 1 1/4" Pipe	600 lb	50 pc
USC046HD	HD, 1.69"–1.77" OD, 1 1/2" EMT	600 lb	100 pc
USC048HD	HD, 1.87"–1.97" OD, 1 1/2" Pipe	600 lb	50 pc
USC054HD	HD, 2.12"–2.17" OD	850 lb	50 pc
USC058HD	HD, 2.2"–2.25" OD, 2" EMT	850 lb	50 pc
USC060HD	HD, 2.34"–2.45" OD, 2" Pipe	850 lb	50 pc
USC073HD	HD, 2.75"–2.88" OD, 2 1/2" Pipe, 2 1/2" EMT	850 lb	50 pc
USC086HD	HD, 3.31"–3.5" OD, 3" Pipe, 3" EMT	850 lb	25 pc
USC101HD	HD, 3.87"–4.04" OD, 3 1/2" Pipe, 3 1/2" EMT	850 lb	25 pc
USC113HD	HD, 4.37"–4.54" OD, 4" Pipe, 4" EMT	850 lb	25 pc
USC143HD	HD, 5.5"–5.75" OD, 5" Pipe	900 lb	25 pc
USC168HD	HD, 6.5"–6.75" OD, 6" Pipe	900 lb	25 pc
USC218HD	HD, 8.5"–8.63" OD, 8" Pipe	900 lb	25 pc
USC277HD	HD, 10.7"–11.02" OD, 10" Pipe	900 lb	25 pc
USC324HD	HD, 12.75" OD, 12" Pipe	900 lb	10 pc

MECHANICAL

Pipe Fixings

NVENT CADDY SUPERKLIP

- Closes and locks automatically when the pipe, tube or cable is inserted
- One-piece clamp for fast and convenient installation
- Fasten with either wood screw, dual threaded screw with or without collar, nail with collar, threaded rod, mounting plate or shot-fire bracket



Material: Xenoy®
Temperature: -13 to 194 °F

Part #	Description	F ↓	☐
389017	0.31"–0.37" OD, 1/4" Copper Tube	30 lb	100 pc
389018	0.37"–0.46" OD, 1/4" Copper Tube	33 lb	100 pc
389001	0.46"–0.56" OD, 3/8" Copper Tube	35 lb	100 pc
389002	0.56"–0.66" OD, 1/2" Copper Tube	40 lb	100 pc
389003	0.66"–0.77" OD, 3/8" Rigid, 3/8" Pipe, 5/8" Copper Tube	43 lb	100 pc
389004	0.77"–0.86" OD, 1/2" Rigid, 1/2" Pipe	50 lb	100 pc
389005	0.86"–0.98" OD, 3/4" Copper Tube	48 lb	100 pc
389006	0.98"–1.09" OD, 3/4" Rigid, 3/4" Pipe	54 lb	50 pc
389007	1.09"–1.23" OD, 1" Copper Tube	58 lb	50 pc
389008	1.23"–1.4" OD, 1" Rigid, 1" Pipe, 1 1/4" Copper Tube	67 lb	50 pc
389009	1.4"–1.56" OD, 1 1/4" Copper Tube	72 lb	50 pc
389011	1.56"–1.71" OD, 1 1/4" Rigid, 1 1/4" Pipe	80 lb	25 pc
389012	1.83"–2" OD, 1 1/2" Rigid, 1 1/2" Pipe	84 lb	25 pc
389013	2"–2.19" OD, 2" Copper Tube	90 lb	25 pc
389014	2.3"–2.52" OD, 2" Rigid, 2" Pipe	92 lb	20 pc

NVENT CADDY SUPERKLIP BP1 BASE PLATE FOR TWO CLIPS

- Mounting plate to accept 2 SUPERKLIP clamps



Material: Xenoy®

Part #	Description	☐
389015	3/16" Hole	50 pc

MECHANICAL

Pipe Fixings

NVENT CADDY SUPERKLIP BP1 BASE PLATE FOR THREE CLIPS

- Mounting plate to accept 3 SUPERKLIP clamps



Material: Xenoy®

Part #	Description	
389016	nVent CADDY Superklip BP1 Base Plate for Three Clips	50 pc

NVENT CADDY SUPERKLIP CA CONCRETE ATTACHMENT

- Steel clip which fits in the side of the nVent CADDY Superklip
- Steel clip can be shot fired to concrete or steel



Material: Steel
Finish: Electrogalvanized

Part #	Description	
389071	3/16" Hole	100 pc

NVENT CADDY SUPERKLIP IN INSERT NUT

- Steel channel nut fits in the side of the nVent CADDY Superklip



Material: Steel
Finish: Electrogalvanized

Part #	Description	
389069	1/4" Rod	100 pc

MECHANICAL


Pipe Fixings

nVent CADDY SWIFT CLIP THREADED ROD ATTACHMENT

- Snap-on and twist installation requires no tools
- Easily adjusts by rotating up or down on the threaded rod
- For support and positioning of refrigeration, A/C tubing, PEX piping, conduit and cabling
- Secures pipe and insulation without any breaks
- Compliant with UL® 2043 and suitable for use in air handling (plenum) spaces



Material: Polyamide
Working Temperature: -40 to 284 °F

Part #	Description	
TRC062	5/8" OD, 1/2" Copper Tube, 3/8" Rod	25 pc
TRC075	3/4" OD, 5/8" Copper Tube, 3/8" Rod	25 pc
TRC087	7/8" OD, 3/4" Copper Tube, 1/2" Pipe, 3/8" Rod	25 pc
TRC100	1" OD, 3/4" Pipe, 3/8" Rod	25 pc
TRC112	1 1/8" OD, 1" Copper Tube, 3/8" Rod	25 pc
TRC125	1 1/4" OD, 1" Pipe, 3/8" Rod	25 pc
TRC137	1 3/8" OD, 1 1/4" Copper Tube, 3/8" Rod	25 pc
TRC150	1 1/2" OD, 3/8" Rod	25 pc
TRC162	1 5/8" OD, 1 1/2" Copper Tube, 3/8" Rod	25 pc
TRC200	2" OD, 3/8" Rod	25 pc
TRC212	2 1/8" OD, 2" Copper Tube, 3/8" Rod	25 pc


Clip must be installed with temperature at or above 14 °F (-10 °C).

TPC TUBE AND PIPE CLAMP

- Positions pipe or tube in stud wall applications
- May be used with the nVent CADDY Telescoping Screw Gun Bracket (TSGB) for an adjustable pipe bracket and clamping system



Material: Nylon

Part #	Description	
TPC112	3/8"-1 1/8" OD	100 pc
TPC238	5/8"-2 3/8" OD	50 pc

MECHANICAL


Pipe Fixings

ONE HOLE STRAP FOR PIPE AND CONDUIT

- Recommended for supporting horizontal runs of piping from the face of a structural member
- Fastening hole in strap may be above or below pipe



Material: Steel
Finish: Pregalvanized

Part #	Description	
0070050EG	0.84" OD, 1/2" Rigid, 1/2" Pipe	100 pc
0070075EG	1.05" OD, 3/4" Rigid, 3/4" Pipe	100 pc
0070100EG	1.315" OD, 1" Rigid, 1" Pipe	100 pc
0070125EG	1.66" OD, 1 1/4" Rigid, 1 1/4" Pipe	100 pc
0070150EG	1.9" OD, 1 1/2" Rigid, 1 1/2" Pipe	100 pc
0070200EG	2.375" OD, 2" Rigid, 2" Pipe	50 pc



nVent CADDY Pyramid



PYRAMID ROOFTOP SYSTEMS



ST Strut-Based Supports

PYRAMID ST FIXED STRUT SUPPORT

- Provides superior support for pipe, conduit, duct, cable tray and equipment
- Foam bottom offers low abrasion interface for better roof membrane protection
- Compatible with roof surfaces including single ply, bituminous, metal and spray foam
- Provides superior load distribution, even with varying rooftop surfaces
- Ready to use out of the box, saving installation time and labor
- Multiple sizes and load ratings offer the ability to tailor the solution to the application
- Easy to transport to the roof
- Hot-dip galvanized and UV stabilized for long lasting performance
- Supports green building requirements; thermoplastic bases are made from recycled material and can contribute to earning LEED credits



Material: Polyethylene, Polypropylene, Steel
 Finish: Hot-Dip Galvanized
 Temperature: -50 to 150 °F
 Static Load Safety Factor: 3:1

Part #	Description		
PSF6C	6" x 4.8"	300 lb	20 pc
PSF10C	10" x 4.8"	1,000 lb	10 pc
PSF10D	10" x 6.4"	1,000 lb	5 pc
PSF16C	16" x 4.8"	1,500 lb	5 pc
PSF16D	16" x 6.4"	1,500 lb	5 pc

Static load at 73.1 kPa (10.6 psi) roof loading. Contact project or roofing engineer for maximum allowable load on individual project roof system.



PYRAMID ROOFTOP SYSTEMS

ST Strut-Based Supports

PYRAMID ST ADJUSTABLE STRUT SUPPORT

- Height adjustability provides effective navigation of pipe, conduit, duct and cable tray around obstructions
- Foam bottom offers low abrasion interface for better roof membrane protection
- Compatible with roof surfaces including single ply, bituminous, metal and spray foam
- Provides superior load distribution, even with varying rooftop surfaces
- Ready to use out of the box, saving installation time and labor
- Multiple sizes and load ratings offer the ability to tailor the solution to the application
- Hot-dip galvanized and UV stabilized for long lasting performance
- Supports green building requirements; thermoplastic bases are made from recycled material and can contribute to earning LEED credits



Material: Polyethylene, Polypropylene, Steel
 Finish: Hot-Dip Galvanized
 Temperature: -50 to 150 °F
 Static Load Safety Factor: 3:1

Part #	Description	F ↓	📦
PSA10CH13	10" x 6"-13"	1,000 lb	5 pc
PSA16AH18	16" x 7"-18"	1,500 lb	5 pc



PYRAMID ROOFTOP SYSTEMS



ST Strut-Based Supports

PYRAMID ST BRIDGE ASSEMBLY

- Ideal for supporting multiple pipe runs, cable tray and air handling units
- Foam bottom offers low abrasion interface for better roof membrane protection
- Compatible with roof surfaces including single ply, bituminous, metal and spray foam
- Provides superior load distribution, even with varying rooftop surfaces
- Ready to use out of the box, saving installation time and labor
- Multiple sizes and load ratings offer the ability to tailor the solution to the application
- Hot-dip galvanized and UV stabilized for long lasting performance
- Supports green building requirements; thermoplastic bases are made from recycled material and can contribute to earning LEED credits



Material: Polyethylene, Polypropylene, Steel
 Finish: Hot-Dip Galvanized
 Temperature: -50 to 150 °F
 Static Load Safety Factor: 3:1

Part #	Description		
PSB24A	24"	2,000 lb	2 pc
PSB30A	30"	2,000 lb	2 pc
PSB36A	36"	2,000 lb	2 pc
PSB42A	42"	3,000 lb	2 pc
PSB48A	48"	3,000 lb	2 pc
PSB60A	60"	3,000 lb	2 pc

Static loads are assumed to be uniformly distributed.



PYRAMID ROOFTOP SYSTEMS

RL Roller-Based Supports

PYRAMID RL FIXED ROLLER SUPPORT

- Roller-based support designed specifically for rooftop applications
- Roller capability allows longitudinal movement of pipe, resulting from thermal expansion or contraction
- Polymeric rollers ensure corrosion free rotation
- Foam bottom offers low abrasion interface for better roof membrane protection
- Compatible with roof surfaces including single ply, bituminous, metal and spray foam
- Ready to use out of the box, saving installation time and labor
- Hot-dip galvanized and UV stabilized for long lasting performance
- Supports green building requirements; thermoplastic bases are made from recycled material and can contribute to earning LEED credits



Material: Polyethylene, Polypropylene, Steel
 Finish: Hot-Dip Galvanized
 Temperature: -50 to 150 °F
 Static Load Safety Factor: 3:1

Part #	Description	F ↓	☐
PRF2	2" Max Pipe	100 lb	20 pc
PRF3	3" Max Pipe	250 lb	5 pc
PRF6	6" Max Pipe	600 lb	5 pc



PYRAMID ROOFTOP SYSTEMS

RL Roller-Based Supports

PYRAMID RL ADJUSTABLE ROLLER SUPPORT

- Height-adjustable roller-based support designed specifically for rooftop applications
- Height adjustability allows for effective navigation of pipe around obstructions
- Polymeric rollers ensure corrosion free rotation
- Foam bottom offers low abrasion interface for better roof membrane protection
- Compatible with roof surfaces including single ply, bituminous, metal and spray foam
- Ready to use out of the box, saving installation time and labor
- Hot-dip galvanized and UV stabilized for long lasting performance
- Supports green building requirements; thermoplastic bases are made from recycled material and can contribute to earning LEED credits



Material: Polyethylene, Polypropylene, Steel
 Finish: Hot-Dip Galvanized
 Temperature: -50 to 150 °F
 Static Load Safety Factor: 3:1

Part #	Description	F ↓	☐
PRA3H12	3" Max Pipe, 6"-12"	250 lb	5 pc
PRA6H16	6" Max Pipe, 6 1/2"-16"	600 lb	5 pc

RETAINER STRAP

- Prevents pipe from being dislodged from roller supports
- Innovative twist-lock design allows for easy installation without requiring hardware removal



Material: Steel
 Finish: Hot-Dip Galvanized

Part #	Description	☐
PRS2	2" Max Pipe	25 pc
PRS3	3" Max Pipe	25 pc
PRS6	6" Max Pipe	25 pc

Retainer straps must be used with roller supports that have an equivalent pipe size.

PYRAMID ROOFTOP SYSTEMS



H-Frame

PYRAMID H-FRAME POST BASE

- Foam or rubber bottom offers low abrasion interface for better roof membrane protection
- Compatible with roof surfaces including single ply, bituminous, metal and spray foam
- Provides superior load distribution, even with varying rooftop surfaces
- Rubber rooftop interface ideal for solar panel array installations
- Mounting hardware pre-installed in bases
- Hot-dip galvanized and UV stabilized for long lasting performance
- Accepts standard strut channels
- Supports green building requirements; thermoplastic bases are made from recycled material and can contribute to earning LEED credits



Material: Steel, Polypropylene, Polyethylene
Finish: Hot-Dip Galvanized
Temperature: -30 to 130 °F
Static Load Safety Factor: 3:1

Part #	Description		
PHB	Foam	750 lb	1 pc
PHBR	Rubber	750 lb	1 pc



PYRAMID ROOFTOP SYSTEMS

H-Frame

PYRAMID H-FRAME KIT

- Foam or rubber bottom offers low abrasion interface for better roof membrane protection
- Compatible with roof surfaces including single ply, bituminous, metal and spray foam
- Provides superior load distribution, even with varying rooftop surfaces
- Rubber rooftop interface ideal for solar panel array installations
- Kit includes 2 post bases with pre-installed mounting hardware, 6 bolts, 6 strut nuts, and 2 L-brackets to complete H-frame
- Hot-dip galvanized and UV stabilized for long lasting performance
- Accepts standard strut channels
- Supports green building requirements; thermoplastic bases are made from recycled material and can contribute to earning LEED credits



Material: Polypropylene, Polyethylene
 Temperature: -30 to 130 °F
 Static Load Safety Factor: 3:1

Part #	Description	F ↓	☐
PHK	Foam	1,500 lb	1 pc
PHKR	Rubber	1,500 lb	1 pc

Static load represents 750 lb (3,335 N) per post base. The end user must select and evaluate the strut framing to ensure the assembled H-frame can properly support the applied load.

PYRAMID H-FRAME HARDWARE KIT

- Kit includes six bolts, six strut nuts, and two L-brackets to build custom multi-tier H-frame assemblies



Material: Steel
 Finish: Hot-Dip Galvanized


Part #	Description	☐
HFRMHDW	nVent CADDY Pyramid H-Frame Hardware Kit	1 pc

PYRAMID ROOFTOP SYSTEMS

Equipment Supports

PYRAMID EQUIPMENT SUPPORT KIT, 4 POST BASE

- Kit includes post-base assemblies, frame and equipment-support clamps
- Assembles and adjusts to size and height in minutes by one person with one tool
- Innovative crossbar and equipment-support clamps enable quick assembly
- Integral foam pad provides gentle interface for all roof types
- Hot-dip galvanized and UV stabilized for long lasting performance
- Assembled support can be lifted as one unit and easily relocated
- Supports green building requirements; thermoplastic bases are made from recycled material and can contribute to earning LEED credits



Material: Steel, Polypropylene, Polyethylene
 Finish: Hot-Dip Galvanized
 Temperature: -30 to 130 °F
 Height: 12" – 18"
 Length: 49 1/2"

Part #	Description		
PEK4B	49 1/2"	1,120 lb	1 pc

Static load must be stable and uniformly distributed across frame.



PYRAMID ROOFTOP SYSTEMS

Equipment Supports

PYRAMID EQUIPMENT SUPPORT KIT, 6 POST BASE

- Kit includes post-base assemblies, frame and equipment-support clamps
- Assembles and adjusts to size and height in minutes by one person with one tool
- Innovative crossbar and equipment-support clamps enable quick assembly
- Integral foam pad provides gentle interface for all roof types
- Hot-dip galvanized and UV stabilized for long lasting performance
- Assembled support can be lifted as one unit and easily relocated
- Supports green building requirements; thermoplastic bases are made from recycled material and can contribute to earning LEED credits



Material: Steel, Polypropylene, Polyethylene
Finish: Hot-Dip Galvanized
Temperature: -30 to 130 °F
Height: 12" – 18"
Length: 85 1/2"

Part #	Description		
PEK6B	85 1/2"	2,240 lb	1 pc

Static load must be stable and uniformly distributed across frame.




PYRAMID ROOFTOP SYSTEMS

Equipment Supports

PYRAMID EQUIPMENT SUPPORT FRAME EXTENSION KIT

- Allows creation of custom equipment support lengths by attaching the nVent CADDY Pyramid Extension Kit in series to a nVent CADDY Pyramid Equipment Support Kit
- Kit includes two post-base assemblies, frame and equipment-support clamps for easy attachment to a nVent CADDY Pyramid Equipment Support Kit
- Square tube and cross bars provide superior load and deflection capabilities over standard strut profiles
- Assembles and adjusts to size and height in minutes by one person with one tool
- Innovative crossbar and equipment-support clamps enable quick assembly
- Integral foam pad provides gentle interface for all roof types
- Hot-dip galvanized and UV stabilized for long lasting performance
- Supports green building requirements; thermoplastic bases are made from recycled material and can contribute to earning LEED credits



Material: Steel, Polypropylene, Polyethylene
 Finish: Hot-Dip Galvanized
 Temperature: -30 to 130 °F
 Height: 12" – 18"
 Length: 62 1/2"

Part #	Description	F ↓	☐
PEKEF	nVent CADDY Pyramid Equipment Support Frame Extension Kit	1,120 lb	1 pc

Static load must be stable and uniformly distributed across frame. nVent CADDY Pyramid Equipment Support Frame Extension must be used in conjunction with a nVent CADDY Pyramid Equipment Support Kit.



PYRAMID ROOFTOP SYSTEMS

Equipment Supports

PYRAMID EQUIPMENT SUPPORT HEIGHT EXTENSION

- Increases the height between the equipment support frame and roof deck
- Inserts directly into nVent CADDY Pyramid Equipment Support Bases




Material: Steel
Finish: Hot-Dip Galvanized

Part #	Description		
PEH31	nVent CADDY Pyramid Equipment Support Height Extension		1 pc

PYRAMID EQUIPMENT SUPPORT POST BASE

- Ideal for use with strut channel type A and U-shaped brackets to create custom equipment supports
- Height adjustable
- Foam bottom offers low abrasion interface for better roof membrane protection
- Compatible with roof surfaces including single ply, bituminous, metal and spray foam
- Provides superior load distribution, even with varying rooftop surfaces
- Hot-dip galvanized and UV stabilized for long lasting performance
- Supports green building requirements; thermoplastic bases are made from recycled material and can contribute to earning LEED credits



Material: Steel, Polypropylene, Polyethylene
Finish: Hot-Dip Galvanized
Temperature: -30 to 130 °F
Static Load Safety Factor: 3:1

Part #	Description		
PEB	nVent CADDY Pyramid Equipment Support Post Base	750 lb	2 pc

The end user must select and evaluate the strut framing to ensure the custom assembled equipment support can properly support the applied load.

PYRAMID ROOFTOP SYSTEMS

Equipment Supports

PYRAMID EQUIPMENT SUPPORT CLAMP

- Ideal for use with strut channel type A and square tube to create custom equipment supports
- Slotted design offers fast and easy installation



Material: Steel
Finish: Hot-Dip Galvanized



Part #	Description	
PEC	nVent CADDY Pyramid Equipment Support Clamp	20 pc

PYRAMID CROSSOVER LADDER, 50°

- Standard angle ladders provide easy changes in elevation
- Interchangeable components are easily assembled yielding labor-saving and quick installations
- nVent CADDY Pyramid bases provide superior load distribution and roof membrane compatibility
- Foam bottom offers low abrasion interface for better roof membrane protection
- Aluminum construction designed to withstand harsh environments
- Walking surfaces with serrated tread provides maximum slip resistance and drainage
- Compliant with OSHA, Ca/OSHA and ANSI® standards



Material: Aluminum, Polypropylene, Polyethylene

Part #	Description		
PCL50S2	20" Walkway Height, 2 Steps	500 lb	1 pc
PCL50S3	30" Walkway Height, 3 Steps	500 lb	1 pc
PCL50S4	40" Walkway Height, 4 Steps	500 lb	1 pc
PCL50S5	50" Walkway Height, 5 Steps	500 lb	1 pc
PCL50S6	60" Walkway Height, 6 Steps	500 lb	1 pc

Clearance of walkway is 3" less than the walkway height.

PYRAMID ROOFTOP SYSTEMS

Crossovers and Walkways

PYRAMID CROSSOVER LADDER, 90°

- Vertical ladders ideal for tight spaces
- Interchangeable components are easily assembled yielding labor-saving and quick installations
- nVent CADDY Pyramid bases provide superior load distribution and roof membrane compatibility
- Foam bottom offers low abrasion interface for better roof membrane protection
- Aluminum construction designed to withstand harsh environments
- Walking surfaces with serrated tread provides maximum slip resistance and drainage
- Compliant with OSHA, Cal/OSHA and ANSI® standards



Material: Aluminum, Polypropylene, Polyethylene

Part #	Description	F ↓	↓ Cube
PCL90S2	20" Walkway Height, 2 Steps	500 lb	1 pc
PCL90S3	30" Walkway Height, 3 Steps	500 lb	1 pc
PCL90S4	40" Walkway Height, 4 Steps	500 lb	1 pc
PCL90S5	50" Walkway Height, 4 Steps	500 lb	1 pc
PCL90S6	60" Walkway Height, 5 Steps	500 lb	1 pc

Clearance of walkway is 3" less than the walkway height.



PYRAMID ROOFTOP SYSTEMS

Crossovers and Walkways

PYRAMID CROSSOVER SUPPORT TOWER

- Additional support towers ideal for supporting long walkways at varying heights
- Interchangeable components are easily assembled yielding labor-saving and quick installations
- nVent CADDY Pyramid bases provide superior load distribution and roof membrane compatibility
- Foam bottom offers low abrasion interface for better roof membrane protection
- Aluminum construction designed to withstand harsh environments
- Walking surfaces with serrated tread provides maximum slip resistance and drainage
- Compliant with OSHA, Ca/OSHA and ANSI® standards



Material: Aluminum, Polypropylene, Polyethylene

Part #	Description	F ↓	☐
PCT20	20" Walkway Height	500 lb	1 pc
PCT30	30" Walkway Height	500 lb	1 pc
PCT40	40" Walkway Height	500 lb	1 pc
PCT50	50" Walkway Height	500 lb	1 pc
PCT60	60" Walkway Height	500 lb	1 pc

Walkway height represents the height of the walkway when a nVent CADDY Pyramid Crossover Bridge is attached to the support tower. Clearance of walkway is 3" less than the walkway height.



PYRAMID ROOFTOP SYSTEMS

Crossovers and Walkways

PYRAMID CROSSOVER BRIDGE

- Standard bridge spans that can be combined to create custom pathway lengths
- Interchangeable components are easily assembled yielding labor-saving and quick installations
- Aluminum construction designed to withstand harsh environments
- Walking surfaces with serrated tread provides maximum slip resistance and drainage
- Compliant with OSHA, Cal/OSHA and ANSI® standards




Material: Aluminum

Part #	Description	F ↓	📦
PCB36	nVent CADDY Pyramid Crossover Bridge	500 lb	1 pc

Bridge spans require support on each end. Bridge spans exceeding 90" require an additional support tower.

PYRAMID CROSSOVER BRIDGE TURN KIT

- Turn bridges allow for configurations beyond a straight pathway, "L", "U" or "Z" pathways can be created by using turn bridges
- Interchangeable components are easily assembled yielding labor-saving and quick installations
- nVent CADDY Pyramid bases provide superior load distribution and roof membrane compatibility
- Foam bottom offers low abrasion interface for better roof membrane protection
- Aluminum construction designed to withstand harsh environments
- Walking surfaces with serrated tread provides maximum slip resistance and drainage
- Compliant with OSHA, Cal/OSHA and ANSI® standards



Material: Aluminum, Polypropylene, Polyethylene

Part #	Description	F ↓	📦
PCB36H20	20" Walkway Height	500 lb	1 pc
PCB36H30	30" Walkway Height	500 lb	1 pc
PCB36H40	40" Walkway Height	500 lb	1 pc
PCB36H50	50" Walkway Height	500 lb	1 pc
PCB36H60	60" Walkway Height	500 lb	1 pc

Clearance of walkway is 3" less than the walkway height.

PYRAMID ROOFTOP SYSTEMS

Crossovers and Walkways

PYRAMID CROSSOVER GUARDRAIL KIT

- Use an extra guardrail kit to block off the end of a pathway or create custom pathway configurations while ensuring all safety criteria are met
- Interchangeable standard components for flexibility while providing safe access over piping, duct, equipment or other utilities on a roof surface
- Aluminum construction designed to withstand harsh environments
- Compliant with OSHA, Cal/OSHA and ANSI® standards




Material: Aluminum

Part #	Description	
PCGK	nVent CADDY Pyramid Crossover Guardrail Kit	1 pc

PYRAMID CROSSOVER PLATFORM

- Height adjustable interlocking platforms allow for quick and easy installation of a custom pathway across rooftop surfaces
- Protect roof surfaces by providing a clearly defined pathway
- Modular design allows for easily configurable heights and lengths to address varying applications
- nVent CADDY Pyramid bases provide superior load distribution and roof membrane compatibility
- Foam bottom offers low abrasion interface for better roof membrane protection
- Aluminum construction designed to withstand harsh environments
- Walking surfaces with serrated tread provides maximum slip resistance and drainage



Material: Aluminum, Polypropylene, Polyethylene

Part #	Description		
PCP36	nVent CADDY Pyramid Crossover Platform	500 lb	1 pc



PYRAMID ROOFTOP SYSTEMS

PYRAMID 50 FOAM-BASED SUPPORT

- Replaces slow and labor-intensive installation methods
- Supports pipe, conduit, cable tray and equipment on roofs and below raised floors
- Easily increase load capacity by combining similar nVent CADDY Pyramid supports
- Protects the roof membrane while absorbing shock and vibration, without absorbing water
- Metal cover protects against weather and other environmental conditions, such as bird damage



Material: Steel, Polyethylene
Static Load Safety Factor: 3:1



Part #	Description		
Finish: Electrogalvanized			
RPS50H4EG	EG, 4"	50 lb	10 pc
RPS50H6EG	EG, 6"	50 lb	10 pc
Finish: Hot-Dip Galvanized			
RPS50H4HD	HD, 4"	50 lb	10 pc
RPS50H6HD	HD, 6"	50 lb	10 pc

PYRAMID EZ RUBBER-BASED ADJUSTABLE SUPPORT

- Quick height adjustment accommodates for uneven roofs or sloped condensate lines
- No tools or fasteners needed; fast snap-on installation
- Design sheds water and helps reduce pipe corrosion
- Roof-friendly; made of UV-stabilized EPDM material



Material: EPDM-SBR Rubber

Part #	Description		
RPSE1H24	1" Rigid/Pipe, 1.315" OD, 1 3/4"-4"	170 lb	20 pc
RPSE1H57	1" Rigid/Pipe, 1.315" OD, 5"-7"	170 lb	10 pc
RPSE2H46	2" Rigid/Pipe, 2.37" OD, 4"-6"	250 lb	10 pc
RPSE4H46	4" Rigid/Pipe, 4.5" OD, 4"-6"	400 lb	5 pc

Ultimate load at 1/4" (6.35 mm) deflection. Contact project or roofing engineer for maximum allowable load on individual project roof system.

PYRAMID ROOFTOP SYSTEMS


EZ Rubber-Based Supports

PYRAMID EZ RUBBER-BASED SUPPORT

- No tools or fasteners needed; fast snap-on installation
- Design sheds water and helps reduce pipe corrosion
- Roof-friendly; made of UV-stabilized EPDM material



Material: EPDM-SBR Rubber

Part #	Description		
RPSE1H	1" Rigid/Pipe, 1.315" OD, 1"	170 lb	20 pc

Ultimate load at 1/4" (6.35 mm) deflection. Contact project or roofing engineer for maximum allowable load on individual project roof system.

PYRAMID UNIVERSAL SUPPORT

- Captive stainless steel nuts allow for custom attachment methods to the support base including easy attachment of stainless steel strut, threaded rod or other project-specific hardware
- Foam bottom offers low abrasion interface for better roof membrane protection
- Compatible with roof surfaces including single ply, bituminous, metal and spray foam
- Provides superior load distribution, even with varying rooftop surfaces
- Multiple sizes and load ratings offer the ability to tailor the solution to the application
- Base is manufactured from UV-stabilized thermoplastic material
- Supports green building requirements; thermoplastic bases are made from recycled material and can contribute to earning LEED credits



Material: Polyethylene, Polypropylene, Stainless Steel 18-8 (EN 1.4305)
 Temperature: -50 to 150 °F
 Static Load Safety Factor: 3:1

Part #	Description
PBU6	5 1/2" x 4"
PBU10	10" x 4"
PBU16	16" x 4"

PYRAMID ROOFTOP SYSTEMS

Tool-Free Supports

TOOL-FREE PIPE SUPPORT KIT

- Push-in clamps install without the need for additional tools or strut clamps
- Ready to use out of the box, saving installation time and labor
- Plastic clamps and base will not corrode pipe
- Clamps come in two different sizes to fit project needs
- Base includes multiple holes to accommodate a variety of clamp sizes and configurations
- Additional clamps can be purchased separately for additional pipe runs
- Foam bottom offers low abrasion interface for better roof membrane protection
- Provides superior load distribution, even with varying rooftop surfaces
- Compatible with roof surfaces including single ply, bituminous, metal and spray foam
- Multiple sizes and load ratings offer the ability to tailor the solution to the application
- Easy to transport to the roof
- Supports green building requirements; thermoplastic bases are made from recycled material and can contribute to earning LEED credits



Material: Polyethylene, Polypropylene, Nylon
 Temperature: -50 to 150 °F
 Static Load Safety Factor: 3:1

Part #	Description
PTF6	8" L, 4" H
PTF10	12 1/2"L, 4" H
PTF16	19"L, 4" H

Part #	Number of Clamps Included		Maximum Clamp Capacity	
	PTF1C	PTF2C	PTF1C	PTF2C
PTF6	1	-	3	1
PTF10	-	2	5	2
PTF16	-	2	7	3

PYRAMID ROOFTOP SYSTEMS


Tool-Free Supports

TOOL-FREE PIPE CLAMP

- Push-in clamps install without the need for additional tools or strut clamps
- Clamps come in two different sizes to fit project needs
- Plastic clamps and base will not corrode pipe



Material: Nylon
 Temperature: -50 to 150 °F



Part #	Description	
PTF1C	0.5"–1.32" OD	100 pc
PTF2C	0.84"–2.38" OD	100 pc

TOOL-FREE CABLE TRAY SUPPORT KIT

- Push-in pins install without the need for additional tools
- Plastic pins and base will not corrode
- Pins and mounting holes accommodate most perforated cable tray
- Ready to use out of the box, saving installation time and labor
- Additional pins can be purchased separately
- Foam bottom offers low abrasion interface for better roof membrane protection
- Provides superior load distribution, even with varying rooftop surfaces
- Compatible with roof surfaces including single ply, bituminous, metal and spray foam
- Multiple sizes and load ratings offer the ability to tailor the solution to the application
- Easy to transport to the roof
- Supports green building requirements; thermoplastic bases are made from recycled material and can contribute to earning LEED credits



Material: Polyethylene, Polypropylene, Nylon
 Temperature: -50 to 150 °F
 Static Load Safety Factor: 3:1

Part #	Description		
PTF6P	8"	300 lb	20 pc
PTF10P	12 1/2"	1,000 lb	10 pc
PTF16P	19"	1,500 lb	5 pc

PYRAMID ROOFTOP SYSTEMS

Tool-Free Supports

TOOL-FREE CABLE TRAY PIN

- Push-in pins install without the need for additional tools
- Plastic pins and base will not corrode
- Pins and mounting holes accommodate most perforated cable tray
- Supports green building requirements; thermoplastic bases are made from recycled material and can contribute to earning LEED credits



Material: Nylon
 Temperature: -50 to 150 °F



Part #	Description	
PTFP	Pyramid Tool-Free Cable Tray Pin	10 x 20 pc

PYRAMID 25 PIPE AND CONDUIT SUPPORT, PLASTIC

- Simple solution for supporting small pipes or conduit runs
- Lightweight plastic construction
- UV resistant, designed and tested for outdoor use
- No tools or fasteners needed for installation
- Rounded edges to help protect the roof membrane



Material: Acrylonitrile Butadiene Styrene

Part #	Description		
PPRPS25H4	4 7/16"	25 lb	25 pc
PPRPS25H6	6 7/16"	25 lb	20 pc

Metal Framing



METAL FRAMING


Telescoping Support Brackets

TELESCOPING STRUT REPLACEMENT


- Captive threaded nuts enable fastening to threaded rod supports without loose parts
- Telescopes to the desired length and is locked in place by snapping closed a spring retainer clip
- Standard strut profile runs the entire length of the part, allowing most standard fittings to be placed anywhere between the rods
- Integrated ruler displays space between hanger rods in inches and centimeters
- Supports up to seven 2" (50 DN) conduits, six 2" (50 DN) water filled pipes at 10' (3 m) spacing, or up to 18" (450 mm) cable tray
- Conduit can be supported on the top and bottom, eliminating the need for double sided strut
- Conduit and pipe can be placed directly on the strut profile, saving vertical space in buildings with limited room for installation



Material: Steel
Finish: Pregalvanized


Part #	Description	Static Load 1	Static Load 2	
TSR122025	1/4" Rod	300 lb	200 lb	20 pc
TSR1220	3/8" Rod	300 lb	200 lb	20 pc

Static Load 1 represents a distributed load for 12" - 20" (300 - 500 mm) installations and a point load for 12" - 16" (300 - 400 mm) installations. Static Load 2 represents a point load for 16" - 20" (400 - 500 mm) installations.



Telescoping Strut Replacement with CADDY Rod Lock "push-to-install" technology is available on page 281.

- Easy "push-to-install" design allows installers to simply push the threaded rod through the mounting hole, instantly holding it in position
- Telescopes to the desired length and is locked in place by snapping closed a spring retainer clip
- Standard strut profile runs the entire length of the part, allowing most standard fittings to be placed anywhere between the rods
- Allows installers to prefabricate complex assemblies and quickly lift and lock them into place
- Lock nut can be finger tightened, locking the rod in place



"Push-to-install" Technology

METAL FRAMING

Telescoping Support Brackets

TELESCOPING STRUT REPLACEMENT, NO NUT

- Can be attached directly to a wall for wall-mounted applications
- Telescopes to the desired length and is locked in place by snapping closed a spring retainer clip
- Standard strut profile runs the entire length of the part, allowing most standard fittings to be placed anywhere between the rods
- Integrated ruler displays space between hanger rods in inches and centimeters
- Supports up to seven 2" (50 DN) conduits, six 2" (50 DN) water filled pipes at 10' (3 m) spacing, or up to 18" (450 mm) cable tray
- Conduit can be supported on the top and bottom, eliminating the need for double sided strut
- Conduit and pipe can be placed directly on the strut profile, saving vertical space in buildings with limited room for installation



Material: Steel
Finish: Pregalvanized

Part #	Description	Static Load 1	Static Load 2
TSR1220N	1/2" Rod	300 lb	200 lb

Static Load 1 represents a distributed load for 12" - 20" (300 - 500 mm) installations and a point load for 12" - 16" (300 - 400 mm) installations. Static Load 2 represents a point load for 16" - 20" (400 - 500 mm) installations.



METAL FRAMING

Telescoping Support Brackets

TELESCOPING STRUT REPLACEMENT, RETROFIT

- Slotted ends allow the bracket to be installed with four nVent CADDY SN Nuts on threaded rod above an existing trapeze, saving contractor time and limiting building downtime
- Telescopes to the desired length and is locked in place by snapping closed a spring retainer clip
- Standard strut profile runs the entire length of the part, allowing most standard fittings to be placed anywhere between the rods
- Integrated ruler displays space between hanger rods in inches and centimeters
- Supports up to seven 2" (50 DN) conduits, six 2" (50 DN) water filled pipes at 10' (3 m) spacing, or up to 18" (450 mm) cable tray
- Conduit can be supported on the top and bottom, eliminating the need for double sided strut
- Conduit and pipe can be placed directly on the strut profile, saving vertical space in buildings with limited room for installation
- Winner of the EC&M 2017 Product of the Year Platinum Award



Material: Steel
Finish: Pregalvanized

Part #	Description	Static Load 1	Static Load 2	
TSR1220R	3/8" Rod	300 lb	200 lb	25 pc

Static Load 1 represents a distributed load for 12" - 20" (300 - 500 mm) installations and a point load for 12" - 16" (300 - 400 mm) installations. Static Load 2 represents a point load for 16" - 20" (400 - 500 mm) installations.





METAL FRAMING

nVent CADDY Eristrut Strut Channel System

STRUT CHANNEL TYPE A, SLOTTED

- Cold formed channel, slotted
- Strut channels for heavy applications
- For individual fastening or for efficiently constructing pipe or tube routes




Part #	Description	
Material: Stainless Steel 304 (EN 1.4301)		
A12H1000S4	S304, 10' x 1.625" x 1.625" x 12 GA	10'
Material: Steel – Finish: Hot-Dip Galvanized		
A12H0200HD	HD, 2' x 1.625" x 1.625" x 12 GA	2'
A12H0400HD	HD, 4' x 1.625" x 1.625" x 12 GA	4'
A12H0500HD	HD, 5' x 1.625" x 1.625" x 12 GA	5'
A12H0600HD	HD, 6' x 1.625" x 1.625" x 12 GA	6'
A12H1000HD	HD, 10' x 1.625" x 1.625" x 12 GA	10'
Material: Steel – Finish: Painted – Color: Green		
A12H1000GN	10' x 1.625" x 1.625" x 12 GA	500'
A14H1000GN	10' x 1.625" x 1.625" x 14 GA	500'
A12H2000GN	20' x 1.625" x 1.625" x 12 GA	500'
A14H2000GN	20' x 1.625" x 1.625" x 14 GA	500'
Material: Steel – Finish: Pregalvanized		
A12H1000PG	PG, 10' x 1.625" x 1.625" x 12 GA	500'
A14H1000PG	PG, 10' x 1.625" x 1.625" x 14 GA	500'
A12H2000PG	PG, 20' x 1.625" x 1.625" x 12 GA	500'
A14H2000PG	PG, 20' x 1.625" x 1.625" x 14 GA	500'

METAL FRAMING


nVent CADDY Eristrut Strut Channel System

STRUT CHANNEL TYPE AA, SLOTTED

- Cold formed channel, slotted
- Welded back to back




Material: Steel

Part #	Description	
Finish: Painted — Color: Green		
A12AH200GN	20' x 3.25" x 1.625" x 12 GA	20'
Finish: Pregalvanized		
A12AH200PG	PG, 20' x 3.25" x 1.625" x 12 GA	20'

STRUT CHANNEL TYPE C, SLOTTED

- Cold formed channel, slotted
- Strut channels for medium to heavy applications
- For individual fastening or for efficiently constructing pipe or tube routes




Part #	Description	
Material: Stainless Steel 304 (EN 1.4301)		
C14H1000S4	S304, 10' x 13/16" x 1 5/8" x 14 GA	10'
Material: Steel — Finish: Painted — Color: Green		
C12H1000GN	10' x 13/16" x 1 5/8" x 12 GA	10'
C14H1000GN	10' x 13/16" x 1 5/8" x 14 GA	10'
C12H2000GN	20' x 13/16" x 1 5/8" x 12 GA	20'
C14H2000GN	20' x 13/16" x 1 5/8" x 14 GA	20'
Material: Steel — Finish: Pregalvanized		
C12H1000PG	PG, 10' x 13/16" x 1 5/8" x 12 GA	10'
C14H1000PG	PG, 10' x 13/16" x 1 5/8" x 14 GA	500'
C12H2000PG	PG, 20' x 13/16" x 1 5/8" x 12 GA	20'
C14H2000PG	PG, 20' x 13/16" x 1 5/8" x 14 GA	20'

METAL FRAMING


nVent CADDY Eristrut Strut Channel System

STRUT CHANNEL TYPE D, SLOTTED

- Cold formed channel, slotted



Material: Steel


Part #	Description	
Finish: Painted — Color: Green		
D12H1000GN	10' x 2.438" x 1.625"	10'
D12H2000GN	20' x 2.438" x 1.625"	20'
Finish: Pregalvanized		
D12H1000PG	PG, 10' x 2.438" x 1.625"	10'
D12H2000PG	PG, 20' x 2.438" x 1.625"	20'

STRUT CHANNEL TYPE E, SLOTTED

- Cold formed channel, slotted



Material: Steel


Part #	Description	
Finish: Painted — Color: Green		
E12H2000GN	20' x 3.25" x 1.625" x 12 GA	20'
Finish: Pregalvanized		
E12H1000PG	PG, 10' x 3.25" x 1.625" x 12 GA	10'
E12H2000PG	PG, 20' x 3.25" x 1.625" x 12 GA	20'

METAL FRAMING

nVent CADDY Eristrut Strut Channel System

STRUT CHANNEL CONCRETE INSERT

- Cold formed, with anchor legs
- Polystyrene filler prevents concrete from entering in the channel
- Complete with end caps



Material: Steel
Finish: Pregalvanized

Part #	Description	
CONB122000PG	1 5/8" x 12 GA	20'

STRUT TO STRUT CONNECTOR

- Consists of two half castings, nut and bolt
- Allows for bolting two strut channels back to back through the slots



Material: Steel
Finish: Electrogalvanized

Part #	Description		
STS	Strut to Strut Connector	1,000 lb	100 pc

Minimum of 2 required. Maximum spacing 1 foot (300mm).



METAL FRAMING


nVent CADDY Eristrut Strut Channel System

ADK STRUT END CAP

- Fits into ERISTRUT Type A channel
- When separated, provides two end caps for ERISTRUT Type C channel




Material: Polyethylene


Part #	Description	
ADK421	Blue	100 pc
ADK421GN	Green	100 pc
ADK421GY	Gray	100 pc
ADK421RD	Red	100 pc

ENDC STRUT END CAP

- Fits into ERISTRUT Type A channel



Material: Steel
Finish: Electrogalvanized

Part #	Description	
ENDCA120EG	ENDC Strut End Cap	100 pc


METAL FRAMING

nVent CADDY Eristrut Strut Channel System

STRUT CHANNEL COVER

- Easily snaps into any ERISTRUT strut channel




Part #	Description	
Material: Polystyrene		
CL100000PS	Polystyrene	10'
Material: Steel – Finish: Electrogalvanized		
CL100000EG	EG	1 pc

NVENT CADDY SLICK NUT

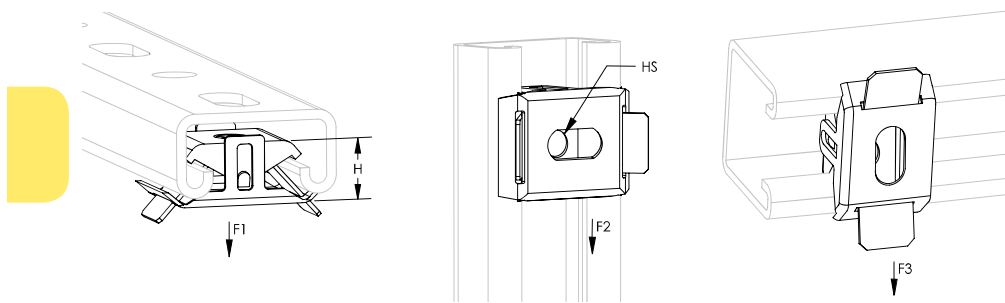
- Provides fast universal attachment of threaded rod and hardware to standard strut profiles



Material: Polyamide, Spring Steel
Finish: nVent CADDY Armour

Part #	Description	F1	F2	F3	
SLICK250	1/4" Hole, Threaded	400 lb	100 lb	250 lb	100 pc
SLICK375	3/8" Hole, Threaded	600 lb	100 lb	250 lb	100 pc
SLICK500	1/2" Hole, Threaded	600 lb	100 lb	250 lb	100 pc

Indicated loads are independent of the threaded stud or rod.
Indicated loads are applicable on 14 GA and 12 GA (2 mm and 2.5 mm) strut channels only.




METAL FRAMING

nVent CADDY Eristrut Strut Channel System

STRUT NUT WITHOUT SPRING



Static Load Safety Factor: 3:1

Part #	Description	Torque	
Material: Stainless Steel 316 (EN 1.4401)			
NUT0037S6	S316, 3/8" Rod, 0.375"	19 ft lb	100 pc
NUT0050S6	S316, 1/2" Rod, 0.5"	50 ft lb	100 pc
Material: Steel – Finish: Electrogalvanized			
NUT0025EG	EG, 1/4" Rod, 0.25"	6 ft lb	100 pc
NUT0037EG	EG, 3/8" Rod, 0.375"	19 ft lb	100 pc
NUT0050EG	EG, 1/2" Rod, 0.5"	50 ft lb	100 pc
NUT0062EG	EG, 5/8" Rod, 0.5"	50 ft lb	100 pc
NUT0075EG	EG, 3/4" Rod, 0.5"	50 ft lb	100 pc
Material: Steel – Finish: Hot-Dip Galvanized			
NUT0050HD	HD, 1/2" Rod, 0.5"	50 ft lb	100 pc

Pull-Out Strength			
Part Number	Channel Type	Channel Thickness	
		12 GA	14 GA
NUT0025xx	A, C	450 lb	450 lb
	D, E	450 lb	–
NUT0025xx	A, C	1,100 lb	1,000 lb
	D, E	1,100 lb	–
NUT0025xx	A	2,000 lb	1,400 lb
	D, E	1,500 lb	–
NUT0025xx	A	2,000 lb	1,400 lb
	D, E	1,500 lb	–
NUT0025xx	A	2,000 lb	1,400 lb
	D, E	1,500 lb	–


METAL FRAMING
nVent CADDY Eristrut Strut Channel System

STRUT NUT WITH SPRING, CHANNEL TYPE A

- Used to create metal frames with nVent CADDY Eristrut channels
- Spring allows for easy installation



Material: Steel
Finish: Electrogalvanized
Static Load Safety Factor: 3:1

Part #	Description	Torque	
SPRA0025EG	EG, 1/4" Rod	6 ft lb	100 pc
SPRA0037EG	EG, 3/8" Rod	19 ft lb	100 pc
SPRA0050EG	EG, 1/2" Rod	50 ft lb	100 pc
SPRA0062EG	EG, 5/8" Rod	50 ft lb	100 pc

Pull-Out Strength		
Part Number	Channel Thickness	
	12 GA	14 GA
SPRA0025EG	450 lb	450 lb
SPRA0037EG	1,100 lb	1,000 lb
SPRA0050EG	2,000 lb	1,400 lb
SPRA0062EG	2,000 lb	1,400 lb



METAL FRAMING

nVent CADDY Eristrut Strut Channel System

STRUT NUT WITH SPRING, CHANNEL TYPE C




Material: Steel
 Finish: Electrogalvanized
 Static Load Safety Factor: 3:1

Part #	Description	Torque	
SPRC0025EG	EG, 1/4" Rod	6 ft lb	100 pc


Pull-Out Strength		
Part Number	Channel Thickness	
	12 GA	14 GA
SPRA0025EG	450 lb	450 lb

STRUT NUT WITH TOP SPRING

- Used to create metal frames with nVent CADDY Eristrut channels
- Spring allows for easy installation



Material: Steel
 Finish: Electrogalvanized
 Static Load Safety Factor: 3:1

Part #	Description	
TSNT0025EG	EG, 1/4" Rod	100 pc
TSNT0037EG	EG, 3/8" Rod	100 pc
TSNT0050EG	EG, 1/2" Rod	100 pc

Pull-Out Strength			
Part Number	Channel Type	Channel Thickness	
		12 GA	14 GA
TSNT0025EG	A, C	450 lb	450 lb
	D, E	450 lb	-
TSNT0037EG	A, C	1,100 lb	1,000 lb
	D, E	1,100 lb	-
TSNT0050EG	A	2,000 lb	1,400 lb
	D, E	1,500 lb	-

METAL FRAMING

nVent CADDY Eristrut Strut Channel System

CLIP-ON STRUT NUT

- Easily snaps into strut using a screwdriver




Material: Spring Steel
Finish: nVent CADDY Armour




Part #	Description			
MFA4I	1/4" Hole, Threaded	100 lb	50 lb	100 pc
MFA625	1/4" Hole, w/Screw, 0.625" Screw	100 lb	50 lb	100 pc

STRUT CANTILEVER ARM TYPE A, SLOTTED

- Slotted channel
- Welded on flat mounting plate



Material: Steel
Finish: Electrogalvanized

Part #	Description	
KA25H0150EG	EG, 6" x 1.625" x 1.625" x 0.098"	20 pc
KA25H0300EG	EG, 11.875" x 1.625" x 1.625" x 0.098"	10 pc
KA25H0450EG	EG, 17.75" x 1.625" x 1.625" x 0.098"	5 pc
KA25H0600EG	EG, 23.625" x 1.625" x 1.625" x 0.098"	1 pc




METAL FRAMING


nVent CADDY Eristrut Strut Channel System

SQUARE CHANNEL WASHER

- Use to secure objects to nVent CADDY Eristrut channels




Material: Steel
Finish: Electrogalvanized

Part #	Description	
F130000EG	EG, 5/16" Rod, 0.375" Hole	100 pc
F140000EG	EG, 3/8" Rod, 0.438" Hole	100 pc
F150000EG	EG, 1/2" Rod, 0.563" Hole	100 pc
F160000EG	EG, 5/8" Rod, 0.688" Hole	100 pc
F170000EG	EG, 3/4" Rod, 0.813" Hole	100 pc
F180000EG	EG, 7/8" Rod, 0.938" Hole	100 pc

TWO HOLE FLAT BRACKET



Material: Steel
Finish: Electrogalvanized


Part #	Description	
F090000EG	EG, 3.5"	50 pc
F220000EG	EG, 3.25"	50 pc

METAL FRAMING

nVent CADDY Eristrut Strut Channel System

THREE HOLE FLAT BRACKET

- Used to create metal frames with nVent CADDY Eristrut channels



Material: Steel
Finish: Electrogalvanized

Part #	Description	
F200000EG	EG, 5.375"	25 pc

THREE HOLE FLAT CORNER BRACKET

- Used to create metal frames with nVent CADDY Eristrut channels



Material: Steel
Finish: Electrogalvanized

Part #	Description	
F360000EG	EG, 3.5" x 3.5"	25 pc

FOUR HOLE FLAT BRACKET

- Used to create metal frames with nVent CADDY Eristrut channels



Material: Steel
Finish: Electrogalvanized

Part #	Description	
F230000EG	EG, 7.25"	25 pc


METAL FRAMING

nVent CADDY Eristrut Strut Channel System

FOUR HOLE FLAT CORNER BRACKET



Material: Steel
Finish: Electrogalvanized


Part #	Description	
F370000EG	3 1/2" x 5 3/8"	20 pc

FOUR HOLE FLAT TEE PLATE

- Used to create metal frames with nVent CADDY Eristrut channels

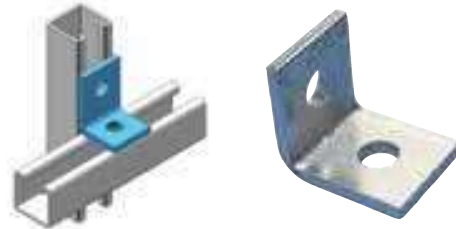



Material: Steel
Finish: Electrogalvanized

Part #	Description	
F250000EG	EG, 5.375" x 3.5"	20 pc

1-1 HOLE ANGLE BRACKET

- Used to create metal frames with nVent CADDY Eristrut channels



Part #	Description	
Material: Stainless Steel 304 (EN 1.4301)		
L110000S4	S304, 2" x 1.875"	50 pc
Material: Steel — Finish: Electrogalvanized		
L100000EG	EG, 2.25" x 1.625"	50 pc
L110000EG	EG, 2" x 1.875"	50 pc


METAL FRAMING

nVent CADDY Eristrut Strut Channel System

1-1 HOLE CLOSED CORNER ANGLE BRACKET



Material: Steel
Finish: Electrogalvanized

Part #	Description	
L470450EG	EG, 45° x 3.5" x 2.5"	25 pc

1-1 HOLE OPEN CORNER ANGLE BRACKET



Material: Steel
Finish: Electrogalvanized

Part #	Description	
L460450EG	EG, 45°	25 pc

1-1 HOLE UNEQUAL LONG ANGLE BRACKET




Material: Steel
Finish: Electrogalvanized

Part #	Description	
L120300EG	3" x 1 7/8"	25 pc


METAL FRAMING

nVent CADDY Eristrut Strut Channel System

1-2 HOLE CORNER ANGLE BRACKET




Material: Steel
Finish: Electrogalvanized

Part #	Description	
L180000EG	EG, 3.5" x 2.5"	25 pc

1-2 HOLE CORNER SHORT ANGLE BRACKET



Material: Steel
Finish: Electrogalvanized

Part #	Description	
L190000EG	EG, 3.875" x 1.875"	25 pc
L200000EG	EG, 4.125" x 1.625"	25 pc

2-2 HOLE CORNER ANGLE BRACKET

- Used to create metal frames with nVent CADDY Eristrut channels



Material: Steel
Finish: Electrogalvanized

Part #	Description	
L220000EG	EG, 4.125" x 3.5"	25 pc


METAL FRAMING

nVent CADDY Eristrut Strut Channel System


1-1 HOLE 45° ANGLE BRACE




Material: Steel
Finish: Electrogalvanized

Part #	Description	
L441200EG	EG, 12" x 10.5"	20 pc
L441600EG	EG, 16" x 13.313"	500 pc


3-3-1 HOLE CORNER GUSSET




Material: Steel
Finish: Electrogalvanized

Part #	Description	
L23U0000EG	4 1/8" x 4 1/8"	15 pc

SIX HOLE CORNER CONNECTOR, 3-WAY



Material: Steel
Finish: Electrogalvanized

Part #	Description	
W190000EG	1 5/8" x 5 7/16" x 2"	10 pc


METAL FRAMING

nVent CADDY Eristrut Strut Channel System

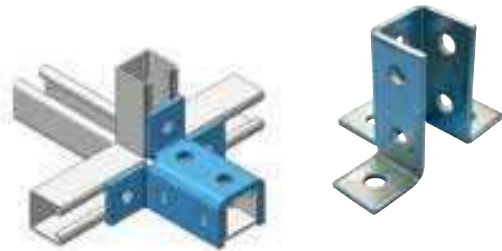
EIGHT HOLE DOUBLE CORNER CONNECTOR, 3-WAY




Material: Steel
Finish: Electrogalvanized

Part #	Description	
W170000EG	EG, 1.625" x 5.5" x 4"	10 pc

NINE HOLE CORNER CONNECTOR, 3-WAY



Material: Steel
Finish: Electrogalvanized



Part #	Description	
W200000EG	EG, 3.5" x 5.438" x 3.75"	25 pc

STRUT BEAM CLAMP WITH U-BOLT

- Complete with U-bolt and nuts
- Requires installation in pairs



Material: Steel
Finish: Electrogalvanized

Part #	Description		
BC17A000EG	EG, A, C Strut	1,200 lb	25 pc
BC17D000EG	EG, AA, D, E Strut	1,200 lb	25 pc


Static Load is based on one pair of Strut Beam Clamps.

METAL FRAMING

nVent CADDY Eristrut Strut Channel System

STRUT BEAM CLIP

- Beam Clip for clamping the open side of strut to a beam
- Suitable for all strut channels
- Requires installation in pairs
- Structural attachment to beams to support nVent CADDY Eristrut



Material: Steel
Finish: Electrogalvanized

Part #	Description	F ↓	↓ Cube
BC200000EG	EG, 0.5" Flange, 0.563" Hole	460 lb	50 pc

Indicated loads are based on installation with 1/2" (M12) hardware and strut channel type A.

STRUT BEAM CLAMP WITH BOLT, WINDOW SHAPE

- Complete with bolt
- Requires installation in pairs



Material: Steel
Finish: Electrogalvanized

Part #	Description	F ↓	↓ Cube
BC16A000EG	EG, A, CC Strut	740 lb	20 pc



METAL FRAMING

nVent CADDY Eristrut Strut Channel System

INTERNAL STRUT BEAM CLAMP WITH BOLT

- U-shaped clip for clamping the back of strut channel to a beam
- Hex bolt included
- Requires installation in pairs



Material: Steel
Finish: Electrogalvanized

Part #	Description	F ↓	☐
BC180037EG	EG, 3/8" Screw	660 lb	25 pc
BC180050EG	EG, 1/2" Screw	660 lb	25 pc

Static Load is based on one pair of Strut Beam Clamps. Include strut channel thickness when calculating flange thickness.

STRUT AND ROD BEAM CLAMP

- Multifunctional beam clamp suitable for strut channel or threaded rod
- Bolt included
- Requires installation in pairs



Material: Steel
Finish: Electrogalvanized



Part #	Description	F ↓	☐
STCB6	EG, 3/8" Rod, 2" Max Flange	400 lb	10 pc

METAL FRAMING

nVent CADDY Eristrut Strut Channel System

STRUT BEAM CLAMP WITH BOLT

- Beam clip for mounting on open side of strut
- Bolt included
- Requires installation in pairs



Material: Steel
Finish: Electrogalvanized

Part #	Description	F ↓	📦
BC210000EG	1" Flange, 9/16" Hole	460 lb	25 pc

BC23 INTERNAL STRUT BEAM CLAMP

- Kit of two inserts for A type channel
- Complete with pointed head hex bolts for easy installation



Material: Steel
Finish: Electrogalvanized

Part #	Description	F ↓	📦
BC23A000EG	BC23 Internal Strut Beam Clamp	800 lb	25 pc

INC8 INTERNAL STRUT BEAM CLAMP

- Mounts strut within vertical beams




Material: Spring Steel
Finish: nVent CADDY Armour

Part #	Description	F ↓
INC8T5	INC8 Internal Strut Beam Clamp	100 lb


METAL FRAMING

nVent CADDY Eristrut Strut Channel System

POST BASE FOR STRUT TYPE A




Material: Steel
Finish: Electrogalvanized


Part #	Description	
P11SQ000EG	EG, 6" x 6" x 3.5" x 0.81"	5 pc

45° POST BASE FOR STRUT TYPE A

- Post base to create metal frames for attachment to nVent CADDY Eristrut or nVent CADDY Pyramid



Material: Steel
Finish: Electrogalvanized

Part #	Description	
P110000EG	EG, 6" x 6" x 3.5"	5 pc

45° POST BASE FOR STRUT TYPE AA

- Post base to create metal frames for attachment to nVent CADDY Eristrut or nVent CADDY Pyramid




Material: Steel
Finish: Electrogalvanized

Part #	Description	
P130000EG	EG, 6" x 3.5"	5 pc


METAL FRAMING

nVent CADDY Eristrut Strut Channel System

RECTANGULAR POST BASE PLATE




Material: Steel
Finish: Hot-Dip Galvanized

Part #	Description	
ZGA512	3.94" x 6.3" x 3.15"	1 pc

FOUR HOLE EXTERNAL COUPLER



Material: Steel
Finish: Electrogalvanized

Part #	Description	
U24A0000EG	EG, A Strut	10 pc

STRUT TRAPEZE ATTACHMENT PLATE

- Creates fast install trapeze brackets
- Includes hex bolt and strut nut



Material: Steel
Finish: Electrogalvanized

Part #	Description	
ISSP375	3/8" Rod	100 pc

METAL FRAMING

nVent CADDY Eristrut Strut Channel System

STRUT TRAPEZE ATTACHMENT KIT

- Kit includes 2 strut trapeze attachment plates and 4 SN series nuts
- Creates fast install trapeze brackets



Material: Steel
Finish: Electrogalvanized

Part #	Description	 F	
ISSPK	3/8" Rod	500 lb	12 pc

Ultimate Static Load is based on one strut trapeze attachment plate supported by two SN Series Nuts. When evaluating the complete trapeze structure (Strut Trapeze Attachment Kit and strut member), deformation and material yield of the strut must be taken into consideration. The lesser of the loads should be used as the Ultimate Static Load.

STRUT TROLLEY, ONE AXLE

- Fits in A channel or higher



Material: Steel
Finish: Electrogalvanized

Part #	Description	
ROL10000EG	Strut Trolley, One Axle	25 pc

METAL FRAMING

nVent CADDY Eristrut Strut Channel System

STRUT TROLLEY, TWO AXLES

- Fits in A channel or higher



Material: Steel
Finish: ElectroGalvanized

Part #	Description	
ROL11000EG	Strut Trolley, Two Axles	10 pc

U-SHAPED BRACKET FOR STRUT TYPE A



Material: Steel
Finish: Hot-Dip Galvanized

Part #	Description	
U10A0000HD	U-Shaped Bracket for Strut Type A	20 pc

ESC STRUT ATTACHMENT CLIP

- Attaches to open side of a strut channel
- Designed to accept nVent CADDY Speed Link wire rope or hook



Material: Spring Steel
Finish: nVent CADDY Armour



Part #	Description		
ESC4	Plain	150 lb	100 pc

METAL FRAMING

nVent CADDY Eristrut Strut Channel System

THREADED ROD TO STRUT CLIP

- Attaches to open side of a strut channel
- With threaded rod attachment




Material: Steel
Finish: nVent CADDY Armour



Part #	Description	F ↓	
ESC4TI	1/4" Hole	150 lb	100 pc
ESC6TI	3/8" Hole	150 lb	100 pc

SAA SLOTTED FRAMING ANGLE, EQUAL LEG

- Cold formed, slotted



Material: Steel
Finish: Pregalvanized

Part #	Description
SAA1400EG	SAA Slotted Framing Angle, Equal Leg

SAD SLOTTED FRAMING ANGLE, UNEQUAL LEG

- Cold formed, slotted



Material: Steel
Finish: Pregalvanized

Part #	Description
SAD1400EG	SAD Slotted Framing Angle, Unequal Leg

Premium quality and unmatched innovation, dedicated to saving you time and keeping your installations in code since 1956.



Commercial contractors responsible for electrical system installation have simple priorities: get the job done right, safely – and quickly. Now you can depend on nVent CADDY solutions to help you meet those goals.


nVent CADDY's innovative fixing, fastening, and support products provide the perfect solution for thousands of electrical applications. The result: Contractors can focus more on meeting project deadlines, and less on procuring the right components.

Contractors count on nVent CADDY to develop and deliver high-quality solutions to the commercial construction industry. Besides superior technical performance, nVent CADDY components are designed for simple and intuitive installation at a lower total cost.

nVent CADDY leads the commercial market in offering high-quality, innovative solutions for electrical and datacom applications. From the All-In-One system to the simplest support clip, nVent CADDY products make installation faster, easier and more secure. Our deep expertise in construction and our trusted relationships with contractors have contributed to the design and development of thousands of standard components.

Whatever the task– running electrical conduit, mounting devices in a studwall, or a multitude of other applications – nVent CADDY's state-of-the-art components help you secure any job. Right.

Seismic Bracing Systems



**WE MAKE
SEISMIC SIMPLE**

SEISMIC BRACING SYSTEMS

Cable Bracing

CABLE SPOOL

- Cut to length as needed
- Pre-stretched restraint cable



Part #	Description	UL Listed Load	Certification
Material: Steel – Finish: Pregalvanized, Painted			
CSB12CBL	#12 Brace, Red, 250'	600 lb	UL
CSB18CBL	#18 Brace, White, 250'	1,100 lb	UL
CSB36CBL	#36 Brace, Blue, 250'	2,800 lb	UL
CSB48CBL	#48 Brace, Yellow, 250'	4,600 lb	UL
Material: Stainless Steel 316 (EN 1.4401)			
CSB12CBLSS	#12 Brace, 250'		–
CSB18CBLSS	#18 Brace, 250'		–
CSB36CBLSS	#36 Brace, 250'		–
CSB48CBLSS	#48 Brace, 250'		–

Cable is powder coated.

CABLE CUTTER

- Designed to reduce cable fraying



Material: Steel

Part #	Description
CSBC48	#48 Brace

WIRE ROPE CUTTER

- Designed to reduce wire rope fraying



Material: Steel

Part #	Description
SLWC	Wire Rope Cutter

SEISMIC BRACING SYSTEMS

Cable Bracing

SWAGING SLEEVE

- Creates secure loop ends
- Swage with swaging tools



Part #	Description
Material: Copper – Finish: Electrogalvanized	
CSB12SLVB	EG, #12 Brace
CSB18SLVB	EG, #18 Brace
CSB36SLVB	EG, #36 Brace
CSB48SLVB	EG, #48 Brace
Material: Stainless Steel 316 (EN 1.4401)	
CSB12SLVBSS	S316, #12 Brace
CSB18SLVBSS	S316, #18 Brace
CSB36SLVBSS	S316, #36 Brace
CSB48SLVBSS	S316, #48 Brace

Two side-by-side swages required on #12 and #18 cable. Three side-by-side swages required on #36 and #48 cable. Check swage with gauge (not included).

MANUAL SWAGING TOOL



Material: Steel

Part #	Description
CSB12SBHS	#12 Brace
CSB48	#48 Brace

MULTI-SIZE MANUAL SWAGING TOOL



Material: Steel

Part #	Description
CSB3346SB	#12, #18, #36 Brace

SEISMIC BRACING SYSTEMS

Cable Bracing

BATTERY-OPERATED SWAGING TOOL

- Battery-operated tool provides consistent swaging
- Provides less strenuous installation when compared to manual swaging tools
- Cordless design allows installers to easily move around the job site
- Compatible with large diameter cables



Material: Steel

Part #

CSBBS121836

NO PRY CLIP

- Eliminates prying effect on fasteners and anchors



Material: Steel
Finish: ElectroGalvanized



Part #	Description	UL Listed Load
CSBNPC38	#12, #18, #36 Brace, 7/16" Hole	2,800 lb
CSBNPC12	#12, #18, #36 Brace, 9/16" Hole	2,800 lb
CSBNPC58	#12, #18, #36 Brace, 11/16" Hole	2,800 lb
CSBNPC34	#12, #18, #36 Brace, 13/16" Hole	2,800 lb



SEISMIC BRACING SYSTEMS

Cable Bracing

UNIVERSAL RESTRAINT CLIP



Part #	Description	Certification
Material: Stainless Steel 316 (EN 1.4401)		
CSBURC14SS	S316, #12, #18, #36 Brace, 5/16" Hole	-
CSBURC38SS	S316, #12, #18, #36 Brace, 7/16" Hole	-
CSBURC12SS	S316, #12, #18, #36 Brace, 9/16" Hole	-
CSBURC58SS	S316, #12, #18, #36 Brace, 11/16" Hole	-
CSBURC34SS	S316, #12, #18, #36 Brace, 13/16" Hole	-
CSBURC78SS	S316, #12, #18, #36 Brace, 15/16" Hole	-
CSBURC1SS	S316, #12, #18, #36 Brace, 1 1/16" Hole	-
CSBURC4812SS	S316, #48 Brace, 9/16" Hole	-
CSBURC4858SS	S316, #48 Brace, 11/16" Hole	UL
CSBURC4834SS	S316, #48 Brace, 13/16" Hole	UL
CSBURC4878SS	S316, #48 Brace, 15/16" Hole	UL
Material: Steel – Finish: Electrogalvanized		
CSBURC14	EG, #12, #18, #36 Brace, 5/16" Hole	UL
CSBURC38	EG, #12, #18, #36 Brace, 7/16" Hole	UL
CSBURC12	EG, #12, #18, #36 Brace, 9/16" Hole	UL
CSBURC58	EG, #12, #18, #36 Brace, 11/16" Hole	UL
CSBURC34	EG, #12, #18, #36 Brace, 13/16" Hole	UL
CSBURC78	EG, #12, #18, #36 Brace, 15/16" Hole	UL
CSBURC1	EG, #12, #18, #36 Brace, 1 1/16" Hole	-
CSBURC4812	EG, #48 Brace, 9/16" Hole	UL
CSBURC4858	EG, #48 Brace, 11/16" Hole	UL
CSBURC4834	EG, #48 Brace, 13/16" Hole	UL

Part is currently being phased out. Limited quantities available.

Mount to the structure using the center hole. Loop cable through the holes in the bent tabs and swage in place.

SEISMIC BRACING SYSTEMS

Cable Bracing

UNIVERSAL RESTRAINT CLIP, RETROFIT

- Slotted design ideal for attaching to existing threaded rod on trapezes



Material: Steel
Finish: Electrogalvanized

Part #	Description
CSBURCR38	#12, #18 Brace, 3/8" Rod
CSBURCR12	#12, #18 Brace, 1/2" Rod
CSBURCR58	#12, #18 Brace, 5/8" Rod

URC ATTACHMENT KIT

- Attaches cable brace to structure
- Two-way bracing kit with swaging sleeves
- Wraps around structural steel members



Material: Steel
Finish: Electrogalvanized, Painted

Part #	Description
Brace Size: #12 — Color: Red	
CSB2W12URC38L10	#12 Brace, , 7/16" Hole, 10' Brace Length
CSB2W12URC38L20	#12 Brace, , 7/16" Hole, 20' Brace Length
CSB2W12URC12L10	#12 Brace, , 9/16" Hole, 10' Brace Length
CSB2W12URC12L20	#12 Brace, , 9/16" Hole, 20' Brace Length
Brace Size: #18 — Color: White	
CSB2W18URC38L10	#18 Brace, , 7/16" Hole, 10' Brace Length
CSB2W18URC38L20	#18 Brace, , 7/16" Hole, 20' Brace Length
CSB2W18URC12L10	#18 Brace, , 9/16" Hole, 10' Brace Length
CSB2W18URC12L20	#18 Brace, , 9/16" Hole, 20' Brace Length
Brace Size: #36 — Color: Blue	
CSB2W36URC12L10	#36 Brace, , 9/16" Hole, 10' Brace Length
CSB2W36URC12L20	#36 Brace, , 9/16" Hole, 20' Brace Length
CSB2W36URC58L10	#36 Brace, , 11/16" Hole, 10' Brace Length
CSB2W36URC58L20	#36 Brace, , 11/16" Hole, 20' Brace Length
Brace Size: #48 — Color: Yellow	
CSB2W48URC12L10	#48 Brace, , 9/16" Hole, 10' Brace Length
CSB2W48URC12L20	#48 Brace, , 9/16" Hole, 20' Brace Length
CSB2W48URC58L10	#48 Brace, , 11/16" Hole, 10' Brace Length
CSB2W48URC58L20	#48 Brace, , 11/16" Hole, 20' Brace Length