

VITA INTERNO®

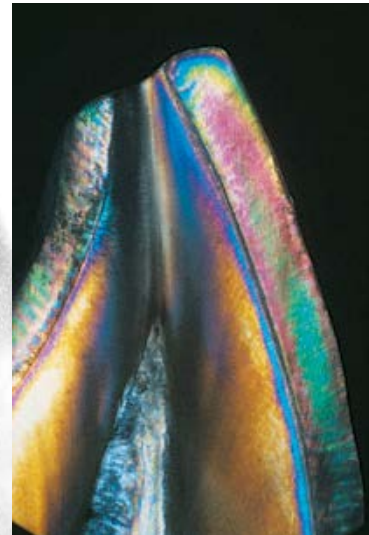
For natural, in-depth colour effects



VITA shade, VITA made.

VITA

The VITA INTERNO ceramics enable the ceramist to achieve an even more perfect reproduction of in-depth shade effects.



Outstanding results can be obtained with Interno ceramics, particularly when reproducing colour effects (contrasts) occurring in the incisal area of natural teeth.

Their high fluorescence means shades with increased luminosity and even better light transmission - just as in natural dentition.

VITA INTERNO ceramics can be mixed with dentine and translucent porcelains. This intensifies the chromatic effect.



In special cases the INTERNO ceramics can be used to create an additional impression of depth when space is lacking.

**Study on
natural teeth:**


Typical shade reflection
on the incisal edge



Clearly visible internal
structures in the dentine of
a natural tooth after removing
the enamel layer



The cross-section
illustrates the diversity
of colour effects within
the dentine







Various factors alter the structures in natural teeth. Contrasts and colour effects are to be found particularly in the teeth of older patients.



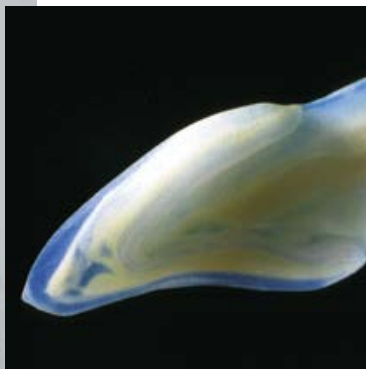


Example of the application of a mixture of INTERNO and transparent porcelain to imitate orange incisal shading. The INTERNO mixture should be "washed" into a well-moistened ceramic. It is also important to make sure the INTERNO ceramics are inlaid or "washed in" only in a very thin layer.





Lifelike impression of depth with INTERNO ceramics in the crown.



**Observations on natural dentition:
The intense luminosity of the
INTERNO ceramics matching the
highly fluorescent effect of
natural teeth:**



above:

VITA VM 7 crown

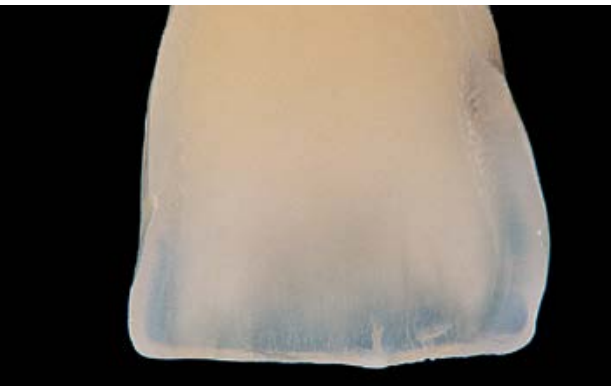
centre:

A natural tooth;

below:

Fluorescence of a VITA VM 7 crown
with INTERNO ceramics.





Bright reflection in a natural tooth.






Three case examples





The INTERNO ceramics demonstrate remarkably lifelike interdigital and incisal effects in the lateral incident light.



Cracks are three-dimensional and can occur in various colour combinations.



By mixing with other INTERNO ceramics, the shade of INTERNO 12 (splinter) can also be altered, and individualised.

















**Restoration with
VITA INTERNO – the results
speak for themselves.**



The VITA INTERNO ceramics were developed and created in close co-operation with the ceramist Claude Sieber, Basel/Switzerland. The concept of this brochure bears his stamp, the photographs and patient cases portray his philosophy.

	VITA INTERNO white smoke - Int 01
	VITA INTERNO sand - Int 02
	VITA INTERNO lemon chrome - Int 03
	VITA INTERNO sunflower - Int 04
	VITA INTERNO coral blush - Int 05
	VITA INTERNO gold earth - Int 06
	VITA INTERNO misty lilac - Int 07
	VITA INTERNO marina - Int 08
	VITA INTERNO cream pearl - Int 09
	VITA INTERNO burnt orange - Int 10
	VITA INTERNO clove - Int 11
	VITA INTERNO splinter - Int 12

The VITA INTERNO® Assortment contains:

Material	Order No.	Quantity
INTERNO ceramics	Int 01 - Int 12	12 x 3 g
INTERNO FLUID		1 x 20 ml
AKZENT / INTERNO mixing plate		1 piece
Glass spatula		1 piece
a&e brush No. 3/0		1 piece
Shade sample blade		1 piece
Working instructions	Nr. 770E	1 piece

VITA INTERNO® Working Instructions

Area of applications

The porcelains of this assortment are shaded according to the anomalies occurring in natural teeth. These porcelains enable the user to reproduce natural shade effects and obtain an even more perfect match of ceramic restorations to natural teeth.

VITA INTERNO porcelains can be used with all types of ceramic techniques in combination with the following products: VITA VM 7, VM 9, VM 13, VM 15, VITA VMK Master, VMK 95 and VITA TITANIUM CERAMICS. These stains, however, are not intended for shading opaque materials.

Properties

The VITA INTERNO porcelains are fine-grained and strongly fluorescent and are distinguished by their shade intensity. It is possible to mix these with one another. They can be used either on their own or mixed into opaque dentine, dentine, enamel and translucent porcelains.

Working procedure

When mixed with opaque dentine, the VITA INTERNO porcelains increase the fluorescence and natural luminosity of a ceramic restoration in varying light conditions. When INTERNO porcelains are mixed with dentine, the shade character of the porcelain can be altered. The INTERNO/dentine mixture (Int 01-03 and Int 09) is particularly suitable for mamelon effects. Due to their fine-grained structure, the INTERNO porcelains are also very suitable for washing into the dentine, base dentine or opaque dentine in their unmixed state to achieve in-depth shade effects.

A mixture of translucent and INTERNO porcelains (e.g. Int 01, Int 03, Int 08) enhances the translucent effect in the incisal area.

Using the INTERNO porcelain Int 12 (splinter), either on its own or mixed with other INTERNO porcelains, it is possible to reproduce natural enamel cracks. The INTERNO porcelains Int 10 and Int 11 have no fluorescence; these are particularly suitable for reproducing the effects resulting from dentine hardening in abraded teeth. The firing temperature is that of the dentine firing of the ceramic material used.

Important

When grinding dental ceramic products it is necessary to use a suction unit, wear a dust mask or keep the workpiece wet.



Recommended firing for:

VITAVM®7	Pre-drying °C	→ min.	↗ min.	↗ °C/min.	Temp. approx. °C	→ min.	VAC min.
Dentine firing	500	6.00	7.27	55	910	1.00	7.27

VITAVM®9	Pre-drying °C	→ min.	↗ min.	↗ °C/min.	Temp. approx. °C	→ min.	VAC min.
Dentine firing	500	6.00	7.27	55	910	1.00	7.27

VITAVM®13	Pre-drying °C	→ min.	↗ min.	↗ °C/min.	Temp. approx. °C	→ min.	VAC min.
Dentine firing	500	6.00	6.55	55	910	1.00	6.55

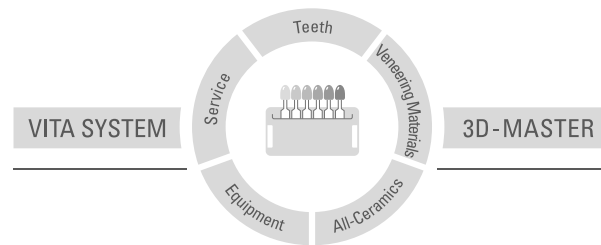
VITAVM®15	Pre-drying °C	→ min.	↗ min.	↗ °C/min.	Temp. approx. °C	→ min.	VAC min.
Dentine firing	400	6.00	8.00	50	800	1.00	8.00

VITA VMK Master®	Pre-drying °C	→ min.	↗ min.	↗ °C/min.	Temp. approx. °C	→ min.	VAC min.
Dentine firing	500	6.00	7.49	55	930	1.00	7.49

VMK 95	Pre-drying °C	→ min.	↗ min.	↗ °C/min.	Temp. approx. °C	→ min.	VAC min.
Dentine firing	600	6.00	6.00	55	930	1.00	6.00


VITA TITANKERAMIK	Pre-drying °C	→ min.	↗ min.	↗ °C/min.	Temp. approx. °C	→ min.	VAC min.
Dentine firing	400	6.00	7.00	53	770	1.00	8.00

With the unique VITA SYSTEM 3D-MASTER all natural tooth shades are systematically determined and completely reproduced.



Please note: Our products should be used according to the working instructions. We cannot be held liable for damages resulting from incorrect handling or usage. The user is furthermore obliged to check the product before use with regard to its suitability for the intended area of applications. We cannot accept any liability if the product is used in conjunction with materials and equipment from other manufacturers which are not compatible or not authorized for use with our product. Furthermore, our liability for the correctness of this information is independent of the legal ground and, in as far as legally permissible, is limited to the invoiced value of the goods supplied excluding turnover tax. In particular, as far as legally permissible, we do not assume any liability for profit loss, for indirect damages, for consequential damages or for claims of third parties against the purchaser. Claims for damages based on fault liability (fault in making the contract, breach of contract, unlawful acts, etc.) can only be made in the case of intent or gross negligence. The VITA Module Box is not necessarily a component of the product.

Date of issue of this product information: 06.13

VITA Zahnfabrik is certified in accordance with the Medical Device Directive and the following products mentioned in this brochure bear the mark  0124:

VITA INTERNO®

VITA

VITA Zahnfabrik H. Rauter GmbH & Co.KG

Postfach 1338 · D-79704 Bad Säckingen · Germany

Tel. +49(0)7761/562-0 · Fax +49(0)7761/562-299

Hotline: Tel. +49(0)7761/562-222 · Fax +49(0)7761/562-446

www.vita-zahnfabrik.com · info@vita-zahnfabrik.com

 facebook.com/vita.zahnfabrik