

SRDRST & SRDRKP

Smart Readers



PRODUCT GUIDE

LiftMaster

POWERED BY myQ

SRDRST & SRDRKP

Smart Readers

Introducing a smarter way into your building and through any door you need to access. The myQ® Community app makes life easier and safer for residents in your building. Using myQ mobile credentials, residents have three options: they can simply tap a smartphone against a LiftMaster Smart Reader or Smart Video Intercom to unlock the door, touch the Smart Reader while keeping their phone in their front pocket, or press a push notification on their phone from the myQ Community app. To unlock any door in the building—from the front entrance to the gym or mail room—our myQ Community app empowers residents to easily move around their building, letting visitors and deliveries in from their smartphone.



Popular features

Cloud Based Control

With the myQ Community app and myQ Community web portal.

Safety

With myQ mobile credentials, users receive highly secure, encrypted access, using their smartphones as an all-access pass to get around the building.

Versatile

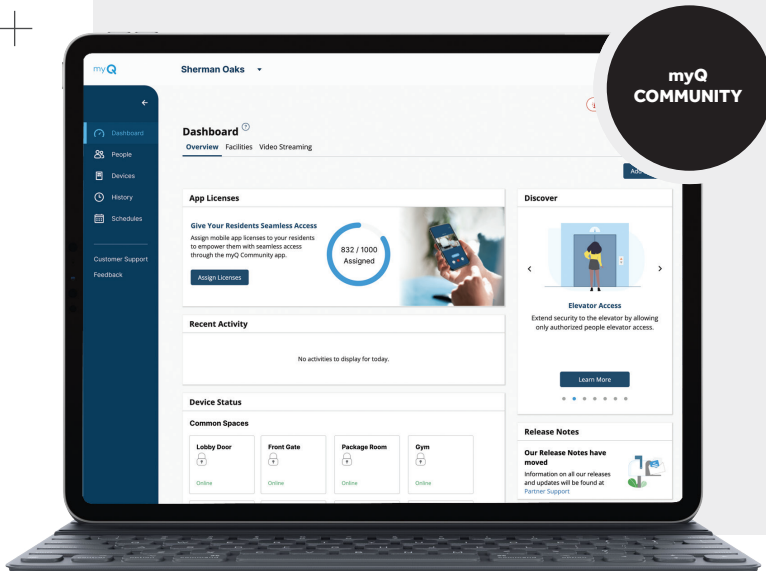
myQ Community works for any building type or entrance. You can use the myQ Community app to access the front door, elevator, gym, mail room or parking garage. Admins can add new doors to manage access anywhere it is needed. The hardware is easy to install and the myQ Community software is even easier for managers to use.

Convenience

No keys? No problem. With the myQ Community app, residents can easily present their smartphone to the Smart Video Intercom at their entrance or press the push notification alert on their smartphone to enter the building. They can follow the same process to open any other door in their building that has the LiftMaster Smart Reader. With the Smart Readers, they have the added choice to keep their phone in their pocket and just touch the reader. Plus, admins can easily assign or revoke access as needed.

Easy to Install

Plug and play for new buildings and retrofit installations. Modernize your building and credentialed access with future forward mobile credentials.



Cloud-based access management

The myQ Community cloud-based web platform lets you conveniently manage and control multiple access points across all communities in your portfolio from a single dashboard. And when combined with the myQ Community app, you will be able to easily add/delete residents, assign access to specific myQ Community connected entrances and receive real-time activity alerts to help you maximize efficiency and improve operations.


myQ mobile credentials: A modern amenity

The LiftMaster Smart Readers enable myQ mobile credentials, providing seamless entry for residents across a building, while maintaining security. A Smart Reader allows residents to use their smartphones as an all-access pass to enter buildings, elevators, parking garages and package rooms. This eliminates the need for physical credentials like key cards or fobs that can be lost, stolen or easily cloned.

The myQ Community app produces credentials that are unique, highly encrypted, and non-replicable, ensuring secure and frictionless access experiences for residents. Mobile phones that are lost or stolen can be locked remotely so credentials are protected. With myQ mobile credentials all you need is your phone, and there are three ways to enter:

Tap

Tap your smartphone against the Smart Reader to receive access to the building.



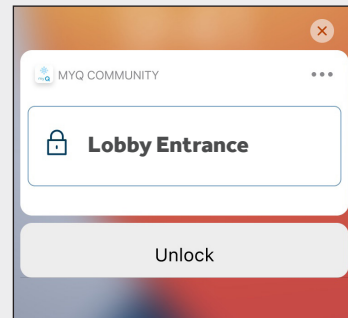
Touch

Touch the Smart Reader with your hand while leaving your smartphone in your front pocket.



Alert

Press the myQ Community push notification that pops up on your smartphone while you are walking towards the reader to open the right door.



Other myQ Community app features.



Open the Door with Apple Watch

Out for a run? Residents can leave their keys and phone at home. myQ Community is compatible with an internet-connected Apple Watch so residents can open the door to the building from their wrists.

You can also view event history—including if a visitor entered the building via a guest pass—and play captured videos from the Smart Video Intercom on the Apple Watch.

Video Calling

With a Smart Video Intercom and the myQ Community app, residents can see guests when they arrive at the door and communicate with them via 2-way audio.

Recurring Pass

Receive regular visitors? A Recurring Pass allows residents to offer access to frequent guests such as dog walkers or family members. These permissions are customizable within the app.

One-Time Code

Does a resident need to give one-time access to someone like a delivery worker? myQ Community lets them send a unique code that allows a visitor to enter the building for just one specific period.

“Hey Siri”

Don't reach for the phone. myQ Community is compatible with Siri so you can let guests in by voice command. This is especially helpful for residents who are multi-tasking around their apartment.

Specifications

Connectivity

Dependent on door control device: CAPXLV, CAPXM, CAPXS or CAP2D

Power Supply Voltage:

5-16 VDC (Power supply not included)

Current:

SRDRST – 120 mA average, 170 mA peak

SRDRKP – 145 mA average, 195 mA peak

Technology:

Multiple Technology with Proximity (125 KHz), Smart (13.56 MHz) and mobile credential (BLE)

- Prox: 125 KHz - Standard 26 bit, 30 bit, 37 bit
- Smart: 13.56 MHz – 32 bit Mi-Fare, 56 bit LiftMaster
- Dual Tech: LiftMaster – 36 bit (125KHz) and 56 bit (13.56 MHz)

Mounting:

Single Gang – includes integrated back plate, wall plate and mounting hardware

Construction

Material:

Reader electronics conformally coated in a silicone water resistant coating

Country of Origin:

United States

Dimensions

5.1"x3.25"x0.71"

Temp Range:

-31°F to 150°F (-35°C to 66°C)

Shipping Weight:

SRDRST: 0.68 lbs SRDRKP: 0.78 lbs.

Regulatory Certifications:

FCC, IC, CE, UL 294, EN 302291, EN 301489, EN 300330, EN 50130-4, IP55, BIS IS 13252



For inquiries

For Sales | 800.282.6225

For Technical and Billing Support | 877.247.6764 (Press 1 for billing and press 2 for technical support)

To Learn More | myq.com/community/mobile-credentials