

318LIPW2K-C MONARCH



with Patented
ChargeGuard®
Circuit



Manual

Thank you for choosing a Transmitter Solutions® product .
Please read this manual carefully before using the product.

Made in Italy. Copyright© 2013 by Transmitter Solutions®

CONTENTS

1 - TRANSMITTER OVERVIEW

1A- General information

1B- Technical specifications

1C- Main components

2 - NUMBERING

3 - PROGRAMMING

4 - OPERATION

5 - BATTERY ACCESS

6 - TROUBLESHOOTING

1A- General information

The Transmitter Solutions® Monarch 318LIPW1K-C transmitter is a key chain style mini transmitter operating at 318MHz. It has been designed for use with programmable telephone entry, security, and access control systems operating with a 318MHz frequency receiver. The code sent by the transmitter includes a 16 bit security code which allows up to 65,536 code combinations and 4 bits of facility code which allows up to 16 facility codes.

The Transmitter Solutions® 318R receiver which operates with this transmitter has a Wiegand 26 bit output and can operate any type of access control system equipped with the same protocol. The CR 2016 lithium batteries of the transmitter have a shelf life of about 6 months. The product fully complies with Part 15 of FCC Regulations and the European Directives 99/5/CE, 89/336/CE, 73/23/CEE

1B - Technical specifications

Operating frequency	318 MHz
Number of keys:	1
Battery :	2 x 3V lithium batteries CR2016
Battery life:	18 ÷ 24 months
Number combinations :	65,536
Protocol :	Linear compatible
Different Facilities codes	16
Operating temperature:	-20°F ÷ +131°F (-20°C ÷ +55°C)
Overall dimensions:	2.4" x 1.4" x 0.51" (61 x 36 x 13 mm)
Weight:	0.49 oz. (14 g)

1C - Main components

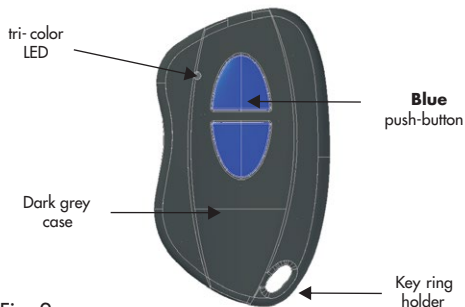


Fig. 2

2 - NUMBERING

Each transmitter is manufactured and sold with a different factory-set serial number .

3 - PROGRAMMING

The transmitter must be programmed into your system memory.
Your own installer or reseller will provide you the necessary instructions for your system.

4 - OPERATION

A- Firmly depress the button until the small red LED illuminates.

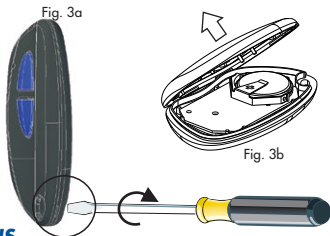
B- After the LED has illuminated, release the button.

If the device you are attempting to activate does not respond, repeat steps A and B or consult section 7 (Troubleshooting) of this manual.




5 - BATTERY ACCESS

To access the battery open the case with a screwdriver acting on the slot between the cover and the bottom and remove the bottom, as shown in fig. 3a and 3b. Slide out the old batteries and replace them with the new ones [CR2016] respecting the polarity, with the positive (+) side upward.

NOTE: Please dispose of the batteries properly according to local laws and regulations. Test proper battery installation by verifying that the LED illuminates when the button is pushed.



6 - BATTERY STATUS

Led color	Battery level	TX Status
 Led GREEN	Normal level	~6000 pulses [*] - Normal range
 Led ORANGE	Attention level	Max 300 pulses[*]- Low range
 Led RED	Lowlevel	Replacebattery - No range

[*] : Depends on batteries type and operating conditions . Batteries life calculated with 1-sec pulses.

7 - TROUBLESHOOTING

PROBLEM	SOLUTION
The system does not receive the transmitter signal. The transmitter LED is ON	Check to verify the transmitter is programmed into your system
The operating range is reduced	Replace the transmitter batteries

Transmitter Solutions® - T type : 318LIPW2K-C

FCC ID : SU7318LIPW2K-C

This device complies with Part. 15 of the FCC Rules
Operation is subject to the following two conditions:

- (1) This device may not cause harmful interference, and
- (2) this device must accept interference received, including interference that may cause undesired operation.

Notice

Any changes or modifications not expressly approved by Transmitter Solutions® could void the user's authority to operate this equipment.

WARRANTY

The warranty period of Transmitter Solutions® 318 transmitters is 24 months, beginning from the manufacturing date of the transmitter . During this period, if the product does operate correctly, due to a defective component, the product will be repaired or replaced at the sole discretion of Transmitter Solutions®.
The warranty does not extend to the transmitter case which can be damaged by conditions outside the control of Transmitter Solutions® or to battery life.