

VALUE SERIES®

V40

Rim Exit Device

The V40 Series rim exit device is secure and durable **panic and fire exit hardware** at an economical price. It is designed for use on all types of single and double doors with mullions. The patented mounting plate and strike locator system ensures the easiest and most accurate installation of panic hardware available.



V40

(628 Finish)



V40

(711 Finish)

**ANSI 156.3 - 2008
Grade 1
Type 1**

Standard V40 Rim Device accommodates wide stile doors, 4" or greater stile, and flush doors. For Narrow Stile doors, 2" to 2 1/2" stiles, specify V40xNS model which provides a 2" longer device and a lower profile strike.

Benefits

- Priced to be the best value for durable and attractive loss prevention panic hardware
- Minimal door prep saves time and money
- Outside trims are easily changed or rekeyed without removing device from door
- Fast and easy installation
- Fits almost any door in any décor

Features

- Patented mounting plate and strike locator
- 1/8 turn hex key dogging
- Withstands over 1400 pounds of static pull force for greater security
- Covers a 161 door prep
- Heavy-duty angled end cap
- Modular design accepts a variety of outside trims and functions
- Stainless steel, 3/4" deadlocking Pullman-type latch bolt
- Heavy-duty ribbed aluminum rail extrusion
- Standard and narrow stile pull trims available
- Non-handed
- High impact ABS and anodized surfaces

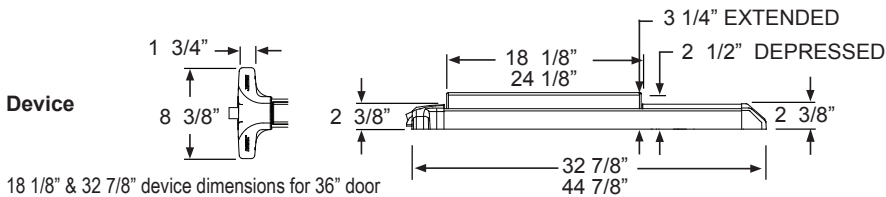
Mechanical Options

- CD - Cylinder Dogging
- F - 3-Hour Fire Rated
- 98 - Semi Mortise Strike
- HD - Hex Dogging (Std.)
- H - Hurricane Rated
- Available with 628 Base Rail Extrusion (Std.)
- LD - Less Dogging
- For Narrow Stile that fits 2" Narrow stile glass door see V40xNS
- Available with 711 Base Rail Extrusion
- 36 - Fits 36" Door Width (Std.)
- 99 - Surface Strike (Std.)

Electrical Options

- Exit Alarm with 9 volt Battery (EB)
- Hardwired 24VAC/DC Exit Alarm with Remote Signal (EHxR)
- Electric Switching (ES)
- Weatherized Exit Alarm (EBxW)
- Electric Integration (EI)
- Request to Exit (EX)
- Electric Dogging (ED)
- Delayed Egress with Magnetic Lock (EM)
- Weatherized Request to Exit (EXxW)
- Delayed Egress (EE)
- Electric Latch Retraction (ER)

Dimensions

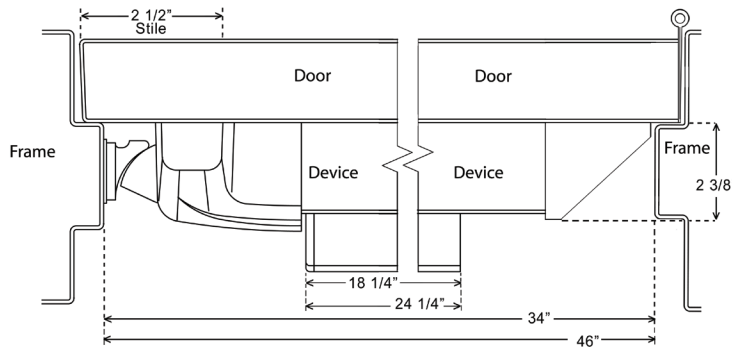


18 1/8" & 32 7/8" device dimensions for 36" door

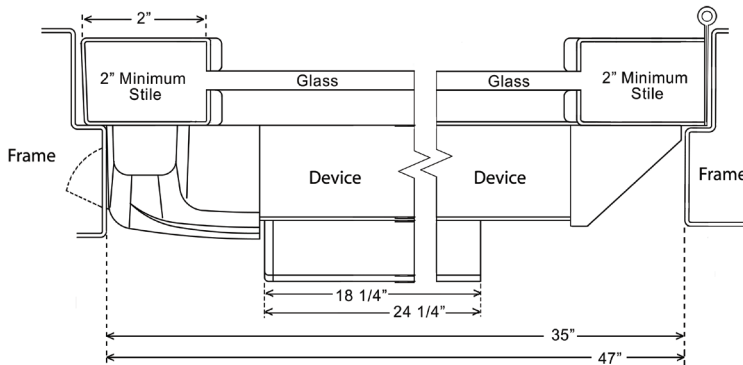
24 1/8" & 44 7/8" device dimensions for 48" door

Add 2" for NS

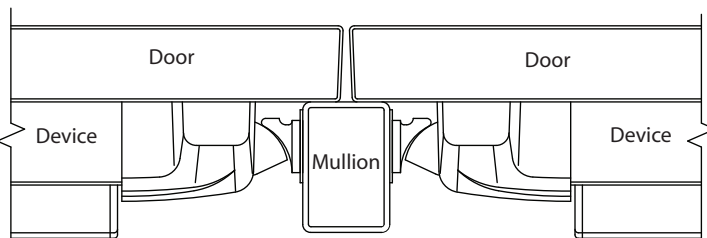
Single Door with 99 strike (V40)



Single Narrow Stile Door with 98 strike (Specify V40xNS)



Double Doors



Listings and Approvals



UL Listed Panic Hardware



UBC 97, Standard 7-2 and UL10B/UL10C for positive pressure



UL Listed Fire Exit Hardware for 3 hours, maximum 4'x10' single doors and pairs of 4'x8' with F90KR keyed removable mullion



Meets NFPA 80 & 101 for Life Safety



Meets ADA requirements



Miami-Dade County, Florida NOA 15-0415.08

State of Florida Approval FL9052



ANSI/BHMA certified A156.3



California State Fire Marshall 4140-0127:105 and 3725-0127:108

Accessories

- SN1 - Sex Nut Fasteners
- GB2 - Glass Bead Kit
- NSK- Narrow Kit - for 2" narrow stile glass door applications that must be added in the field
- Outside Trim (see Value Series Trim Options)
- Optional Sex Nuts or Security Torx Screws available

Technical Information

- Door Types - Wood, Hollow Metal, Fiberglass or Aluminum
- Door Thickness - Fits standard 1-3/4" - 2-1/4"
- Single Door Stile - Fits 3-1/2" minimum stile doors with 99 surface strike (Std.)
- Pairs of Doors Stile - Fits 4" minimum stile doors with 99 surface strike
- Door Stile - Fits 2" narrow stile doors - specify NS
- Machine and Self-Drilling Screws (Std.)

Detex Limited Warranty

10 Year Mechanical/3 Year Electrical Limited Manufacturer's Warranty

Where Trust is Built™
DETEX®
Life Safety and Security Door Hardware

Detex Corporation
302 Detex Drive
New Braunfels, Texas 78130-3045 USA
PH. (830) 629-2900
(800) 729-3839
FAX (800) 653-3839
http://www.detex.com
USA Sales:
marketing@detex.com
International Sales:
export@detex.com