



# HEAVY DUTY KEYLESS ACCESS



For more challenging environments, the KL1200 includes all the benefits of the KL1000 but is tougher and more robust.

With additional programming features, stainless steel buttons, dual fixing points and increased battery life, the KL1200 provides enhanced benefits to facilities managers looking to simplify access control without the need for keys. Quick and tough.



Easy to install



On the door programming



Two year limited warranty\*




Private and Public Functions

## FEATURES

- 11 button keypad
- 8 digit Master and Sub-Master Code
- 4 digit User Code
- 6 digit Technician Code
- Right hand version available
- Up to 50,000 operations from 2 x AAA batteries (supplied)
- Battery override
- Auto unlock feature
- Audible keypad
- Slam latch accessory available
- IP54 rated when fitted with gasket
- All parts / fasteners / templates included



## FUNCTIONS



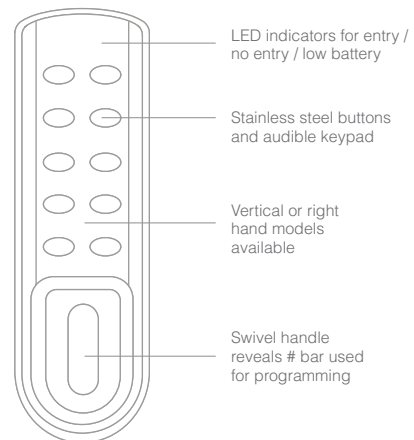
### Private Function

This is the default function and is already pre-programmed in new locks. This function is used where the same code will be repeatedly used, e.g. an employee with the same locker/drawer in the workplace.



### Public Function

In this function the KitLock operates with a single User Code. The user enters a personal four digit code, this locks the lock. The same code is entered once only to open the lock before automatically being erased and ready for the next user. This function is used for short term, multiple occupancy applications, e.g. hot desking in an office or a locker in a sports club.



## PRODUCT DIMENSIONS



### Code Management

KL1200 has four code levels available:

- 8 digit Master Code
- 8 digit Sub-Master Code
- 4 digit User Code
- 6 digit Technician Code

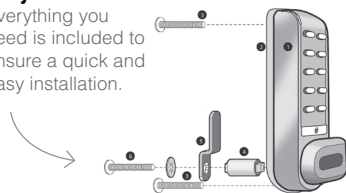
The KitLock is supplied with two factory set codes:

- Master Code
- User Code

Before installing change the Master and User Code by following the Programming and Operating Instructions.

### Easy Installation

Everything you need is included to ensure a quick and easy installation.



## TECHNICAL SPECIFICATIONS

FEATURE	DESCRIPTION
Operations	Up to 50,000 opening per 2 x 1.5 AAA batteries
Battery Override	A 9 volt battery can be placed against external contacts
Low Battery Warning	Red LED will flash on opening to indicate low battery
Functions	Private and Public
Buttons	11 individual round buttons
Material	Zinc Alloy
Finish Color	Silver gray as standard
Door Thickness	Ready to fit doors up to 1" (25mm)
Memory	Non-volatile memory will be retained
Installation	Easy to install and program
Install Options	Vertical and right hand models
IP54 Rated	When used with rubber gasket (available separately)
Crank Cam	Backset: 1 7/16" (37mm) Overall Length: 1 3/4" (45mm)
Flat Cam	Backset: 1 1/4" (32mm) Overall Length: 1 9/16" (40mm)
Slam Latch	Retrofit to existing KL1200 locks or purchase for new locks. Easy shutting.

Note: Not suitable for Chlorine environments.



Scan to shop!

[www.kitlock.com](http://www.kitlock.com)

