



# PHOENIX EX™

MOTION SENSOR WITH EXPLOSION-PROOF / FLAME-PROOF HOUSING FOR INTRUSION PROTECTION



## DESCRIPTION

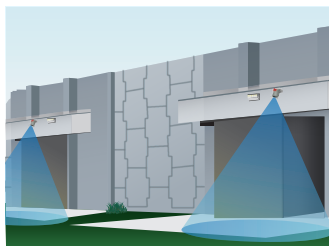
BEA's **PHOENIX EX™ Family** combines a microwave motion detection sensor in an explosion-proof / flame-proof housing, which is ideal for use in unique environments such as chemical manufacturing, petroleum refining and military facilities.

The **PHOENIX EX™ Family** is designed to detect within a desired area for security or intrusion detection, warning indication and automation. When tied into a security system, the **PHOENIX EX™ Family** offers a monitoring feature via end-of-line resistors. These resistors provide unique output states, which allow differentiation between an motion detection signal and/or an interruption in functionality due to tampering of the device.


The explosion-proof / flame-proof housing is a waterproof-rated enclosure designed as an IP66 housing. This housing achieves UL Class I, Div. 1, Groups B, C, D; Class II, Div. 1 & 2, Groups E, F, G; and Class III\*\*\*.

\*\*\*Adalet / Scott Fetzer Co., UL Listing #E81696

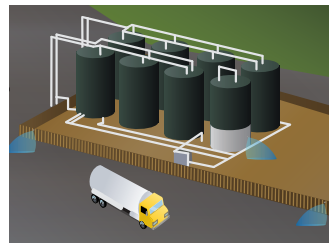
## APPLICATIONS



Military Bunkers



Munitions Storage



Compressor Station



Maintenance Facility

## TECHNICAL SPECIFICATIONS

<b>Technology</b>	Microwave Doppler Radar
Transmitter Frequency	24.150 GHz
Transmitter Radiated Power	< 20 dBm EIRP
Transmitter Power Density	< 5 mW / cm <sup>2</sup>
<b>Detection Mode</b>	Motion
<b>Output*</b>	Relay (free of potential change-over contact)
Maximum Contact Voltage	42 VAC / VDC
Maximum Contact Current	1 A (resistive)
Maximum Switching Power	30 W (DC); 60 VA (AC)
<b>Anti-Tamper Feature</b>	
PHOENIX EX	1) product anti-tamper (magnetic switch within cover, alerts when cover is unscrewed) 2) application-based anti-tamper (tamper alert via end-of-line resistor)
PHOENIX EX-IT	Tamper alert via output
<b>Minimum Detection Speed</b>	2 in / s*
<b>Supply Voltage</b>	12 – 24 VAC; ±10% 12 – 24 VDC; +30% / -10%
<b>Mains Frequency</b>	50 – 60 Hz
<b>Maximum Power Consumption</b>	< 2 W
<b>Electrical Access</b>	¾"
<b>Cable Length</b>	30' or 100' (default), diameter ¼" max.
<b>Detection Zone</b>	
Standard mounting	13' x 16' @ 16'
Low mounting	13' x 6½' @ 8½'
Wide detection	30' x 11' @ 21'
	Typical at 30° and field size 9
<b>Mounting Height</b>	
Standard mounting	11½ – 23'
Low mounting	6½ – 11½'
Wide detection	11½ – 21'
<b>Dimensions</b>	
Housing & Bracket	5½" (H) x 7½" (W) x 9" (L)
<b>Weight</b>	10 lbs
<b>Temperature Range</b>	-22 – 140 °F
<b>Housing Certification***</b>	See User's Guide
<b>Norm Conformity</b>	EMC: 2004 / 108 / EC R&TTE: 1999 / 5 / EC

\*Measured in optimal conditions

\*\*Output ratings may vary depending on optional end-of-line resistor values

\*\*\*Adalet / Scott Fetzer Co., UL Listing #E81696

**DISCLAIMER** Information is supplied upon the condition that the persons receiving it will make their own determination as to its suitability for their purposes prior to use. In no event will BEA be responsible for damages of any nature whatsoever resulting from the use of or reliance upon information from this document or the products to which the information refers. BEA has the right without liability to change descriptions and specifications at any time.

WWW.BEASENSORS.COM



BEA AMERICAS / RIDC Park West / 100 Enterprise Drive / Pittsburgh, PA  
T 1-800-523-2462 / F 1-888-523-2462 / E info-us@BEAsensors.com

A Halma company