



## IS40 / IS40XL

MOTION & PRESENCE SENSOR FAMILY  
FOR INDUSTRIAL DOORS



### LEARN MORE



▲ click or scan

### TECHNOLOGY



### CERTIFICATIONS

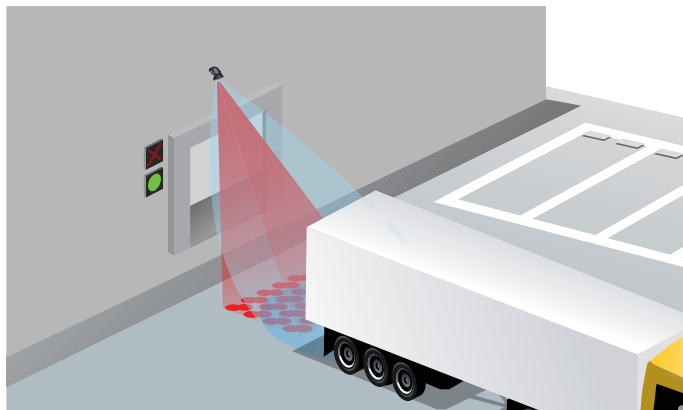
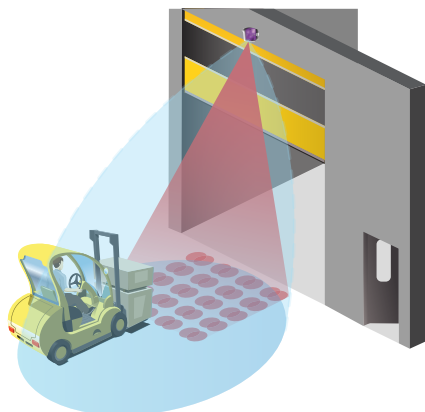


### DESCRIPTION

BEA's **IS40 / IS40XL** are dual technology sensors designed to provide motion and presence detection in industrial applications.

The standard **IS40** can be mounted from 8 feet to 16 feet to fit any industrial application. For lower mounting heights, BEA's **IS40XL** can be mounted from 6 ½ feet to 11 ½ feet.

Housed in a rugged IP65 rated enclosure, the **IS40 / IS40XL** will operate in harsh environments, capable of withstanding damage caused by wind-blown dust and rain and hose-directed water.



### Energy Savings

Bidirectional, unidirectional approach and unidirectional depart microwave detection options

### Adjustable Detection Settings

Six modes of detection filtering are available for microwave immunity, as well as pedestrian and parallel traffic rejection

### Customizable Patterns

Nine unique infrared patterns capable of highly flexible presence detection in any industrial environment

### Reduce False Detections

Adjustable infrared immunity modes mitigate environmental disturbances such as subtle door vibrations, light and sun

### Programmable Via Remote

Remote control programming enables user to quickly and safely make changes from the ground (sold separately)

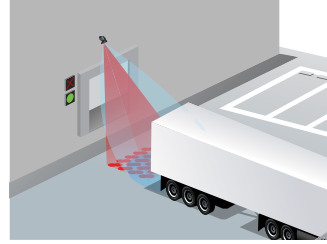
## APPLICATIONS



IS40: Industrial Mounting Heights



IS40XL: Lower Mounting Heights



40 IR Spots Accurately Trigger Signals

## TECHNICAL SPECIFICATIONS

<b>Technology</b>	Microwave Doppler Radar	Active Infrared
<b>Detection Mode</b>	Motion	Presence
<b>LED Signal</b>	Green (Activation Relay)	Red (Presence Relay)
<b>Transmitter Frequency / Wavelength</b>	24.150 GHz	875 nm
<b>Transmitter Power Density</b>	< 5mW / cm <sup>2</sup>	< 250 mW / m <sup>2</sup>
<b>Max. Detection Field</b>		
IS40	13' x 16 1/2'	10' x 10'***
IS40XL	13' x 6 1/2'*	7 1/2' x 7 1/2'***
<b>Output Hold Time</b>	0.5 s – 9 s	0.5 s
<b>Min. Detection Speed</b>	2 in / s	0 in / s to activate detection
<b>Tilt Angle</b>	-8 – 22° (Relative to sensor face)	15 – 45°
<b>Mains Frequency</b>	50 – 60 Hz	
<b>Power Consumption</b>	< 3.5 W	
<b>Output</b>	2 relays (free of potential change-over contact)	
Max. Contact Voltage	42 VAC / VDC	
Max. Contact Current	1 A (resistive)	
Max. Switching Power	30 W (DC) / 48 VA (AC)	
<b>Installation Height</b>		
IS40	8 – 16'	
IS40XL	6 1/2 – 11 1/2'	
<b>Temperature Range</b>	-22 – 140 °F	
<b>Dimensions</b>	3 3/4" (W) x 4" (H) x 5" (L)	
<b>Material</b>	ABS & Polycarbonate	
<b>Cable Length</b>	32'	
<b>Degree of Protection</b>	NEMA 4 / IP65	
<b>Norm Conformity</b>	R&TTE: 1999 / 5 / EC; EMC 2004 / 108 / EEC	

\*Determines field size

\*\*Measured at 30° / Field size 9 / Mounting Height: 16', XL: 11 1/2'

\*\*\*Zone detected with the SPOTFINDER, is slightly larger than the effective detection field

## PRODUCT SERIES



**10IS40**  
Motion & presence sensor



**10IS40XL**  
Extra-low motion & presence sensor



**10INDBRACKET**  
Industrial mounting bracket



**10MINIBRACKET**  
Short adjustable mounting bracket



**10WBBA**  
Universal mounting bracket arm



**10WBAMOUNT**  
Universal mounting bracket plate



**10SPOTFINDER**  
Infrared spotfinder



**10REMOTE**  
BEA universal remote control

**DISCLAIMER** Information is supplied upon the condition that the persons receiving it will make their own determination as to its suitability for their purposes prior to use. In no event will BEA be responsible for damages of any nature whatsoever resulting from the use of or reliance upon information from this document or the products to which the information refers. BEA has the right without liability to change descriptions and specifications at any time.

[WWW.BEASENSORS.COM](http://WWW.BEASENSORS.COM)



BEA AMERICAS / RIDC Park West / 100 Enterprise Drive / Pittsburgh, PA  
T 1-800-523-2462 / F 1-888-523-2462 / E info-us@BEAsensors.com

A Halma company