


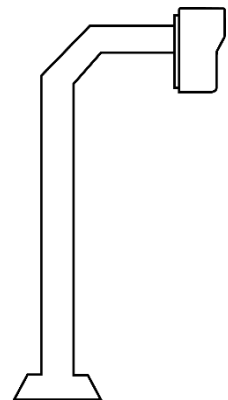
Entrance 2

Auxiliary pedestal
Keypad Unit



Entrance 3

Auxiliary pedestal
card Reader Unit



Entrance 4

Auxiliary pedestal
card reader &
Keypad Unit



Master Keypad Unit



Entrance 1

All devices are connected to a master unit **which has a built in transmitter.**

- Standalone cellular/4G keypad system.
- Up to **6 auxiliary units can be connected** to a master unit: Relay 1 and 2 on master unit; relays 3 to 8 on auxiliary units.
- Can have a mix of keypads & card reader units in one set up.
- DDA LEDS on each auxiliary unit indicates correct or incorrect code/card used.
- Relay on every auxiliary unit that can be set via a dip switch.
- Keypad tones/ confirmation sound can be adjusted on auxiliary units.
- Units are wired via 5 cores of cat 5 cable.

Technical Details

Power	24v d.c
Current	300mA/2A Peak 100mA Per Auxiliary Unit
Weather Rating	IP55
Relay Type	2 x N/C & N/O Contacts
Total Permanent Keypad Codes	250
Total Permanent Prox Cards	250
Time Restricted Codes/Cards (Relay 1 only)	250
Temporary Codes/Cards (Relay 1 only)	50



Master Units: Keypads, Prox readers & built in transmitter.



KEY-MST-PBPK-US

Master unit with keypad & card reader.



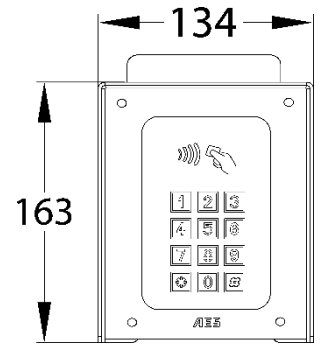
KEY-MST-PBK-US

Master unit with keypad.



KEY-MST-PBP-US

Master unit with card reader.



Auxiliary **Pedestal** Keypads & Prox readers.



KEY-AUX-PBPK-US

Aux pedestal unit with keypad & card reader.



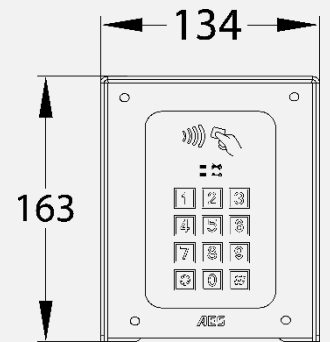
KEY-AUX-PBK-US

Aux pedestal unit with keypad.



KEY-AUX-PBP-US

Aux pedestal unit with card reader.



Auxiliary Keypads & Prox readers.



KEY-AUX-IBPK-US

Aux unit with keypad & card reader.



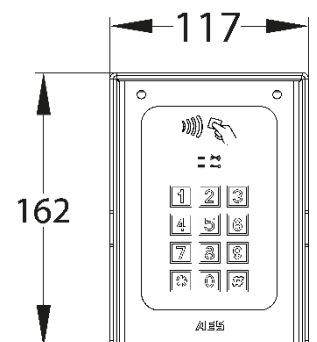
KEY-AUX-IBK-US

Aux unit with keypad.



KEY-AUX-IBP-US

Aux unit with card reader.



All black panels with textured powder coated aluminium hood and gloss black acrylic facia trim over a tough metal back plate. Keypad panels have a blue illuminated buttons.