



PINNACLE

— ANALYTICS —

Potency Results

Sample Name: *Rogue-2023-002*
Client: Rogue Family Farm
Client Batch ID: Pineapple Express

Pinnacle-Analytics.com
3549 Lear Way, Suite 101
Medford OR 97504
P:(541)300-8217

Sample ID: C-H-390-D1287

Date Sampled: 8/28/2023

Matrix: Flower

Date Reported: 9/5/2023

Prep Analyst: Jeff A.

Client License: AG-R1047246IHG

Analysis Method: 0630322+1 H3 4-20-2022 #1.lcm

1410 OR 62

Sampling Method: Hemp Sampling SOP Rev 2

Eagle Point

Reference Method: JCB 2009: HPLC/DAD

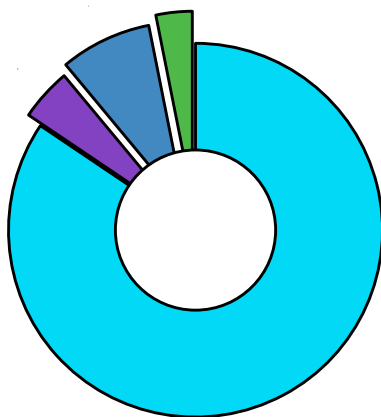
Analysis Batch: 8-31-2023 H3 185, 276, 355, 390 Flower




Total THC (THCA*0.877+d9-THC) **0.107%**
Total CBD (CBDA*0.877+CBD) **3.2%**
Moisture Content **7.21%**

Cannabinoid	% Weight	mg/g
CBDVA	<LOQ	<LOQ
CBDV	<LOQ	<LOQ
CBDA*	3.29	32.9
CBGA	0.176	1.76
CBG	<LOQ	<LOQ
CBD*	0.308	3.08
THCV	<LOQ	<LOQ
CBN	<LOQ	<LOQ
d9-THC*	<LOQ	<LOQ
d8-THC*	<LOQ	<LOQ
CBC	<LOQ	<LOQ
THCA*	0.122	1.22
Total Cannabinoids	3.896	39.0

*ORELAP Accredited Analyte


Limit Of Quantitation: 0.1%, analyte not measured



 CBDA*  THCA*
 CBGA
 CBD*



These test results may not be altered or reproduced except in full without the permission of Pinnacle Analytics. These results were generated following the Oregon Administrative Rules and in accordance with the NELAP Institute under ORELAP License #4152
Report generated by Routine_Potency_Rev13_8-1-2023


Kris Ford, PhD
Lab Director