


Connection Diagram Fuel Performance Kit (universal version)

Version 1.1




[alternative pre-prepared VW 2,5 TDI Version available online](#)



connect to main fuel line
(coming from
tank/fuelpump/fuelfilter)


connect to tank/return fuel line



connect to engine fuel supply

connect to engine overflow line

Route of fuel



Use fuel hoses with 8mm inner diameter for connection to engine fuel supply



secure connection with decent hose clamps

