

# Ice Cream Patterning

## Set Up The Activity At Your Child's Level


The bundle has patterning activities for children age 2-5+ so choose the ones that are appropriate for your child's current development.

The easiest activities are at the top and they progressively get more difficult:


















1. Begin by offering your child the sheets with all blank dots on the cones and simply have them work on getting their sticker or dot marker into the circle (pages 2 or 7).
2. Offer the AB pattern that is mostly complete (page 3) so your child will only fill out the last two dots.
3. Offer the ABC pattern that is half complete (page 5) and have your child complete the second half, the repeat of the pattern.
4. Show your child only one horizontal row of page 4 (i.e. orange/red) and offer them page 2 (the empty dots) to replicate the pattern looking at the example. You can cut out the horizontal rows to separate them or block them off using a blank sheet of paper.
5. Repeat activity #4 using example page 6 (i.e. red/orange/yellow), again having your child replicate the entire row on a blank page (page 2) by looking at the reference pattern.
6. Do activities 2 - 5 with all the 8 ice cream cone sheets, starting with AB pattern, followed by the ABCD pattern.
7. Offer your child the blank pages and have them make their own patterns.

For more patterning practice, you (or your child) can cut up these [spring cutting strips](#) and use the pieces to make patterns. You can even glue them to paper and practice glueing skills at the same time!

**Ice Cream Dot Marker Patterning - AB AB AB or ABC ABC**




Ice Cream Dot Marker Patterning - AB AB AB or ABC ABC






# Ice Cream Dot Marker Patterning - AB AB AB




Ice Cream Dot Marker Patterning - AB AB AB or ABC ABC






Ice Cream Dot Marker Patterning - ABC ABC






# Ice Cream Dot Marker Patterning - AB AB AB AB or ABCD ABCD






Ice Cream Dot Marker Patterning - AB AB AB AB or ABCD ABCD



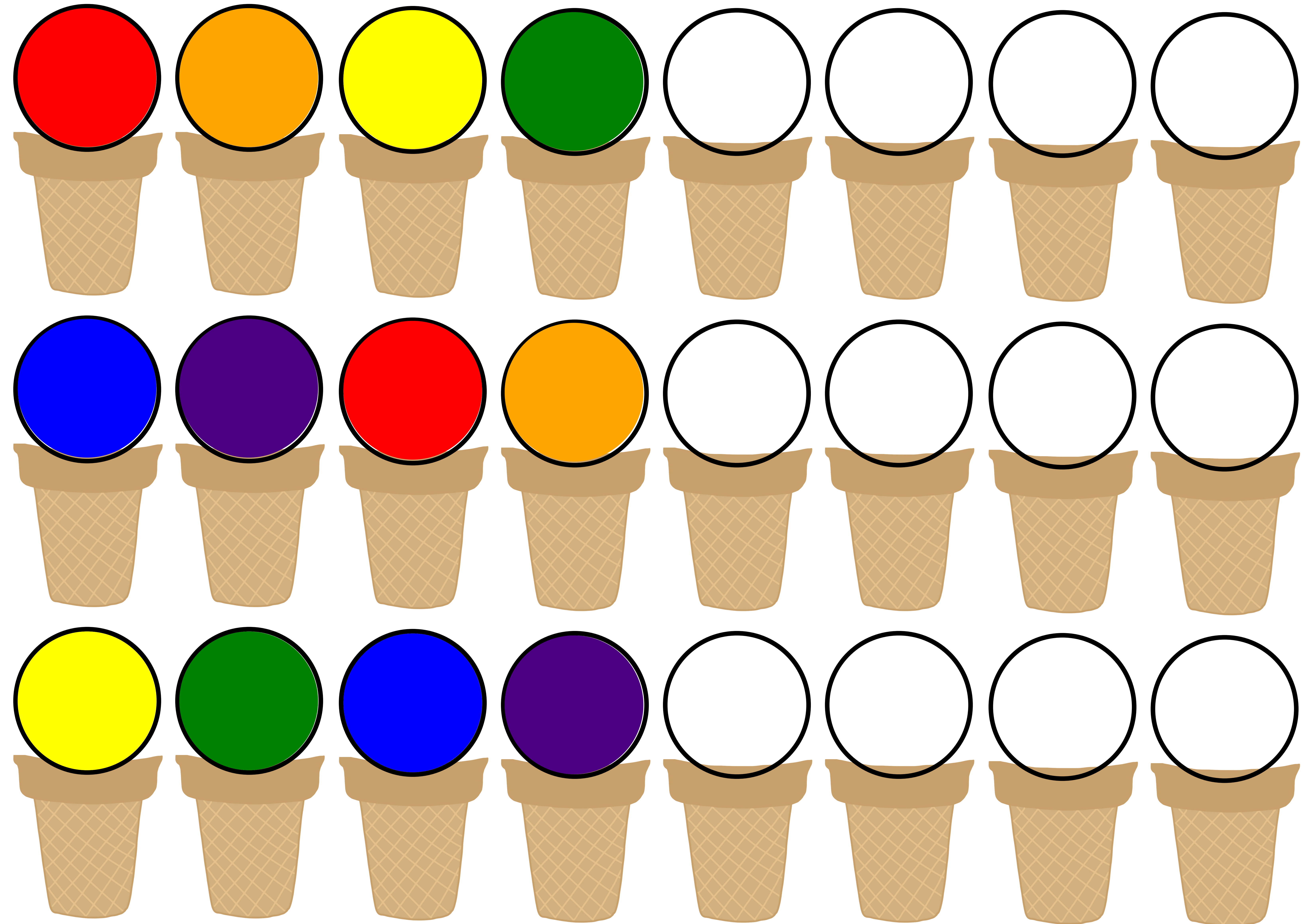


# Ice Cream Dot Marker Patterning - AB AB AB AB





# Ice Cream Dot Marker Patterning - AB AB AB AB or ABCD ABCD





# Ice Cream Dot Marker Patterning - ABCD ABCD

