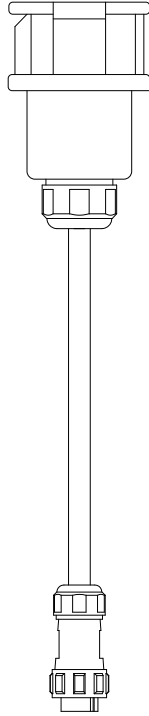


# EV Charger Adapter

## User Manual

Please Read This Manual Before Use And Follow Its Guidance.  
Keep This Manual For Future Reference.





## Thank You!

Thank you for making BLUETTI a part of your family. From the very beginning, BLUETTI has tried to stay true to a sustainable future through green energy storage solutions for both indoor and outdoor use while delivering an exceptional eco-friendly experience for our homes and our world. That's why BLUETTI makes its presence in 70+ countries and is trusted by millions of customers across the globe.


## CONTENTS

1. Specifications .....	04
2. Overview .....	04
3. Charging .....	04
4. Unplugging .....	05
5. Precautions .....	05
6. Risk of Electrical Leakage .....	05

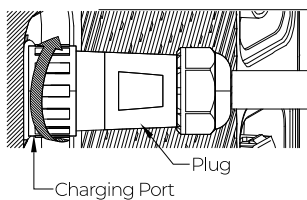
## 1. Specifications

- Rated Power: 100V-240V
- Rated Current: 32A
- IP Rating: IP55
- Operating Temperature:  $-30^{\circ}\text{C}$ - $+50^{\circ}\text{C}$ . Do not expose the adapter to direct sunlight for extended periods.
- Service Life: >3000 times
- Insertion/Withdrawal Force: 2-8kgf

## 2. Overview



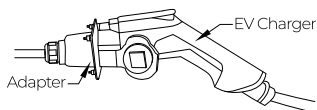
## 3. Charging



Charging Ports of BLUETTI Power Stations

Model	US/JP
EP500P	AC INPUT 100-120VAC/30A MAX
AC300	AC INPUT 100-120VAC/30A
AC500	AC INPUT 100-240VAC/50A

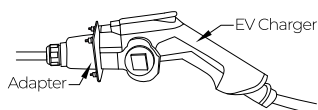
Insert the plug into charging port of your power station, and tighten the nut clockwise.



Connect the EV charger to the adapter.  
If they are fully inserted, you will hear a "click".

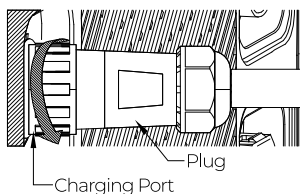
## 4. Unplugging

---



Press the lock button on the EV charger to pull the charger out, and put it back in place.

---



Loosen the nut and pull out the plug.

---

## 5. Precautions

- The adapter applies to Type 1 EV charger (5-pin) ONLY.
- Make sure all connectors are connected properly and firmly.
- Follow the instructions of EV Charging Station to ensure the safe and proper use of chargers.

## 6. Risk of Electrical Leakage

- Check all cables for cracking, fraying, and other signs of wear or faults in the cable insulation.
- Do not use the adapter and cables in damp or wet conditions.
- Do not touch metal terminals, conductors or other energized electrical components.

# BLUETTI POWER INC

Web: <https://www.bluettipower.com/>  
Tel: 833-988-3663 / 702-463-4792  
Mail: [service@bluettipower.com](mailto:service@bluettipower.com)  
Add: 6185 S Valley View Blvd Ste D. Las Vegas, NV 89118.

