



HYPERLITE
MOUNTAIN GEAR

PACKS | SHELTERS | TENTS | STUFF SACKS | KITS | ACCESSORIES



WELCOME TO HYPERLITE MOUNTAIN GEAR

DE



HYPERLITE MOUNTAIN GEAR IS NOT ABOUT BELLS AND WHISTLES. NONESSENTIAL FEATURES. OR THE LATEST TRENDING COLORS.

WHAT WE'RE ABOUT IS STRIPPED DOWN, HIGH PERFORMANCE GEAR THAT'S BEEN DIALED IN TO MEET, IN AS MINIMALIST A MANNER AS POSSIBLE, THE EXACTING REQUIREMENTS OF THE PEOPLE WHO USE IT.







ULTAMID

FUNCTIONALITY MEETS RUGGED DURABILITY.

OUR ULTRA-TOUGH PYRAMID TENT THAT'S A HOME AWAY FROM HOME ON MINIMALIST ALPINE CLIMBING MISSIONS, LONG DISTANCE BACKPACKING TRIPS, AND REMOTE BACKCOUNTRY ADVENTURES. MADE WITH 100% WATERPROOF DYNEEMA® COMPOSITE FABRICS, THIS PYRAMID TENT WITHSTANDS EVEN THE WORST WEATHER CONDITIONS.

**THANK YOU FOR YOUR
ULTAMID PURCHASE.**

**THIS SET OF INSTRUCTIONS
WILL GUIDE YOU THROUGH
THE SETUP OF YOUR ULTAMID
PYRAMID TENT AND INSERTS.**



*BASIC SETUP
REQUIRES:*

**TWO
TREKKING
POLES**

**ULTAMID
POLE STRAPS**

STAKES

GUY LINE



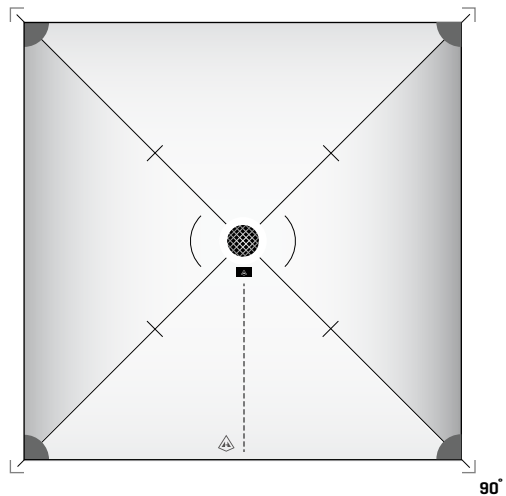


DIAGRAM 1.0

SETUP INSTRUCTIONS:

ULTAMID PYRAMID TENT

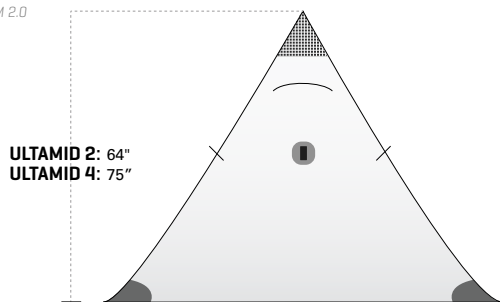
ZIP UP THE ULTAMID DOOR BEFORE LAYING IT OUT AND STAKING IT.

TEMPORARILY STAKE OUT THE ULTAMID WITH 90-DEGREE ANGLES AT EACH CORNER.

ADJUST EACH CORNER USING THE GUY LINES TO ACHIEVE THE REQUIRED ANGLES THROUGHOUT THIS PROCESS. THE GUYLINES SHOULD LINE UP WITH THE SEAMS OF THE ULTAMID.

CREATE THE CENTER POLE BY PLACING YOUR TREKKING POLE TIPS SIDE TO SIDE AND USING A SET OF ULTAMID POLE STRAPS TO BIND THEM TOGETHER.

DIAGRAM 2.0



SET THE CENTER POLE HEIGHT TO ~64" (163CM) FOR THE ULTAMID 2 AND ~75" (191CM) FOR THE ULTAMID 4.

NOTE - HOW HIGH THE CENTER POLE IS AND HOW MUCH GUYLINE IS EXTENDED WILL AFFECT HOW CLOSE THE BOTTOM OF THE ULTAMID IS TO THE GROUND.

UNZIP THE DOOR TO GET INSIDE THE ULTAMID AND INSERT THE CENTER POLE.

ADJUST THE HEIGHT TO GET THE ULTAMID TAUT ON ALL SIDES.

NOTE - TO ACHIEVE EVEN TENSION AMONGST ALL FOUR SIDE WALLS, YOU MAY HAVE TO LOOSEN TIGHT GUYLINES, AND TIGHTEN THE OPPOSING SIDES. EVENING OUT THE TENSION IS THE KEY TO FLAT, TAUT WALLS.

RE-ZIP THE ULTAMID DOOR AND MAKE ANY NECESSARY ADJUSTMENTS TO THE STAKE OUT GUY LINES.

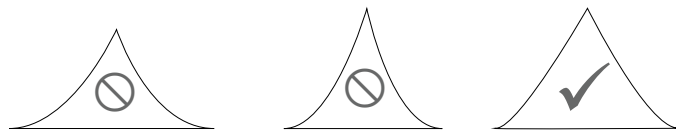


DIAGRAM 2.1

SETUP INSTRUCTIONS:

ULTAMID PYRAMID TENT INSERTS

NOTE – INSERTS ARE MOST EASILY INSTALLED AFTER THE ULTAMID HAS ALREADY BEEN PITCHED.

TEMPORARILY TAKE THE CENTER POLE OUT OF THE ULTAMID.

PLACE THE CENTER POLE INTO THE PEAK OF THE INSERT.

RE-RAISE THE ULTAMID WITH ONE END OF THE CENTER POLE IN THE INSERT'S PEAK AND THE OTHER CENTERED ONTO THE GROUND (OR REINFORCED PATCH FOR AN INSERT WITH A FLOOR).



FOR INSERT WITH DCF11 FLOOR: SPREAD OUT THE INSERT FLOOR AND CENTER THE POLE ON THE REINFORCED PATCH. NEXT, ATTACH THE CORNER SHOCK CORDS TO THE D-RINGS AT EACH CORNER OF THE ULTAMID. AND STAKE OUT THE CORNERS (RECOMMENDED, BUT OPTIONAL).

FOR INSERT WITH NO FLOOR: STRETCH THE INSERT CORNERS OUT TO ATTACH THEM TO THE D-RINGS ON EACH CORNER OF THE ULTAMID.

FOR HALF INSERT: STAKE OUT THE INSIDE CORNERS AND STRETCH THE WALL-SIDE CORNERS OUT TO ATTACH THEM TO THE D-RINGS ON EACH CORNER OF THE ULTAMID.

IMPORTANT: ADJUST THE INSERTS CORNER TENSION SHOCK CORDS AND STAKES UNTIL YOU ACHIEVE A TAUT PITCH.



**THE GOAL IS SIMPLE:
ARRIVE AT THE IDEAL
BALANCE OF STRENGTH,
WEIGHT AND
PERFORMANCE
TO CREATE GEAR
THAT'S BOMBPROOF
AND FOOLPROOF.**



OTHER CONSIDERATIONS

CLEANING: Take the time on a dry sunny day and wash your shelter out, spot-cleaning any areas that need it. A hose with a bucket of water and a mild soap (powdered detergent works well, do not use bleach) will work on any of our DCF fabrics. Air-dry your shelter by either pitching it and leaving it out with the door open or hang-dry it. Make sure your shelter is completely dry before storage. This will help protect the fabric and keep it safe from any damage.

STORAGE: Store your Hyperlite Mountain Gear products in a dry place with minimal fluctuation in temperature if possible.

ONGOING MAINTENANCE/STORAGE: Periodically check stake-out points and trekking pole contact areas for signs of stress or tears and repair any damage before continued use.

MANUFACTURER'S WARRANTY: *If one of our products fails due to a manufacturer's defect within one year, the original purchaser may return it to us for repair, replacement or refund of the original purchase price at our discretion. This warranty protects the original owner against manufacturing defects in workmanship and materials. Damage due to wear and tear, accident, improper use, negligence, or the natural breakdown of materials over extended time and use is not covered.*

RETURN POLICY: *If you are not satisfied with a product purchased directly from Hyperlite Mountain Gear at the time you receive it, you may return it, unused, for a refund of your purchase price, within 15 days.*

REPAIR POLICY: *Contact us at 800.464.9208 with any questions about repairs to our gear. We're always happy to help.*



**MADE IN
THE USA.
USED
WORLDWIDE.**



THE MAJORITY OF OUTDOOR GEAR COMPANIES OUTSOURCE PRODUCTION TO FOREIGN COUNTRIES. WE DON'T.

WE DESIGN AND MANUFACTURE OUR GEAR IN A RENOVATED TEXTILE MILL IN BIDDEFORD, MAINE. THE REASONS WHY ARE AS INTUITIVELY SIMPLE AS THE GEAR ITSELF. WE BELIEVE "MADE IN THE USA" IS A WORTHWHILE ENDEAVOR THAT BENEFITS OUR CUSTOMERS, OUR COMPANY, OUR EMPLOYEES AND THE COMMUNITY WHERE WE DO BUSINESS.

IT IS ALSO CRITICAL TO US THAT OUR GEAR IS DESIGNED AND BUILT IN A PLACE THAT'S RELEVANT TO ITS END USE. MAINE IS FILLED WITH THE KINDS OF MOUNTAINS, FORESTS, TRAILS, RIVERS AND LAKES THAT INITIALLY FORMED OUR PASSION FOR THE OUTDOORS. IT'S A PLACE THAT REMINDS US EVERY DAY WHY WE DO WHAT WE DO.

“BEING OUTDOORS, IMMERSED IN ADVENTURE IS WHAT KEEPS ME CONNECTED TO WHAT’S TRULY IMPORTANT AND NEEDED OUT THERE. AS CEO, I FEEL IT IS CRUCIAL TO PURSUE THESE ACTIVITIES WITH A PASSION, AND THEN FUNNEL THOSE EXPERIENCES DIRECTLY INTO OUR PRODUCTS AND COMPANY CULTURE.

OUR DESIRE IS TO BUILD EXACTLY WHAT YOU NEED TO SUCCEED IN YOUR PURSUITS. LET US KNOW HOW WE’RE DOING, AND FROM ALL OF US, THANKS FOR CHOOSING OUR GEAR.”



**MIKE ST. PIERRE / FOUNDER + CEO
HYPERLITE MOUNTAIN GEAR**

A handwritten signature in black ink that reads "Mike St. Pierre". The signature is written in a cursive, flowing style and is positioned below the printed name and title.

40 MAIN ST. SUITE 13-120 BIDDEFORD, MAINE
CONTACT@HYPERLITEMOUNTAINGEAR.COM
800.464.9208

HYPERLITEMOUNTAINGEAR.COM

