

Activities with

This month's activity theme is **mathematics!** The 'M' of STEAM!


Perhaps it would surprise you to learn that research* suggests that early maths skills are a better predictor of academic success than early reading skills. Just 10 minutes a day with your child, practicing their number skills, based on their age and ability of course, will be really beneficial and fun.

We are all looking for homeschooling to come to an end, but if you can still summon up the enthusiasm then baking is a fantastic activity and a brilliant way to engage in a whole range of mathematical skills. But if you can't... then just enjoy the colourful activities in our newsletter!

Christine, OJO Educator

The three activities in this pack are...

Kim's game




How many triangles can you count?

Get your parent to reply to the newsletter for a chance to win our Maths games, Movie Director & Shape Factory!

Competition closes 12.03.21

Kandinsky's circles

Number treasure hunt



"Early math skills have the greatest predictive power, followed by reading and then attention skills,"

Greg J Duncan et al, School Readiness and Later Achievement, Published in Developmental Psychology, 2009

Share your pictures with us on social media @learnwithojo
www.learnwithojo.com

Activities with



Activity 1 / one / Kandinsky's Circles

Let's have a little bit of colour in our life with some Circles by Kandinsky!

His art piece **Squares with Concentric Circles** is a perfect piece to study with children. It is simple to replicate and even young children can get a very pleasing result.

Traditionally, you would use paint and rainbow colours but you can use anything; wax crayons, pencil crayons, paint sticks, chalk, even tissue paper or paper for tearing.

Whatever you have to hand will work!





What you will need:

- Tempera paint in **red**, **orange**, **yellow**, **green**, **blue** and **purple**.
- Various paint brushes
- Paper
- A copy of Kandinsky's print

If you are working with really young children I would make sure their paper has 6 relatively equal squares on it. Older children can do this for themselves.

Within each square, choose a colour to start at the centre of the first circle. Then paint concentric circles around the centre until you have used **all the colours**! Once the first circle is done, choose a different colour for the centre of the next circle. In the end you should have all 6 sections covered!

Talking points

-  Talk about the print and discuss the meaning of concentric circles, pointing out how each square is constructed.
-  Learn about colours, colour mixing and colour shading and maybe learn a little about abstract art too!

If you enjoyed this activity, the Tate Gallery, London, England, has fabulous activities and projects to try! (www.tate.org.uk)

Activities with



Activity 2 / two / Kim's Game

Kim's Game is a visual memory game. It is believed to have been around for at least **200** years and got its name from the **Rudyard Kipling** novel 'Kim'. As the hero of the book, Kim, plays the game during his training as a spy.

It is simple to do and just requires a few minutes to set up. You need a selection of objects that will fit on a tray (doesn't matter if you don't have a tray, but it can help to give an idea of a sensible playing space).



What you will need:

For very young children I would choose 10 objects. For older children up to 20!

You will also need a towel or piece of cloth which will completely cover the objects.

In honour of Pi, I'm suggesting you only use circles or circle shaped objects, if you can find them! Lids, bits of toys, cookie cutters, buttons, rings, coins, cookies - you will surprise yourself if you just use your imagination.

How to play:

1. Place your chosen objects on the tray let your child have a good look (make sure they know what they all are) then cover the tray and remove one object.
2. Remove the cover and your child has to identify what object is missing.

You can add in more objects and / or take 2 or more objects away as they get better.

This game is a great way to develop memory skills and concentration and help with vocabulary as well.



Activities with



Activity 3 / three / Number treasure hunt

Let's have a number hunt!

Some of the clues in our number hunt need to be **measured**; either weighed or measured with a ruler so get out the scales and a ruler!

Try and encourage your child to **estimate** and then **check** once they have completed the hunt. If they are reluctant to do this then of course it's fine to give them access to scales and a tape measure or ruler until they get into the game.

Depending on the weather, you could do this inside or outside. Adapt as you find **FUN!**

Happy number hunting! Mark them off once you find them!

3 different 3D shapes	3 different 2D shapes	What is the time on a clock or watch?	Something longer than 10 cm
Something shorter than 1 metre	Something that weighs more than 50 grams	3 circles that are different sizes	Add 11 to your home number
Coins to make 1.50 of your currency	Something which is taller than you are	How many doors are in your home? Multiply that number by 10	Count the stairs in your house or count the steps from your kitchen to your bedroom
How many Lego bricks can you grab in a handful?	Something shorter than 10 cm	Count the triangles on page 1 of the activity booklet	Free choice question!