

Indoor | 15" Single Zone Wine Cooler



- Preserves up to 23 (750 ml) wine bottles
- Low e, argon gas-filled triple-paned tempered glass door with uv coating
- Signature SAPPHIRE blue interior
- Full wrapped stainless-steel exterior
- Articulating, concealed self-closing hinges with built-in door stop
- Multifunction capacitive touch electronic control
- Temperature settings range from 34°F to 65°F; allows for ideal preservation of any collection
- Fan-assisted cooling system allows for even temperatures, quicker cooldown times, and added efficiency
- Full-length flush LED theater lighting can be set to display your collection for 4 or 6 hours or schedule nightlight feature
- Adaptable racking system includes 5 stainless front, full-extension racks with gray wine rack inserts and 1 fixed bottom display wine rack insert. Optional shelf inserts include tempered glass shelf inserts making it easy to adapt to food and beverage storage needs
- Unit ships right hinged with field-reversible doors
- Stainless model includes a 1" diameter stainless steel handle with faceted standoffs (26" length)
- Panel ready model requires ¾" custom door panel and handle
- Precise zero clearance design allows for unmatched integration into any built-in setting
- 4 Independent adaptable leveling legs
- Adaptable grille accepts an integrated toe kick and allows front/back and up/down alignment with adjacent cabinetry and toe kick/plinth
- Automatic defrost



Stainless



Panel Ready

Model Details

Model	Lock	Finish	Description	Shipping Weight
SW15-SZ-SS	No	Stainless Steel Frame	15" Single Zone Wine	117 lbs
SW15-SZ-PR	No	Panel Ready Frame	15" Single Zone Wine	115 lbs

Dimensions/Weight	Detail
Product Depth	23 ¾"
Product Height	34" - 35"
Product Width	14 ¾"
Product Weight	120 lbs
Shipping Dimensions	17 ¾" x 27 ½" x 36 ¾"
Shipping Weight	117 lbs
Bottle Capacity	Up to 23 (750 ml) standard bottles

Integration/Panel Information*	Detail
Panel Height	30" - 31"
Panel Thickness	¾"
Panel Width	14 ¾"

*Refer to manual for all panel dimensions and installation instructions



The Legacy Companies warrants to the original purchaser of its SAPPHIRE products that they will be free from defects in materials and workmanship for the following time periods from the date of purchase shown on the sales receipt:

Two (2) Years Parts & On-Site Labor | Five (5) Years Compressor Warranty (Parts Only)

See complete warranty for details.

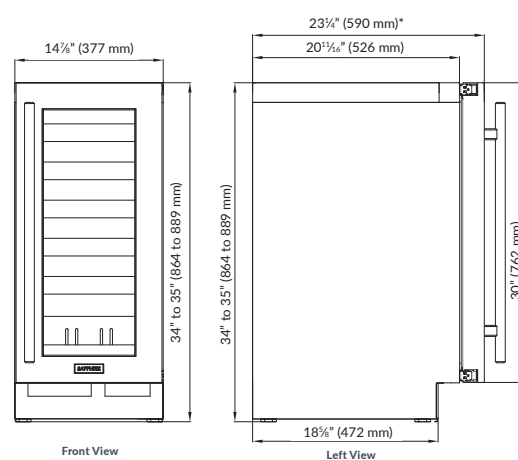
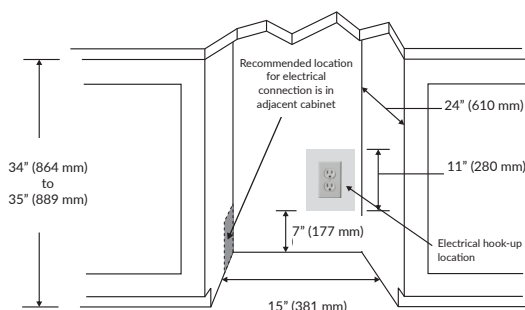
SapphireAppliances.com | 1.866.754.6672

The Legacy Companies
3355 Enterprise Avenue, Suite 160, Weston, FL 33331

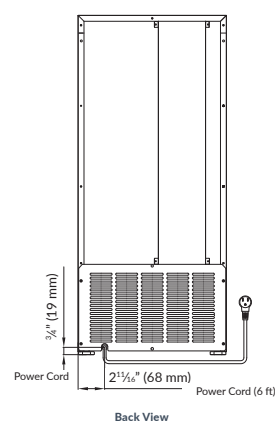
Model	Details
Control Type	Electronic Capacitive Touch with OLED Screen
Indoor or Outdoor	Indoor
Built-in Installation	Inset, Frameless / Overlay and Framed Cabinet Styles
Refrigerant Type	R600a

Electrical	Details
Electrical Requirements	115 V / 60 Hz
Volt Range	104 V ~ 127 V
Electrical Service	15 amp
Running Amps	0.6 amps

Approvals – Certifications	Details
ETL Residential / Commercial	Yes
ETL Sanitation	Yes
Star K	Yes



*Dimensions are the same for Panel Ready unit when 3/4" panel applied



The Legacy Companies warrants to the original purchaser of its SAPPHIRE products that they will be free from defects in materials and workmanship for the following time periods from the date of purchase shown on the sales receipt:

Two (2) Years Parts & On-Site Labor | Five (5) Years Compressor Warranty (Parts Only)

See complete warranty for details.

SapphireAppliances.com | 1.866.754.6672
The Legacy Companies
3355 Enterprise Avenue, Suite 160, Weston, FL 33331

110821