

Dia Dent

DiaDent Group International
www.diadent.com



DIA ULTRASONIC™

Ultrasonic Endodontic Activator

Activate your endo success with

DIA ULTRASONIC



DIA ULTRASONIC

Ultrasonic Endodontic Activator

Dia-Ultrasonic is a compact and easy-to-use cordless ultrasonic activator. Effective irrigant delivery and agitation are essential for successful endodontic treatment. With Dia-Ultrasonic, achieve reliable and effective irrigation and disinfection. Dia-Ultrasonic utilizes two different ultrasonic frequencies to create sufficient acoustical streaming and cavitation that can effectively eliminate vapor lock. The dual ultrasonic frequencies also help to clean, penetrate, and irrigate the root canals more precisely than the conventional single-frequency devices. With its durable, powerful, and flexible Ni-Ti tips, Dia-Ultrasonic can safely and efficiently handle curved and narrow canals.

◆ **BENEFITS**

▪ **Dual Ultrasonic Frequencies: the ultimate clean!**

Operating at both the high and low frequency range, Dia-Ultrasonic can effectively and efficiently irrigate the canals with powerful penetration and improve debridement of the root canal system.

Scan to watch video:



◆ **FEATURES**

Dual-Frequency

Dia-Ultrasonic operates at two different frequency ranges (low frequency: 30-32 kHz and high frequency: 35-45 kHz) to provide significantly improved debridement of the root canal system and improved penetration of irrigants into the dentinal tubules.

Flexible & Durable Autoclavable Tip

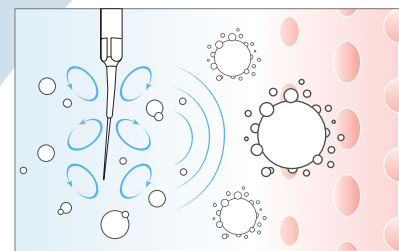
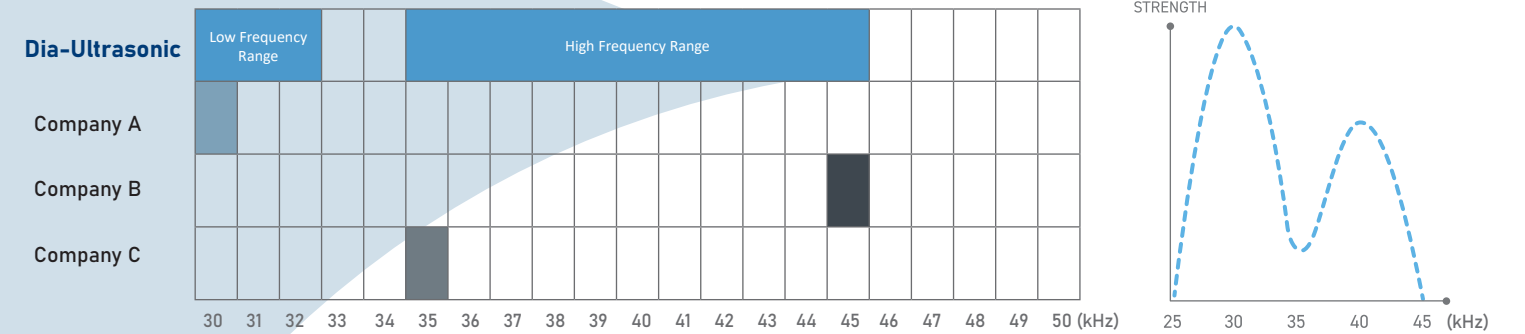
The extremely flexible, yet strong tip can adapt to various canal shapes with low risk of fracture.

Cordless & Compact


The most powerful ultrasonic handheld device that is cordless, compact, and easy to use.

Powerful & Fast-Charging Battery

Powerful 2,750 mAh rechargeable Li-ion battery can last up to 500 cycles with a full charge. A full charge takes only 3.5 hours.



The low frequency range (30-32 kHz) is effective in eliminating the debris and smear layers



The high frequency range (35-45 kHz) is efficient in flushing out the small particles in the dentinal tubules.

▪ **Heat-Treated Specialized Nickel Titanium Tip: the ultimate flexibility and strength!**

10x more durable than other competitors' tips, the precise and flexible 31G tip is fracture-resistant and can access any difficult-to-navigate root canals safely, resonating down the entire length of the tip with optimal efficiency.

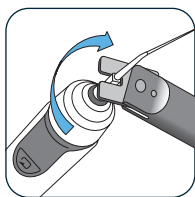
[Dia-Ultrasonic Tip Strength Test Result]

Protocol: Turning on the device for 15 secs and off for 5 secs in the water

Company	Duration
DiaDent Dia-Ultrasonic Tip	Lasted more than 200 hours
Company A	Broken within 20 hours
Company B	Broken within 2 hours

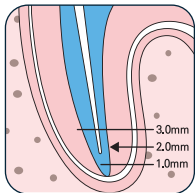


◆ TECHNIQUE GUIDE



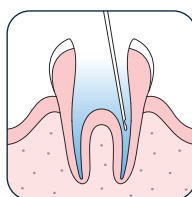
1) Tip Installation & Operation

Insert the wrench into the tip joint. Turn (clockwise) within the range of the wrench's maximum operating angle (about 25°). Press the operation button on the handpiece for 1 second to power on the device. Press the button again to operate the device.



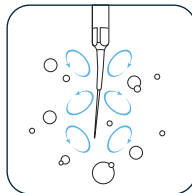
3) Dual Ultrasonic Frequencies

Device operates at a low frequency range (30-32 kHz) for the first 10 seconds and then automatically converts to a high frequency range (35-45 kHz) for the remaining 5 seconds.



2) Irrigation

Move the tip up and down 2-3mm vertically, maintaining a distance of 2mm from working length into the root canal filled with cleaning agent/irrigation solution (NaOCl, EDTA, etc.).



4) End of Operation

Activate the irrigation solution with the device 2-3 times for optimal result. Suction out any remaining debris from the canals.

Precautions:

- The wrench is designed to move only within a maximum angular range of approximately 25°. Do not overtighten.
- To prevent tip fracture, do not use the device in severely curved canals.
- Exercise caution to prevent the tip from contacting the root canal wall.

ORDER INFORMATION

[#4009-1001] Dia-Ultrasonic Regular Kit

Content: handpiece, charger, ultrasonic tips (2/box), wrench, adapter, and power cord.

[#4009-1110]
[#4009-1120]
[#4009-1130]
[#4009-1140]
[#4009-1150]
[#4009-1160]
[#4009-1170]

Handpiece
Charger Base
Ultrasonic Tips (2/box)
Wrench
Battery
Adapter
Power Cord



DiaDent Network

DiaDent Group International Inc. (Canada & USA)

11-3871 North Fraser Way, Burnaby BC, Canada V5J 5G6

Tel: 1-604-451-8851 Fax: 1-604-451-8865

E-mail: diadent@diadent.com

DiaDent Group International (Korea & International)

16, Osongsaengmyeong 4-ro, Osong-eup, Heungdeok-gu,

Cheongju-si, Chungcheongbuk-do, 28161, Korea

Tel: 82-43-266-2315 Fax: 82-43-262-8658

E-mail: diadent@diadent.co.kr

DiaDent Europe B.V (Europe)

Antennestraat 70, 1322 AS Almere, The Netherlands

Tel: 31-36-549-8607 Fax: 31-36-536-7317

E-mail: diadent@diadent europe.com



DiaDent®

DiaDent Group International
www.diadent.com