



Built-in and Plug-in

# ELECTRIC FIREBOXES

 **Dimplex**<sup>®</sup>

# Built-in Linear Electric Fireplaces

## IGNITE XL™

Designed to ignite your passion.



### Less Frame, More Flame

Clean front face with minimal trim makes the dazzling flames the focal point.



### Multi-Fire XD™ Flame Effect

Vivid flames that are brighter and more lifelike day or night.



### Edgeless Design

Installs without trim to stone, brick and other solid finish materials; includes trim for drywall and tile surfaces.



### ComfortSaver™ Heating System

Safe ceramic heat, plus 11% energy savings, warms up to 1,000 sq. ft.



### Acrylic Ice Media Bed

Light plays through different size pieces and sparkle in a spectrum of colors.



### Media Accent Colors

Choose from a variety of brilliant color themes or cycle through a range of colors using the custom mode, freezing on the hue of your choice.



### Built-in Touch Controls

Backlit controls are hidden when not in use.



### Mood-maker Remote

Customize the light color and intensity for a fireplace that reflects your personality.



### Seamless Installation

Low-profile design fully recesses in 2" x 6" wall construction and 2" x 4" with optional trim. Hardwire using 120V or 240V for powerful heating.



### XLF50

120 | 1,500 Watts | 5,118 BTU  
240 | 2,500 Watts | 8,531 BTU  
50<sup>1</sup>/<sub>4</sub>" x 15<sup>5</sup>/<sub>8</sub>" x 5<sup>7</sup>/<sub>8</sub>" (WxHxD)  
127.5 cm x 39.6 cm x 14.7 cm



Heater Disable



2-year limited warranty



### XLF74


120 | 1,500 Watts | 5,118 BTU  
240 | 2,500 Watts | 8,531 BTU  
74<sup>1</sup>/<sub>4</sub>" x 15<sup>5</sup>/<sub>8</sub>" x 5<sup>7</sup>/<sub>8</sub>" (WxHxD)  
188.4 cm x 39.6 cm x 14.7 cm



Heater Disable



2-year limited warranty



### XLF100

120 | 1,500 Watts | 5,118 BTU  
240 | 2,500 Watts | 8,531 BTU  
100<sup>5</sup>/<sub>8</sub>" x 15<sup>5</sup>/<sub>8</sub>" x 5<sup>7</sup>/<sub>8</sub>" (WxHxD)  
255.5 cm x 39.6 cm x 14.7 cm









Heater Disable



2-year limited warranty

## Built-in Linear Electric Fireplaces

### PRISM series

-  **Acrylic Ice Media Bed**  
Light plays through different size pieces and sparkle in a spectrum of colors.
-  **Media Accent Colors**  
Choose from a variety of brilliant color themes or cycle through a range of colors using the custom mode, freezing on the hue of your choice.
-  **Remote Thermostat Control**  
Temperature control at your fingertips for convenient comfort.
-  **Floating Display™**  
On-screen display shows temperature and feature settings at a glance.
-  **Multi-function Remote**  
Control the flame, heat and thermostat from the comfort of your chair.
-  **Flexible Installation**  
Choose partially-recessed, fully-recessed or surface mounted (plug-in) installation.



#### BLF7451

120 Volts | 1,230 Watts | 4,198 BTU  
240 Volts | 2,430 Watts | 8,290 BTU

74<sup>1</sup>/<sub>4</sub>" x 19<sup>1</sup>/<sub>2</sub>" x 7<sup>1</sup>/<sub>4</sub>" (WxHxD)  
188.3 cm x 49.3 cm x 18.3 cm

**Heater Disable**   
**2-year limited warranty** 

#### BLF5051

120 Volts | 1,230 Watts | 4,198 BTU

50<sup>3</sup>/<sub>8</sub>" x 19<sup>1</sup>/<sub>2</sub>" x 7<sup>3</sup>/<sub>8</sub>" (WxHxD)  
127.7 cm x 49.4 cm x 18.5 cm

**Heater Disable**   
**2-year limited warranty** 



**THE BEST-SELLING LINEAR FIREPLACE  
...IS NOW EVEN BETTER.**



#### BLF3451

120 Volts | 1,220 Watts | 4,163 BTU

34<sup>1</sup>/<sub>4</sub>" x 19<sup>5</sup>/<sub>8</sub>" x 7<sup>1</sup>/<sub>4</sub>" (WxHxD)  
86.7 cm x 49.6 cm x 18.3 cm

**Heater Disable**   
**2-year limited warranty** 





# Built-in Electric Fireboxes



**BFSL33** | 33" Slimline Built-in Firebox  
Includes 3-piece removable trim kit

32<sup>3</sup>/<sub>4</sub>" x 28<sup>1</sup>/<sub>4</sub>" x 9<sup>1</sup>/<sub>2</sub>" (WxHxD)  
83.2 cm x 71.8 cm x 24.1 cm

120 Volts | 1,223 Watts | 4,178 BTU  
208 Volts | 1,823 Watts | 6,227 BTU  
240 Volts | 2,423 Watts | 8,278 BTU

-  **Inner glow logs**
-  **3 Stage Remote**
-  **Operates with or without heat**
-  **2-year limited warranty**

33" Slimline Built-in Firebox

## Built-in Electric Firebox Features



### The Original Dimplex Flame Effect™

A blend of technology, artistry and craftsmanship that sets the standard for realism.



### Primary Heating

Option to use 240 volt supply for up to 9,200 BTU - use as part of primary heating plan.



### All-season Flames

Enjoy the unique charm of a fireplace 365 days a year using the flames without the heat.



### Direct-wire

Designed to be direct-wired to a 120 or 240 volt circuit for a seamless look (optional plug kit available).



### Cool-touch Glass

Glass remains cool making it safe for children and pets in any location.



### Frame, Wire and Finish

Basic installation requires fewer tradespeople, no gas lines, venting or chimney.



### Economical

Economical to operate costing only pennies per hour.\*



### Heater Disable

Easily disable the heater for tamperproof operation in commercial and residential installations.



### Options

Door kits, trim kits and control options available.

## Specialty Features



### Purifire™ Air Treatment System

Filters particulates from room air for a healthier indoor living environment.



### Inner Glow Logs

Individually molded and hand-finished logs pulse and glow from within for the look of natural burning logs.

\* Based on national average residential electricity rate. Rates vary.

## Door Kits



**BFSL33DOOR**  
Single pane,  
tamperproof glass.







## 45" Built-in Firebox



**BF45DXP** | 45" Direct-wire Firebox shown with Bi-fold Look Glass Door Kit and Black Trim Kit

44<sup>3</sup>/<sub>4</sub>" x 32<sup>3</sup>/<sub>4</sub>" x 15<sup>3</sup>/<sub>8</sub>" (WxHxD)  
113.5 cm x 83.1 cm x 38.9 cm

120 Volts | 1,440 Watts | 4,919 BTU  
208 Volts | 2,100 Watts | 7,173 BTU  
240 Volts | 2,700 Watts | 9,223 BTU

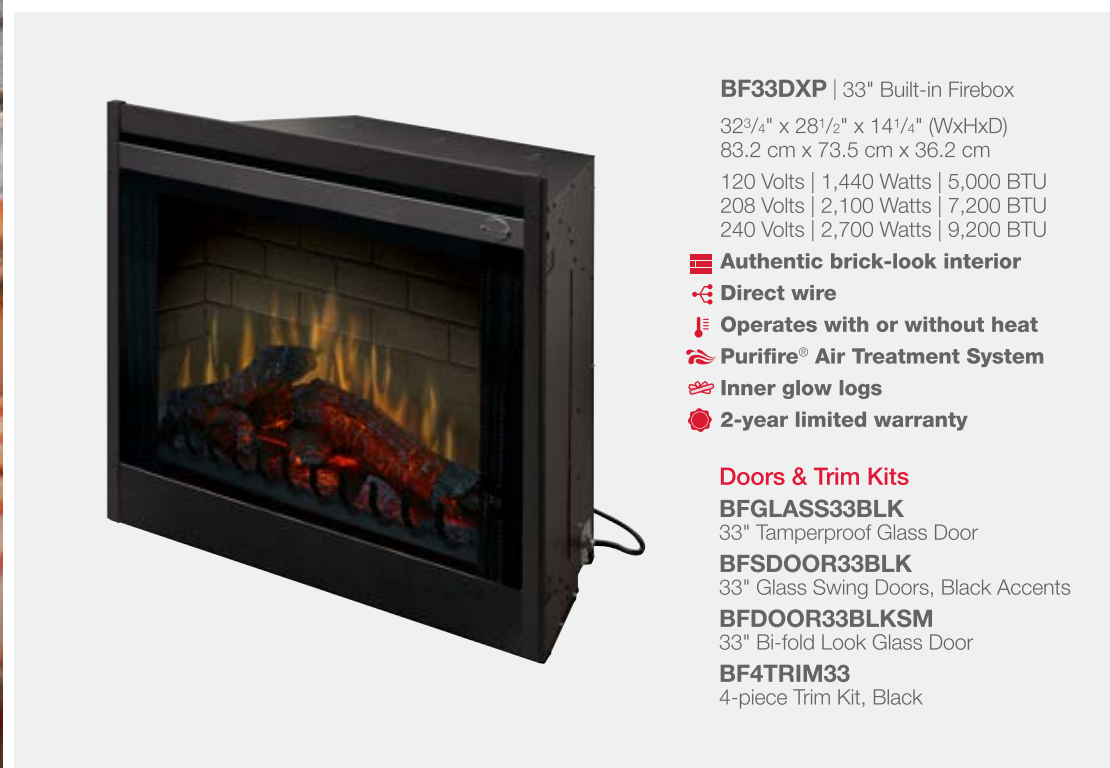
-  **Authentic brick-look interior**
-  **Direct wire**
-  **Operates with or without heat**
-  **Purifire® Air Treatment System**
-  **Inner glow logs**
-  **2-year limited warranty**

### Doors & Trim Kits

**BFGLASS45BLK** | 45" Tamperproof Glass Door  
**BFDOOR45BLKSM** | 45" Bi-fold Look Glass Door  
**BF4TRIM45** | 4-piece Trim Kit, Black








## 33" Built-in Firebox



**BF33DXP** | 33" Built-in Firebox

32<sup>3</sup>/<sub>4</sub>" x 28<sup>1</sup>/<sub>2</sub>" x 14<sup>1</sup>/<sub>4</sub>" (WxHxD)  
83.2 cm x 73.5 cm x 36.2 cm

120 Volts | 1,440 Watts | 5,000 BTU  
208 Volts | 2,100 Watts | 7,200 BTU  
240 Volts | 2,700 Watts | 9,200 BTU

-  **Authentic brick-look interior**
-  **Direct wire**
-  **Operates with or without heat**
-  **Purifire® Air Treatment System**
-  **Inner glow logs**
-  **2-year limited warranty**

### Doors & Trim Kits

**BFGLASS33BLK**  
33" Tamperproof Glass Door  
**BFSDOOR33BLK**  
33" Glass Swing Doors, Black Accents  
**BFDOOR33BLKSM**  
33" Bi-fold Look Glass Door  
**BF4TRIM33**  
4-piece Trim Kit, Black

# Built-in Electric Fireboxes






39" 2-sided Built-in Firebox



## **BF392SD** | 39" 2-sided Built-in Firebox

38<sup>3</sup>/<sub>4</sub>" x 32<sup>5</sup>/<sub>8</sub>" x 22<sup>1</sup>/<sub>8</sub>" (WxHxD)  
98.3 cm x 82.9 cm x 56 cm

120 Volts | 1,500 Watts | 5,118 BTU

-  **3 Stage remote**
-  **Operates with or without heat**
-  **2-year limited warranty**

### **Doors & Trim Kits**

**BFGLOSS39BLK**  
39" Tamperproof Glass Door

**BFDOOR39BLKSM**  
39" Bi-fold look Glass Door







**BF4TRIM39**  
4-piece Trim Kit, Black

## **BF39DXP** | 39" Built-in Firebox

**BF39STP** | 39" Built-in Firebox  
Without Brick-look Interior or Inner  
Glow Logs

38<sup>3</sup>/<sub>4</sub>" x 32<sup>3</sup>/<sub>4</sub>" x 15<sup>1</sup>/<sub>4</sub>" (WxHxD)  
98.4 cm x 83.2 cm x 38.7 cm

120 Volts | 1,440 Watts | 5,000 BTU  
208 Volts | 2,100 Watts | 7,200 BTU  
240 Volts | 2,700 Watts | 9,200 BTU

-  **Authentic brick-look interior**
-  **Direct wire**
-  **Operates with or without heat**
-  **Purifire® Air Treatment System**
-  **Inner glow logs**
-  **2-year limited warranty**

### **Doors & Trim Kits**

**BFGLOSS39BLK**  
39" Tamperproof Glass Door

**BFSDOOR39BLK**  
39" Glass Swing Doors, Black Accents

**BFDOOR39BLKSM**  
39" bi-fold Look Glass Door

**BF4TRIM39**  
4-piece Trim Kit, Black



39" Built-in Fireboxes

# Built-in Electric Firebox Accessories

## Door Kits



### Tamperproof Glass Door

**BFSL33DOOR** | For BFSL33  
**BFGLASS33BLK** | For BF33DXP  
**BFGLASS39BLK** | For BF39STP,  
 BF39DXP, BF392SD  
**BFGLASS45BLK** | For BF45DXP

### Glass Bi-fold Look Door

**BFDOOR33BLKSM** | For BF33DXP  
**BFDOOR39BLKSM** | For BF39STP,  
 BF39DXP,  
 BF392SD  
**BFDOOR45BLKSM** | For BF45DXP



## Trim Kit



### Swing Door

**BFSDOOR33BLK** | For BF33DXP  
**BFSDOOR39BLK** | For BF39STP,  
 BF39DXP,  
 BF392SD

### Trim Kit

3" Black Surround Trim,  
 for use as 3-piece or 4-piece  
**BF4TRIM33** | For BF33DXP  
**BF4TRIM39** | For BF39STP, BF39DXP, BF392SD  
**BF4TRIM45** | For BF45DXP

## Control Options



**WRCPF-KIT**  
 Wall Switch  
 Remote Control Kit



**BFRC-KIT**  
 3-stage Remote Control  
 Kit included with  
 BFSL33 / BF392SD



**TS521W**  
 Wall-mount  
 Thermostat



**BFPLUGE**  
 Plug Kit, includes  
 7 ft. cord

# Fireplace Insert








Shown with  
 DFI2310 Insert



DFI23TRIMX



**DFI2310** | 23" Deluxe Fireplace Insert  
 23<sup>1</sup>/<sub>4</sub>" x 19<sup>1</sup>/<sub>2</sub>" x 10<sup>3</sup>/<sub>4</sub>" (WxHxD)  
 59 cm x 49.5 cm x 27.0 cm  
 120 Volts | 1,375 Watts | 4,692 BTU  
 Available with expandable trim  
 kit DFI23TRIMX

-  **Inner glow logs**
-  **Operates with or without heat**
-  **Built-in fan-forced heater**
-  **On/off remote**
-  **1-year Limited warranty**

Beauty, simplicity and safety: it's a combination that makes Dimplex® fireboxes a great choice for any space.

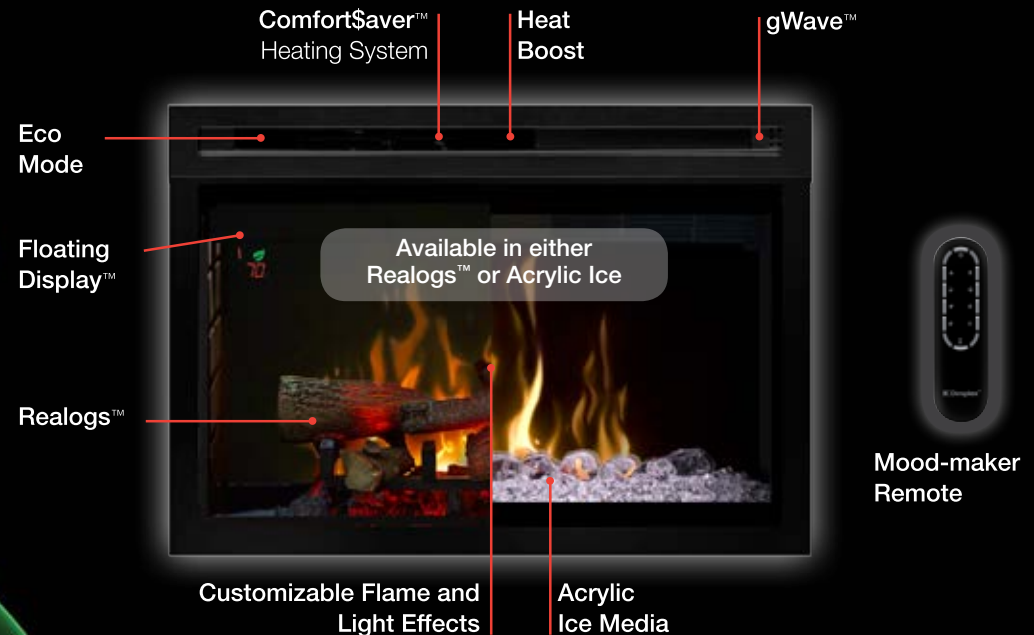
Refined through 15 + years of innovation, the patented Dimplex flame effect is the most authentic in the industry. While looking every bit as good as masonry fireplaces, Dimplex electric fireboxes provide unmatched flexibility and ease of installation as venting or gas lines are not required.

- A smart, practical and efficient zone heating solution, designed to warm up to 1,000 square feet.
- Can be installed in virtually any location.

# MultiFire XD<sup>®</sup>

Multi-Fire XD™ by Dimplex is the ultimate electric fireplace setting a new standard for realistic gas and wood flames, life-like logs and heating performance.

If change is good then the Multi-Fire XD™ by Dimplex offers something truly incredible. This dazzling next generation firebox can accurately reproduce a natural wood-burning fire, gas fireplace or a range of ambient light themes that range from moody and hypnotic, to pulsing and vibrant. Combined with a high-efficiency heating system and intuitive multi-function control options, this new design is the perfect look and feel for any space.



Natural



Gas / Blue



Red




Green




Purple  
...and more.





# Multi-Fire XD™ Features


 **Multi-Fire XD™ Flame Effect**  
Vivid flames that are brighter and more lifelike day or night.

 **Media Accent Colors**  
Choose from a variety of brilliant color themes or cycle through a range of colors using the custom mode, freezing on the hue of your choice.

 **Comfort\$aver™ Heating System**  
The patented Comfort\$aver™ ceramic heating system uses 11% less energy than the leading quartz infrared heater by automatically adjusting fan speed and heater wattage to safely and precisely match the requirements of the room.

 **Mood-maker Remote**  
Customize the light color and intensity for a fireplace that reflects your personality.

 **Floating Display™**  
On-screen display shows temperature and feature settings at a glance.

 **Realogs™**  
Molded from meticulously selected and charred hardwood and positioned to maximize the illusion of depth and the appearance of burning firewood.



GDS25GD-1571ST | Pierre media console shown with a PF2325HG firebox



**PF2325HL** | 25" Multi-Fire XD™ Firebox - Logs  
25<sup>7</sup>/<sub>8</sub>" x 18<sup>7</sup>/<sub>8</sub>" x 9<sup>3</sup>/<sub>8</sub>" (WxHxD)  
65.7 cm x 47.9 cm x 23.7 cm  
120 V | 1,500 W | 5,118 BTU

 **Heater Disable**  
 **1-year limited warranty**



**PF2325HG** | 25" Multi-Fire XD™ Firebox - Acrylic Ice  
**PF2325CG** | 25" Multi-Fire XD™ Firebox - Acrylic Ice with curved glass front  
25<sup>7</sup>/<sub>8</sub>" x 18<sup>7</sup>/<sub>8</sub>" x 9<sup>3</sup>/<sub>8</sub>" (WxHxD)  
65.7 cm x 47.9 cm x 23.7 cm  
120 V | 1,500 W | 5,118 BTU

 **Heater Disable**  
 **1-year limited warranty**



**PF3033HL** | 33" Multi-Fire XD™ Firebox - Logs  
32<sup>7</sup>/<sub>8</sub>" x 23<sup>3</sup>/<sub>8</sub>" x 9<sup>1</sup>/<sub>2</sub>" (WxHxD)  
83.7 cm x 59.3 cm x 23.8 cm  
120 V | 1,500 W | 5,118 BTU

 **Heater Disable**  
 **1-year limited warranty**



**PF3033HG** | 33" Multi-Fire XD™ Firebox - Acrylic Ice  
32<sup>7</sup>/<sub>8</sub>" x 23<sup>3</sup>/<sub>8</sub>" x 9<sup>1</sup>/<sub>2</sub>" (WxHxD)  
83.7 cm x 59.3 cm x 23.8 cm  
120 V | 1,500 W | 5,118 BTU

 **Heater Disable**  
 **1-year limited warranty**

## Plug-in Firebox Features



### The Original Dimplex Flame Effect™

A blend of technology, artistry and craftsmanship that sets the standard for realism.



### Supplemental Heating

Includes a fan-forced heater that provides supplemental warmth for small spaces up to 400 square feet.



### Thermostat Control

Provides temperature control to ensure consistent comfort.



### All-season Flames

Enjoy the unique charm of a fireplace 365 days a year using the flames without the heat.



### Cool-touch Glass

Glass remains cool making it safe for children and pets in any location.



### Economical

Economical to operate costing only pennies per hour.\*



### Low Carbon Footprint

The most sustainable fireplace option; no emissions and 100% efficient.



### Multi-function Remote

Control 100% of the fireplace features from the comfort of your chair. \*DF2608 on/off remote.



### Just Plug It In

Simply plug into any standard household outlet for instant ambiance.

\* Based on national average residential electricity rate. Rates vary.

## Plug-in Electric Fireboxes



**DFR2551L** | Logs  
**DFR2551G** | Acrylic Ice

25" Landscape Firebox  
26" x 18<sup>3</sup>/<sub>4</sub>" x 7<sup>5</sup>/<sub>8</sub>" (WxHxD)  
66 cm x 47.4 cm x 19.2 cm  
120 V | 1,500 W | 5,118 BTU

- 70 Floating Display™**
- Inner glow logs**
- Media accent colors**
- Heater Disable**
- 1-year limited warranty**



**DFR2651L**  
26" Firebox with Logs  
27<sup>3</sup>/<sub>8</sub>" x 23<sup>1</sup>/<sub>2</sub>" x 7<sup>1</sup>/<sub>4</sub>" (WxHxD)  
69.5 cm x 59.7 cm x 18.4 cm  
120 V | 1,500 W | 5,118 BTU

- 70 Floating Display™**
- Inner glow logs**
- Media accent colors**
- Heater Disable**
- 1-year limited warranty**



**DF2608**  
26" Firebox with Logs  
27<sup>3</sup>/<sub>8</sub>" x 23<sup>1</sup>/<sub>2</sub>" x 9" (WxHxD)  
69.5 cm x 59.7 cm x 22.7 cm  
120 V | 1,400 W | 4,915 BTU

- Inner glow logs**
- Authentic brick-look interior**
- Adjustable flame speed and interior light controls**
- 2-year limited warranty**



**DF3015**  
30" Firebox with Logs  
31<sup>1</sup>/<sub>2</sub>" x 26<sup>1</sup>/<sub>2</sub>" x 11<sup>1</sup>/<sub>4</sub>" (WxHxD)  
80.0 cm x 67.0 cm x 28.4 cm  
120 V | 1,500 W | 5,118 BTU

- Inner glow logs**
- Authentic brick-look interior**
- Adjustable flame speed and interior light controls**
- Purifire® Air Treatment System**
- Heater Disable**
- 5-year limited warranty**

## Specialty Features



### Purifire™ Air Treatment System

Filters particulates from room air for a healthier indoor living environment.



### 70 Floating Display™

On-screen display shows temperature and feature settings at a glance.



### Inner Glow Logs

Individually molded and hand-finished logs pulse and glow from within for the look of natural burning logs.



### Media Accent Colors

Choose from a variety of brilliant color themes or cycle through a range of colors using the custom mode, freezing on the hue of your choice.



**DF3033ST** | Logs  
33" Landscape Firebox  
33<sup>1</sup>/<sub>8</sub>" x 23<sup>3</sup>/<sub>8</sub>" x 9<sup>5</sup>/<sub>8</sub>" (WxHxD)  
84.1 cm x 59.4 cm x 24.2 cm  
120 V | 780 W | 2,661 BTU

- Inner glow logs**
- Heater Disable**
- 5-year limited warranty**



**DF3215**  
32" Firebox with Logs  
36<sup>1</sup>/<sub>2</sub>" x 31<sup>3</sup>/<sub>4</sub>" x 13<sup>1</sup>/<sub>8</sub>" (WxHxD)  
92.7 cm x 80.1 cm x 33.3 cm  
120 V | 1,500 W | 5,118 BTU

- Inner glow logs**
- Authentic brick-look interior**
- Adjustable flame speed and interior light controls**
- Purifire® Air Treatment System**
- Bi-fold doors and mesh screen**
- Heater Disable**
- 10-year limited warranty**

\*Rear-loading design – see Owner's Manual for framing details.

# Revillusion Electric Log Sets



## The Future of Fireplaces is Clear.™

Revillusion™ is a completely new way of looking at fireplaces, and changing the standard for electric. A clear view through the lifelike flames, to the full brick interior, captures the charm of a wood-burning fireplace. Enjoy the look of a fireplace cut straight from the pages of a magazine by choosing Revillusion™; clearly a better fireplace.



**RLG20**




23<sup>3</sup>/<sub>4</sub>" x 19" x 12<sup>1</sup>/<sub>2</sub>" (WxHxD)  
60.3 cm x 48.2 cm x 31.7 cm






**RLG25**

25<sup>5</sup>/<sub>8</sub>" x 19" x 13" (WxHxD)  
65.0 cm x 48.2 cm x 32.9 cm

## Revillusion Firebox Features

-  **Revillusion™ Flame Technology**  
Flames are larger, brighter and more random, appearing from within the logs.
-  **Mirage™ Flame Panel**  
Partially frosted acrylic panel is clearly better than a mirror, showing only dazzling flames and no reflections.
-  **ThruView™ Full-depth Design**  
See clear through the flames to the back of a masonry fireplace for a more authentic experience.

-  **Color Enhancement**  
Adjust the flame base color to red or blue.
-  **Mood Lighting**  
Customize the firebox glow with a choice of warm hues, plus midnight mode.
-  **Brightness and Flicker**  
Adjust light level to suit the room and choose flicker effect for enhanced firelight.

-  **Realogs™ Plus**  
A full grate of life-size hardwood-cast logs, tiered for greater depth.
-  **Hidden Heat**  
Fan-forced ceramic heater provides hidden comfort for small spaces.
-  **Just Plug It In**  
Simply plug into any standard household outlet for instant ambiance.

# Stoves






## Celeste

TDS8515TC | Cream Gloss Finish

29<sup>3</sup>/<sub>4</sub>" x 27" x 17<sup>3</sup>/<sub>8</sub>" (WxHxD)

75.3 cm x 68.5 cm x 44.0 cm

120 Volts | 1,550 Watts | 5,118 BTU

-  **3 Stage Remote**
-  **Operates with or without heat**
-  **Built-in fan-forced heater**
-  **Purifire® Air Treatment System**
-  **1-year limited warranty**








## Celeste

TDS8515TB | Black Gloss Finish

29<sup>3</sup>/<sub>4</sub>" x 27" x 17<sup>3</sup>/<sub>8</sub>" (WxHxD)

75.3 cm x 68.5 cm x 44.0 cm

120 Volts | 1,550 Watts | 5,118 BTU

-  **3 Stage Remote**
-  **Operates with or without heat**
-  **Built-in fan-forced heater**
-  **Purifire® Air Treatment System**
-  **1-year limited warranty**



Your authorized Dimplex dealer:

For more information on product specifications, please visit [dimplex.com](http://dimplex.com)

# Dimplex®

**Dimplex North America Limited**

1367 Industrial Road | Cambridge | ON N3H 4W3

Telephone: 1-888-DIMPLEX | Fax: 1-800-668-6665

Visit us online at: [www.dimplex.com](http://www.dimplex.com)



Specifications, finishes and dimensions are subject to change and should be taken as a guide only. This product may be covered by one or more U.S. patents or pending patent applications. See [www.dimplex.com/patents](http://www.dimplex.com/patents) for details. © 2016 Dimplex North America Limited.



Printed in Canada LI-998-R04-121216