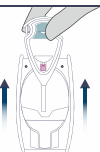




As a precaution, gloves and eye protection should be worn when handling drug substances and using test units. Do not puncture any part of unit. Do not remove probe once a capsule is broken. In the unlikely event of a spill, rinse affected area thoroughly with water. Keep out of reach of children. All results are presumptive. If necessary, further testing by a competent drug testing lab can provide additional identification.

Test Preparation


**1** Remove the Smart-Tip<sup>™</sup> probe from test unit.



**2** Sample suspected substance or surface.

**Substance & Trace Material**

Swipe the paper of the Smart-Tip<sup>™</sup> probe across the suspect substance or surface.



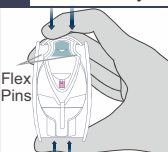
**Liquid**

Place the absorbent paper of the Smart-Tip<sup>™</sup> probe into the liquid. Make sure the paper is wet.



Test Preparation

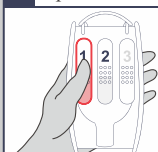
**3** Lock Smart-Tip<sup>™</sup> probe into test unit. Press firmly.



**STOP**  
Do not continue unless probe is locked below the Flex Pins and cannot be removed from the test unit.

Chamber 1 Identification

**4** With **thumb and forefinger**, squeeze chamber 1 until capsule breaks.



**5** Gently shake test unit for 2-3 seconds.



Chamber 1 Results



The appearance of turquoise color particles adhering to the sampler tip, the paper, the sides of the kit, or in the solution within a few seconds indicates the presence of **Cocaine**.

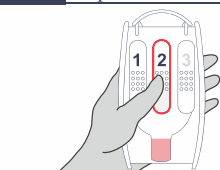
\* Color may disappear with time. Note: The liquid will remain pink.



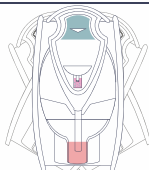
If a turquoise develops, Cocaine is present, proceed to Disposal. If **no** turquoise color develops, **proceed to Step 6**.

Chamber 2 Identification

**6** With **thumb and forefinger**, squeeze chamber 2 until capsule breaks.



**7** Gently shake test unit for 2-3 seconds.



Chamber 2 Results



The appearance of turquoise color particles adhering to the sampler tip, the paper, the sides of the kit, or in the solution within a few seconds indicates the presence of **Crack**.

\* Color may disappear with time. Note: The liquid will remain pink.



If **no** turquoise color develops within one minute, Cocaine and Crack are **not** present.



**Disposal**

The test kit is safe to dispose of in the trash.

NET 01-21

### IMPORTANT INFORMATION

- IDenta Touch&Know<sup>™</sup> Discreet Drug Test Kits** are used to determine the presence of certain drugs in substances such as powders, crystals, granules, flakes, pills, tablets, or liquids.
- All results are presumptive.** If necessary, further testing by a competent drug testing lab can provide additional verification.
- A color change indicates a positive result for the listed drugs **only if it occurs within the first minute**.

If there is **NO** color change within the time indicated, the listed drugs are **NOT** present in the tested sample. After a minute, the sampler and the liquid may begin changing color as a normal part of the testing process and this color change does **NOT** indicate a positive result.