

KNOCK

CONFIGURAZIONE 2 GIRI CON 10 GRADINI



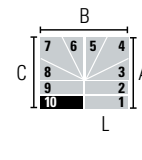
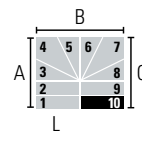
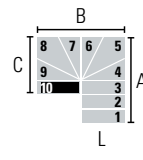
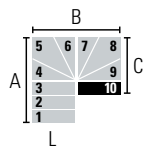
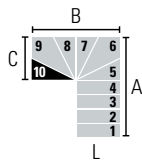
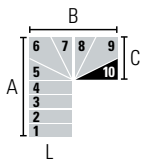
LEGENDA:

- Gradino di arrivo al piano superiore
- Altri gradini

Attraverso le seguenti configurazioni è possibile determinare il senso di salita, l'entrata e l'uscita della scala in base al numero di gradini.

Le misure indicano l'ingombro a terra della scala.

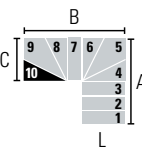
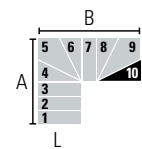
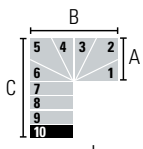
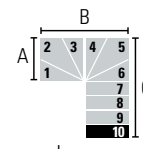
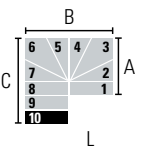
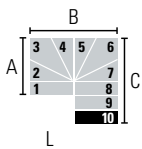
10 GRADINI (11 ALZATE) • Altezza tra i piani: Min. 204 cm - Max. 244 cm (Max. 264 cm con accessorio "Distanziali Extra")



L (cm)	A (cm)		B (cm)		C (cm)	
	Min	Max	Min	Max	Min	Max
65	146,5	154	124	-	69	-
75	156,5	164	144	-	79	-
85	177	184	164	-	89	-
95	186	194	184	-	99	-

L (cm)	A (cm)		B (cm)		C (cm)	
	Min	Max	Min	Max	Min	Max
65	126,5	131,5	124	-	90	-
75	136,5	141,5	144	-	100	-
85	154	159	164	-	110	-
95	163	169	184	-	120	-

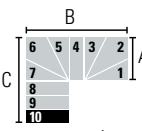
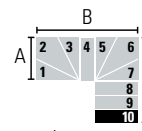
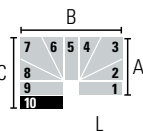
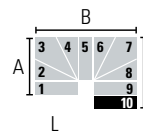
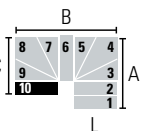
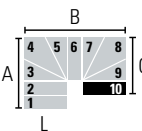
L (cm)	A (cm)		B (cm)		C (cm)	
	Min	Max	Min	Max	Min	Max
65	106,5	109	124	-	110	112,5
75	116,5	119	144	-	120	122,5
85	131	134	164	-	133	135
95	140	144	184	-	143	145



L (cm)	A (cm)		B (cm)		C (cm)	
	Min	Max	Min	Max	Min	Max
65	85,5	-	124	-	130	135
75	95,5	-	144	-	140	145
85	108	109	164	-	156	160
95	117	119	184	-	166	170

L (cm)	A (cm)		B (cm)		C (cm)	
	Min	Max	Min	Max	Min	Max
65	64	-	124	-	150	157,5
75	74	-	144	-	160	167,5
85	84	-	164	-	179	185
95	94	-	184	-	189	195

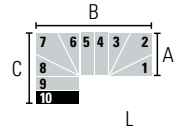
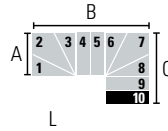
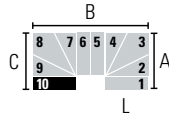
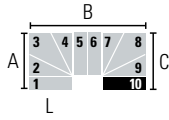
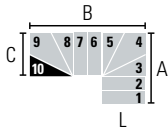
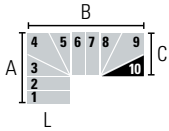
L (cm)	A (cm)		B (cm)		C (cm)	
	Min	Max	Min	Max	Min	Max
65	126,5	131,5	146,5	-	69	-
75	136,5	141,5	166,5	-	79	-
85	154	159	188	189	89	-
95	163	169	207	209	99	-



L (cm)	A (cm)		B (cm)		C (cm)	
	Min	Max	Min	Max	Min	Max
65	106,5	109	146,5	-	90	-
75	116,5	119	166,5	-	100	-
85	131	134	188	189	110	-
95	140	144	207	209	120	-

L (cm)	A (cm)		B (cm)		C (cm)	
	Min	Max	Min	Max	Min	Max
65	85,5	-	146,5	-	110	112,5
75	95,5	-	166,5	-	120	122,5
85	108	109	188	189	133	135
95	117	119	207	209	143	145

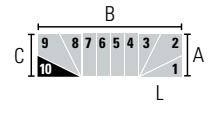
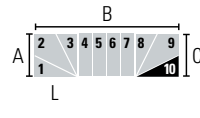
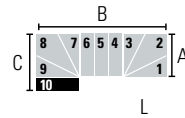
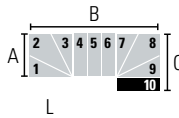
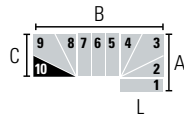
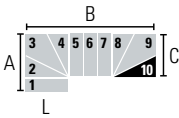
L (cm)	A (cm)		B (cm)		C (cm)	
	Min	Max	Min	Max	Min	Max
65	64	-	146,5	-	130	135
75	74	-	166,5	-	140	145
85	84	-	188	189	156	160
95	94	-	207	209	166	170



L (cm)	A (cm)		B (cm)		C (cm)	
	Min	Max	Min	Max	Min	-
65	106,5	109	166,5	169	69	-
75	116,5	119	186,5	189	79	-
85	131	134	211	214	89	-
95	140	144	230	234	99	-

L (cm)	A (cm)		B (cm)		C (cm)	
	Min	Max	Min	Max	Min	Max
65	85,5	-	166,5	169	90	-
75	95,5	-	186,5	189	100	-
85	108	109	211	214	110	-
95	117	119	230	234	120	-

L (cm)	A (cm)		B (cm)		C (cm)	
	Min	-	Min	Max	Min	Max
65	64	-	166,5	169	110	112,5
75	74	-	186,5	189	120	122,5
85	84	-	211	214	133	135
95	94	-	230	234	143	145



L (cm)	A (cm)		B (cm)		C (cm)	
	Min	Max	Min	Max	Min	-
65	85,5	-	186,5	191,5	69	-
75	95,5	-	206,5	211,5	79	-
85	108	109	234	239	89	-
95	117	119	253	259	99	-

L (cm)	A (cm)		B (cm)		C (cm)	
	Min	-	Min	Max	Min	-
65	64	-	186,5	191,5	90	-
75	74	-	206,5	211,5	100	-
85	84	-	234	239	110	-
95	94	-	253	259	120	-

L (cm)	A (cm)		B (cm)		C (cm)	
	Min	Max	Min	Max	Min	-
65	64	-	206,5	214	69	-
75	74	-	226,5	234	79	-
85	84	-	257	264	89	-
95	94	-	276	284	99	-