



T H E O R I G I N A L

**ESEA** <sup>®</sup>  
**STRAP**



# THE ORIGINAL ESEA STRAP

FLAT WATER PADDLEBOARD ANKLE LEASH + CARRY STRAP



4 SIZE OPTIONS/UP TO 14FT



NON DRAG ELASTICATED LEASH



THICK NEOPRENE PADDING



BUILT IN CARRY STRAP



100% RECYCLABLE PACKAGING



CUSTOMISABLE FOR TRADE\*



ZENNWAY®

For all trade enquires please email us at  
[sales@zennway.com](mailto:sales@zennway.com)



**Our first born. As the name suggests, our ESEA STRAP Carry Leash was the first of its kind, anywhere in the world.**

**A beautifully simple concept that cleverly transforms a standard ankle leash into a priceless over the shoulder carry strap for your paddleboard... and back again... in seconds.**

Because its primary function will always be a leash, we have ensured the neoprene padding that hugs your ankle is thick and comfy, this also means extra comfort when carrying your board.

The carry system itself works by storing an adjustable webbed loop discreetly within an integrated pocket. To access the carry strap, simply remove the loop from the pocket, sling over the nose of your board, slide the ankle cuff to the centre of the board and carry on the shoulder furthest away from the board (or whichever is more comfortable for you).







The nose loop has an adjustable buckle which can be slackened or tightened depending on the shape of your board, this can be easily adjusted and affects what height the board is carried at.

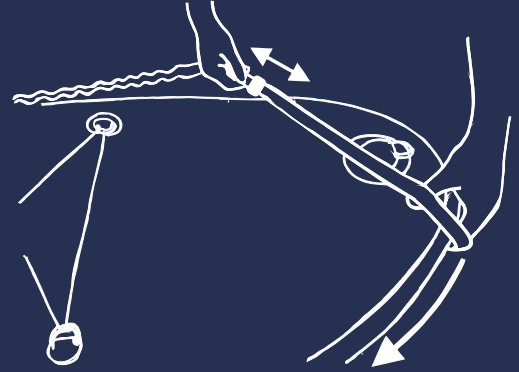
The ESEA STRAP Carry Leash comes in four size options to cater for hardboard and inflatable paddle boards between the sizes of 9ft and 12'6", however our largest leash has been proven to work effectively on slimmer race/touring shape paddle boards up to 14ft!

## ELASTICATED LEASH

All our leashes are elasticated and made from ultra-strong marine strength shock cord and webbing, this is not only an integral part of our unique carry system but also helps prevent the leash from dragging in the water whilst in use, which in turn reduces the likelihood of the leash snagging on anything in the water which may cause an accident.



## BUILT IN CARRY STRAP









“

The esea strap is a novel way to make carrying your SUP super easy! The fact that it doubles up as a high-quality safety leash is an awesome idea!

Reuben May, Co-Founder & Director  
**Fatstick SUP**









“

The esea strap concept takes the hassle out of carrying a board over distance and is a great solution for all types of paddle boards

John Hibbard, Co-Founder & CEO,  
**Red Paddle Co**

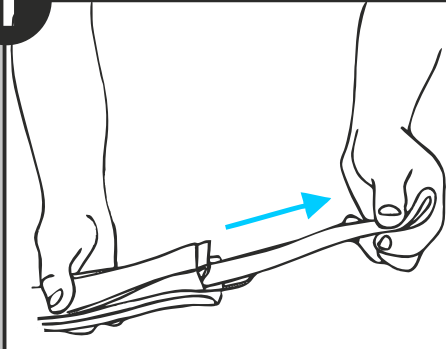






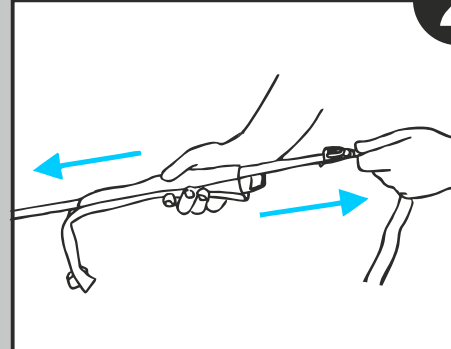


1



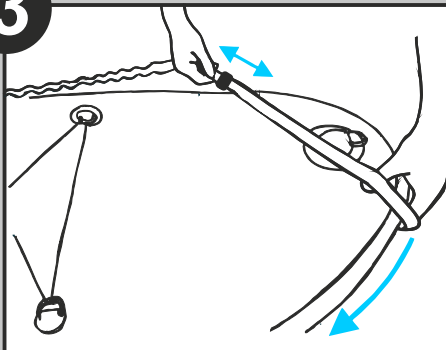
Remove loop from pouch

2



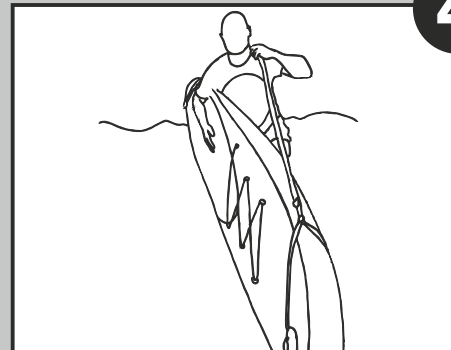
Extend leash & slide padding to centre

3



Adjust loop then slide over nose of board

4



Lift from knelt position onto either shoulder

For more detailed instructions please visit our website | [www.esestraps.com/how-to-use](http://www.esestraps.com/how-to-use)

# SIZE GUIDE

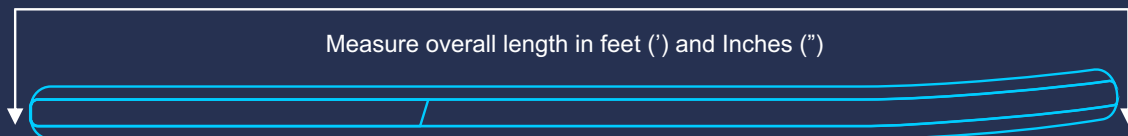
All our leashes are available in four size options and work on both hardboard and inflatable paddle boards.

Due to the vast array of paddle board shapes, sizes and varying user heights, it's not possible to have a one size fits all option.

That's why we have worked long and hard to create just four variations to choose from, to accommodate the majority of paddle boards.

The leash you need depends on the overall length of your board. (a bit like buying a pair of shoes!)

## Example:



LEASH	1	2	3	4
BOARD SIZE	9' - 9'10	9'11 - 10'8	10'9 - 11'6	11'7 - 12'6

If you don't already know the size of your board, measure the board from top to tail as pictured below.

Our size guide lists paddle boards up to 12'6, though our size 4 leash has been proven to work effectively on race/touring shape boards up to 14ft long.

If you are not happy with the distance off the ground that your board hangs when being carried, try adjusting either the nose loop and/or the white cord attached to the rail saver (where the leash attaches to the board) to find that optimum carrying position.

## IMPORTANT SAFETY INFORMATION

# YOUR SAFETY



**It is important to take time to consider your surroundings before entering any natural water space.**

Respect the environment around us and understand your equipment.

This goes for leashes especially. There are different style leashes for different types of water.

We offer two options, a waist leash and an ankle leash.

## IMPORTANT SAFETY INFORMATION

Our waist leash is designed for moderate, free flowing water conditions, where we feel it is necessary for the leash to be permanently out of the water and easily released in an emergency.

Our ankle leash is designed for flat water use such as lakes, shallow harbours and general recreational paddle boarding areas with low current.

We do not recommend using any of our products for white water conditions or surfing of any kind. There are other leashes on the market for both these specific activities.

We also strongly advise anyone who wishes to enjoy paddle boarding to do their own research on leashes and water safety, this will allow you to make an informed decision on what equipment to use and consequently feel more confident whilst on the water knowing you know what to do in an emergency







[www.zennway.com](http://www.zennway.com) | [sales@zennway.com](mailto:sales@zennway.com)

Zennway Ltd registered in the United Kingdom & Wales | Company No. 11412970