

Armrest for Audi TT

- Adjustable
- Foldable
- Ergonomic

For further information about more than 200 armrest adaptions -check out "Comfort's" official homepage:

www.armrest.info



For a Comfortable and more ergonomic driving -with practical storage possibilities.

A product from:

Sydmeko Industri AB
Santessonsv. 3 S-232 91 Arlöv, Sweden Phone: +46 (0)40-83640 Fax. +46 (0)40-89090
E-mail: office@sydmeko.se Homepage: www.sydmeko.se

Comfort[®]
ARMREST SYSTEM

INSTRUCTION

VIKTIGT / IMPORTANT / ACHTUNG

SE Är ni osäker på hur man skall gå tillväga -kontakta er återförsäljare eller anlitar en auktoriserad bilverkstad som utför monteringen åt er.

ENG If you are unsure on how to carry out the mounting -please contact you local dealership and let them carry out the mounting for you.

GER Wenn Sie nicht ganz sicher sind, wie Sie vorgehen sollen, empfehlen wir allerdings, die Montage einer autorisierten Fachwerkstatt zu überlassen.

Art.Number / Colour on "trim piece"

FS1030-P6014U	Soul-Black
FS1030-P7014U	Desert-Green
FS1030-P8014U	Denim-Blue
FS1030-P9014U	Feder-Grey

Innehåll / Content / Inhalt:

- 1 st Armrest Console
- 1 st Armrest MLC310 (pre-mounted with the adapter)
- 2 st M5x16 insex-screws

Bil/ Car/ Auto Model: År / Year / Jahre:

Audi (Typ 8N3) TT Coupe 10/1998 -
Audi (Typ 8N9) TT Roadster 10/1999 -

Attention:


This adapter is only delivered pre-mounted together with a free choice of material and colour on the MLC310 armrest & the plastic trim piece.

Tillverkad av / Manufactured by/ Hersteller:

Sydmeke Industri AB
Santessonsväg 3, 232 91 Arlöv, Sweden
Phone: +46 40 83640, Fax: +46 40 89090
E-mail: office@sydmeke.se
Homepage: www.sydmeke.com

Comfort
ARMREST SYSTEM

R-registered trademark of Sydmeke Industri AB





Loose the two screws under the rubber mat and lift up the cupholder and the plastic trim piece.

Lift the plastic trim piece straight upwards.

Loose the two screws (Torx -T20)

Tilt the armrest and mount it over the two holes and...



...make sure the "tap" on the armrest-console is placed under the socket before...

...you secure the console with the two enclosed M5-screws (tighten gently). Then mount the enclosed plastic trim piece over the armrest console.

Foldable & adjustable armrest solution for Audi TT with nice and solid design -made of brushed and polished aluminium.

