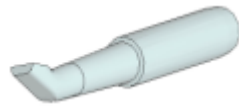


How to use Shape H + Examples



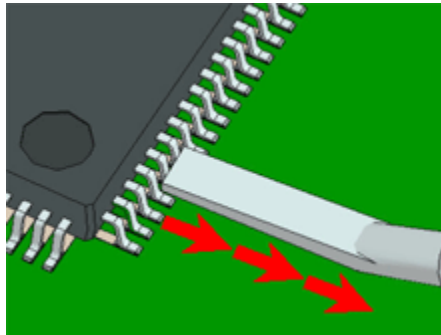
900M-T-1.8H



900M-T-H

Shape H is bent similar to Shape J, however it differs by having a flat tip end instead of a pointed tip. It is suitable for drag soldering and correction of bridging.

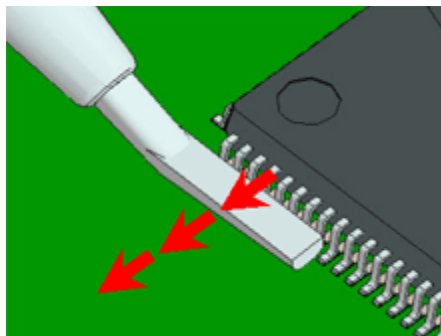
There are only 2 models of shape H tips: 900M-T-H and 900M-T-1.8H



Correcting Bridging

If the bridge amount is small

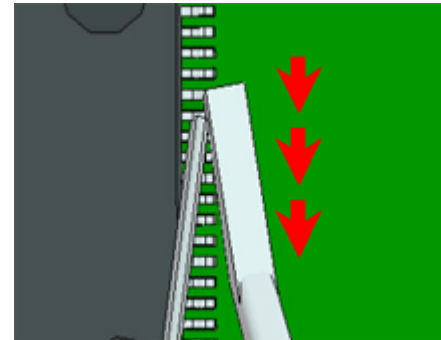
Lay down the thin part of the tip onto the bridge and drag the tip slowly outwards



If the bridge amount is large

Lay down the long part of the tip onto the bridge and drag the tip slowly outwards

NOTE: Please operate with a clean tip



Drag Soldering

Put the pad section to the leads and drag the tip along slowly.