

## V-Groove Maker



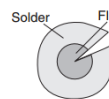
- Cutting a V-groove put on the solder surface reduces the splash of solder and flux.
- The solder feed amount can be controlled by turning the switch on and off.
- Compact, space-saving automatic solder feeder

### Features

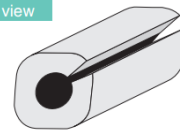
#### Minimize solder and flux splash

Cutting a V-groove on the solder surface enables the release of gas pressure generated by the flux, thereby suppressing splash. HAKKO 375 can cut a groove in only the solder needed, then helps to reduce the level of defectiveness.

Solder cross-section view



3D view



V-grooved solder

#### Advantages of V-grooved solder

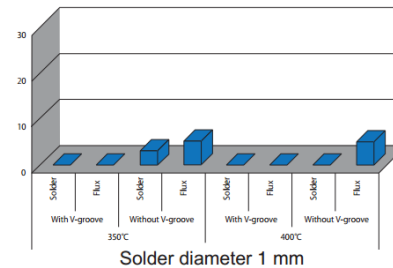
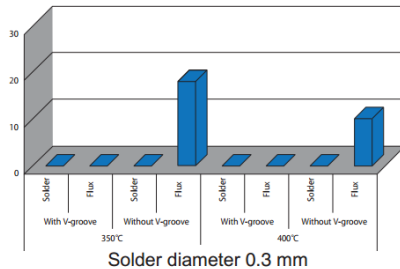
##### -Examination of solder and flux splash

##### Test criteria

Measurement method	Measure the amount of solder and flux splashing after solder is fed to the soldering iron
Temperature setting for soldering iron	350°C and 400°C
Solder	Lead-free (Sn-3Ag-0.5Cu) Halogen-free flux ø0.3 mm and ø1 mm
Solder feed length	50 mm

\* The effect of solder and flux splashing prevention may differ under different operation conditions.

##### ■ Amount of flux splashing (quantity of dots)



### Packing List

375	Unit, AC Adapter, Instruction manual
-----	--------------------------------------

### Option

Part No.	Name
B1649	Foot switch
B2763	Hand switch

### Specifications

Model No.	375
Rating	DC 24 V 75 mA
Solder feed speed	27 mm/sec.
Usable solder diameter	ø0.3, 0.5, 0.6, 0.8, 1 mm
Dimensions	78 (W) × 98 (H) × 56 (D) mm
Weight	0.59 kg

#### AC Adapter

Output voltage	DC 24 V
----------------	---------