

Q3330E-3 Duplexer, Q-Circuit, Res-Lok, 6 cavity, rack mount, 450-470 MHz


Also referred as: Q3330E*3

- Six cavity Res-Lok duplexer
- 1 MHz bandwidth on pass/reject-band, 5 MHz separation for each pair of Tx/Rx.
- Minimum Tx/Rx separation 4 MHz, see example plot for more information
- Typical minimum isolation of 85 dB with maximum insertion loss of 1.3 dB

Sinclair developed Q-Circuit design coupled with our Res-Lok™ modular construction to result in a series of extremely versatile duplexers offering exceptional performance. The Q-Circuit design provides a quasi-bandpass response, resulting in suppression of spurious and sideband transmitter noise between and adjacent to the duplex frequencies. Coupled with carefully temperature compensated components this series of duplexers ensures performance stability at very low frequency separations and insertion loss values.

Res-Lok™ modular construction offers a variety of mounting options. The multi position brackets supplied with each duplexer allow easy rack, wall or floor mounting to suit system and equipment room limitations. A variety of system-specific configurations is available in the 406-512 MHz frequency range.

Proud Partner of the iBwave Component Database.



Region	United States	Europe, Middle East, and Africa	Canada, Caribbean, and Latin America	Asia-Pacific
Telephone	1 800 263 3275	+44 (0) 1487 84 28 19	Canada: 1 800 263 3275 International: +1 905 726 7676	+1 905 727 0165
E-mail	salesusa@sinctech.com	salesuk@sinctech.com	salescan@sinctech.com	salesasia@sinctech.com
Product Specification Sheet EPR 016316		Q3330E-3	Issue: 7	Dated: 09-02-22 Dated: 02-11-20

Electrical Specifications

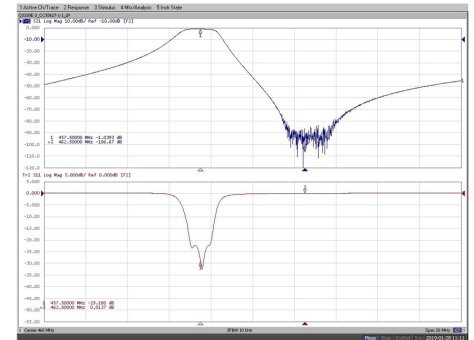
Frequency Range	MHz	450 to 470
Connectors		N-Female
Input VSWR (max)		1.5:1
Insertion loss (max) Tx to Ant	dB	1.3
Insertion loss (max) Rx to Ant	dB	1.3
Impedance	Ω	50
Average Input Power (max)	W	350
Frequency separation (min)	MHz	5
Isolation (min)	dB	85

Mechanical Specifications

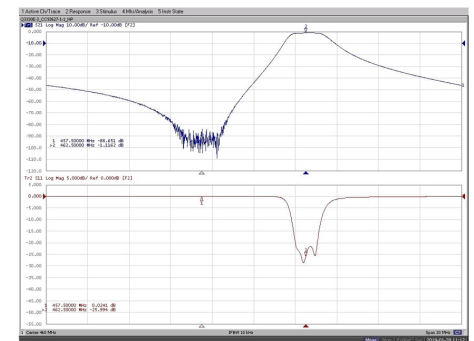
Width	in (mm)	19 (483)
Depth	in (mm)	11.38 (289)
Length/ Height	in (mm)	8.3 (211)
Finish		chromate conversion
Weight	lbs (kg)	23 (10.44)
Mounting configurations		19 inch rack
Actual shipping weight	lbs (kg)	25 (11.35)
Shipping dimensions	in (mm)	11x15x24 (279x381x610)

Environmental Specifications

Temperature range	°F (°C)	-40 to +140 (-40 to +60)
-------------------	---------	--------------------------



Example Plot



Example Plot

www.sinctech.com

Region	United States	Europe, Middle East, and Africa	Canada, Caribbean, and Latin America	Asia-Pacific
Telephone	1 800 263 3275	+44 (0) 1487 84 28 19	Canada: 1 800 263 3275 International: +1 905 726 7676	+1 905 727 0165
E-mail	salesusa@sinctech.com	salesuk@sinctech.com	salescan@sinctech.com	salesasia@sinctech.com

Product Specification Sheet
EPR 016316

Q3330E-3

Issue: 7

Dated: 09-02-22
Dated: 02-11-20