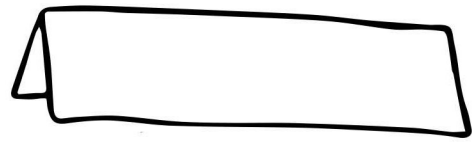
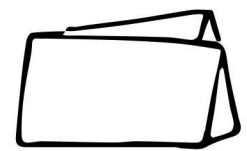


Don't
print
this
page
as part
of
the
zine.


How to fold a Zine



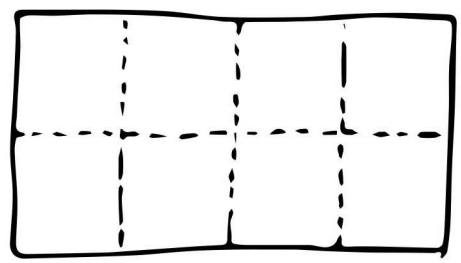
Fold in half



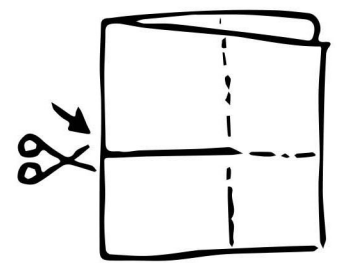
and in half
again



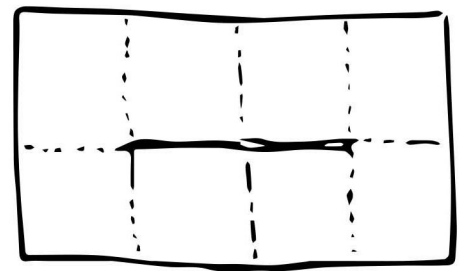
and in half
once more



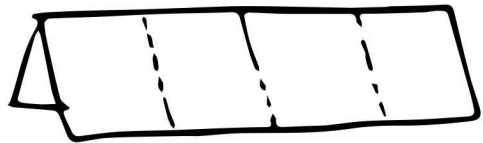
open out



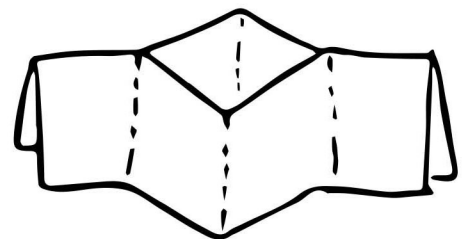
fold in half along
the short edge.
Cut from the fold
edge to the centre



there should be a
slit in the middle



fold along the
long edge



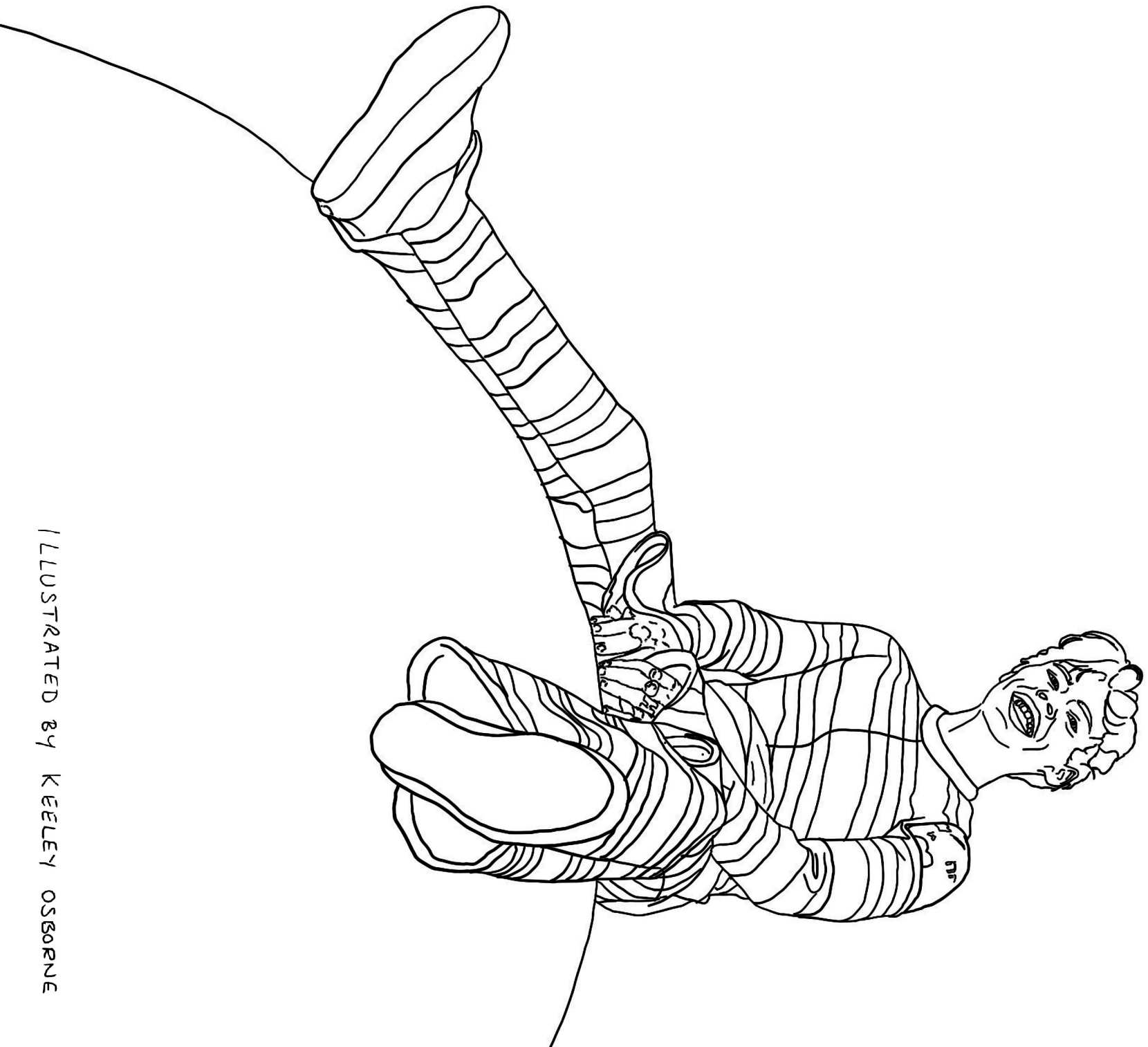
Push the ends in
until the middle pops
out



continue pushing the
ends until you can
fold it into a booklet


Select
doubled
sided
printing
option on
your
printer
settings.

COLOUR ME HARRY




ILLUSTRATED BY KEELEY OSBORNE

FROM THE DINING TABLE



Harry's Dream Dinner Guests



THIS ZINE WAS DESIGNED BY
FAT HEN AND FLO

ILLUSTRATED BY
KEELEY OSBORNE

Harry Styles merch available at

 fathenandflo.com

 [fat_hen_and_flo](https://www.instagram.com/fat_hen_and_flo)

IDOL ZINE HARRY STYLES

ISSUE FIVE



Harry's
House

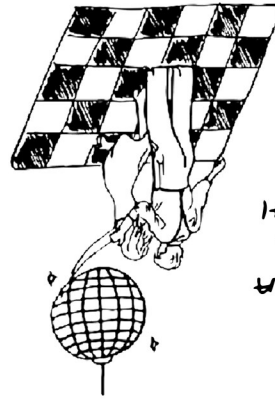


APPLETINI RECIPE HARRY'S FAVOURITE COCKTAIL

50ml VODKA 1 tsp LEMON JUICE
50ml CLOUDY APPLE JUICE 1 tsp MAPLE SYRUP
A SLICE OF APPLE, TO SERVE



STEP 1
SHAKE THE VODKA, APPLE
JUICE, LEMON JUICE +
MAPLE SYRUP IN AN ICE-
FILLED SHAKER UNTIL THE
OUTSIDE OF THE SHAKER
IS VERY COLD.
STEP 2
STRAIN INTO A
MARTINI GLASS +
GARNISH WITH
A SLICE OF
APPLE



"KISS IN THE KITCHEN LIPS ITS A DANCEFLOOR"
(JUNFLOWER, VOL. 6)