


PRINTABLE VALENTINES

DEEBEE'S
ORGANICS™

Tag us if you try it!
@deebesorganics

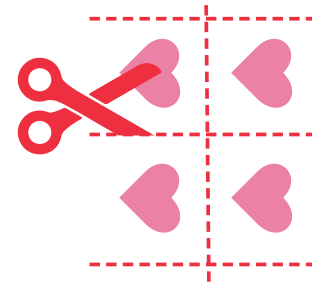
STEP 1.

Print your
Valentines.




STEP 2.

Cut out each
Valentine.



STEP 3.

Pinch the card & cut
along the dotted lines.



STEP 4.

Slide a frozen SuperFruit
Freezie through the cut slits
and share it with someone
you love!

