

MEARTI

E - SCOOTERS

The First Australian Electric Scooter

GTS MAX EVO

USER MANUAL



THANK YOU FOR CHOOSING MEARTH GTS MAX EVO

First of all, we welcome you on choosing one of Australia's most advanced Adult Electric Scooters from the First Australia Electric Scooter brand in the country.

From the entire team at Mearth, we would like to thank you for making an excellent choice. Rest assured, we are committed to providing you with professional after-sales support and care. Your purchase of the premium, top-tier, high-performing electric scooter, MEARTH GTS MAX will give you enjoyment and fun-filled times every time.

MEARTH
E - SCOOTERS
The First Australian Electric Scooter



GTS - MAX




QUICK TIPS AND REMINDERS



Certain States and Territories of Australia, either prohibit the use of, or have specific laws in place for the use of this Mearth product. Please comply with the applicable laws and regulations of your location and operate this product safely, legally and with enjoyment.

Please do not dispose of the battery contained in this product with general house-hold waste or recycling. Improper care in the disposal of Lithium batteries can cause danger and severe ecological issues. Please follow responsible disposal guidelines that can be obtained by contacting your local council.

Tampering with, or opening the battery of this product, unless authorised or trained, is not recommended due to safety risks, and almost definitely void your products' warranty. This product was sold into the Australian market and can only be charged using Australian power socket. Improper use can, and will, cause damage and potential injury. This product is intended for use only in Australia.



Feeling the rush of opening your newest Mearth GTS EVO MAX, that excitement, that adrenaline rush that can only come from the knowledge that you're about to unbox something freaking awesome!. We get it. In your GTS EVO MAX box you'll find the following items.



WHAT'S ON THE BOX



MEARTH GTS EVO MAX HANDLE



MEARTH GTS MAX EVO MAINFRAME



ACCESSORIES

M4 FLATHEAD SCREW X5 (ONE EXTRA)



BATTERY CHARGER




USER MANUAL

KNOW MORE ABOUT YOUR GTS MAX EVO



MOTOR POWER

GTS Evo - 1000 W*
GTS Max Evo - (2) 1200 W



BATTERY

GTS Evo - 13 Ah*
GTS Max Evo - 20.4 Ah*



CHARGING TIME

GTS Evo - 6 Hours
GTS Max Evo - 6 hours




TOP SPEED

GTS Evo - 45 Kph*
GTS Max Evo - 70 Kph*



MAXIMUM RANGE

GTS Evo - 70 Km*
GTS Max Evo - 100 Km*



MAXIMUM LOAD

*100-150 Kg



WEIGHT

GTS Evo - 33 Kgs
GTS Max Evo - 41 Kgs

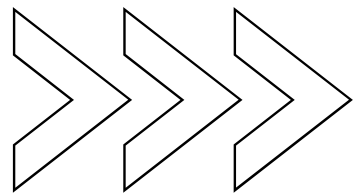
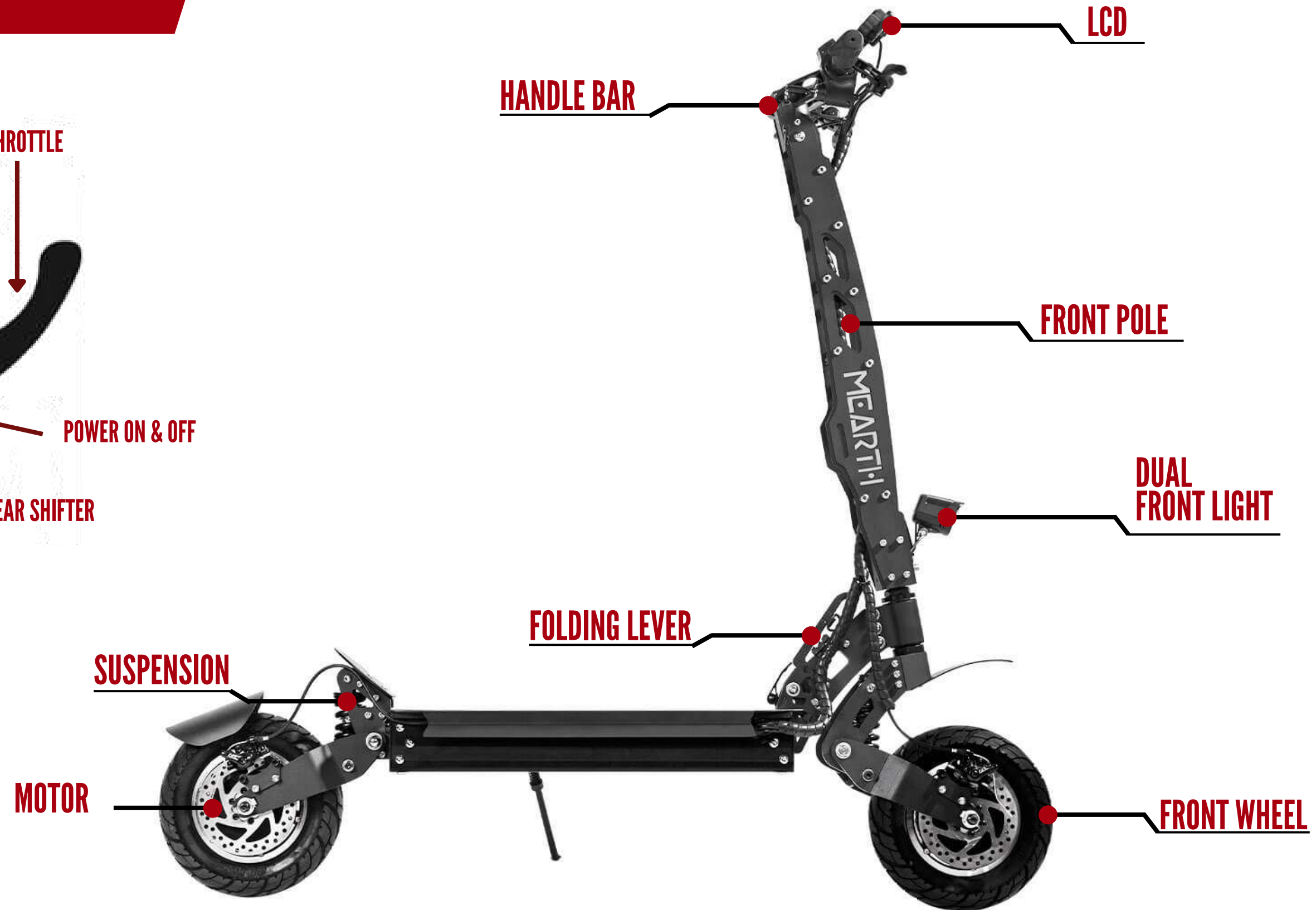
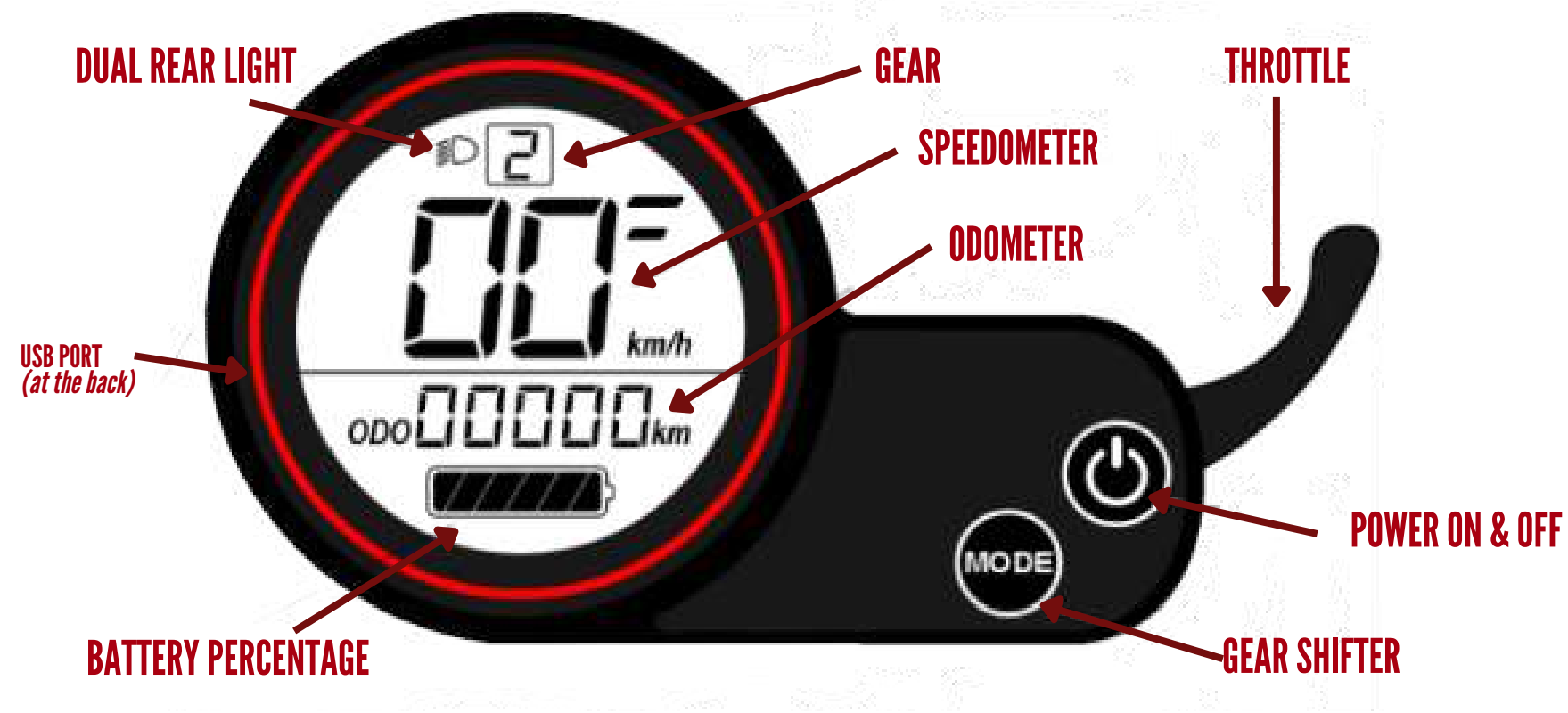


WHEEL DIAMETER

10 Inches



PARTS OF GTS MAX EVO



ASSEMBLING YOUR ESCOOTER




Unfold the stem and push it until you hear a **CLICK**. Then unfold the kickstand to support the scooter


Firmly connect the wires inside the handle and the stem. Slide the handle onto the stem. Be aware of the correct orientation.

Install four screws (two each side) with hex wrench

Verify if your Mearth Scooter powers on and off.



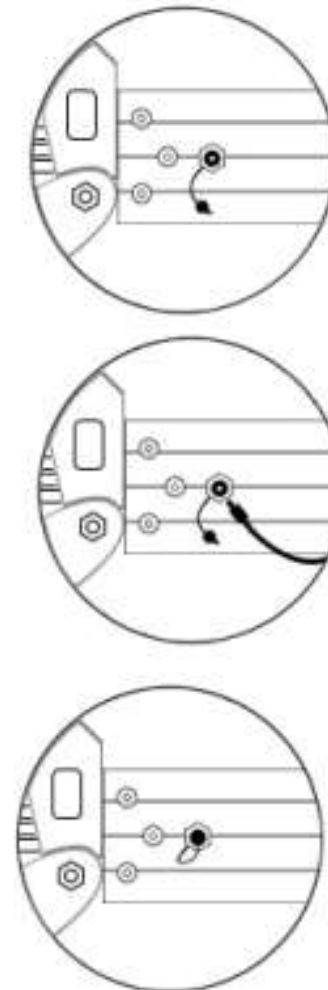
CHARGING



OPEN THE CHARGE PORT COVER.

INSERT THE CHARGE PLUG.

CLOSE THE CHARGE PORT COVER WHEN FINISHED.

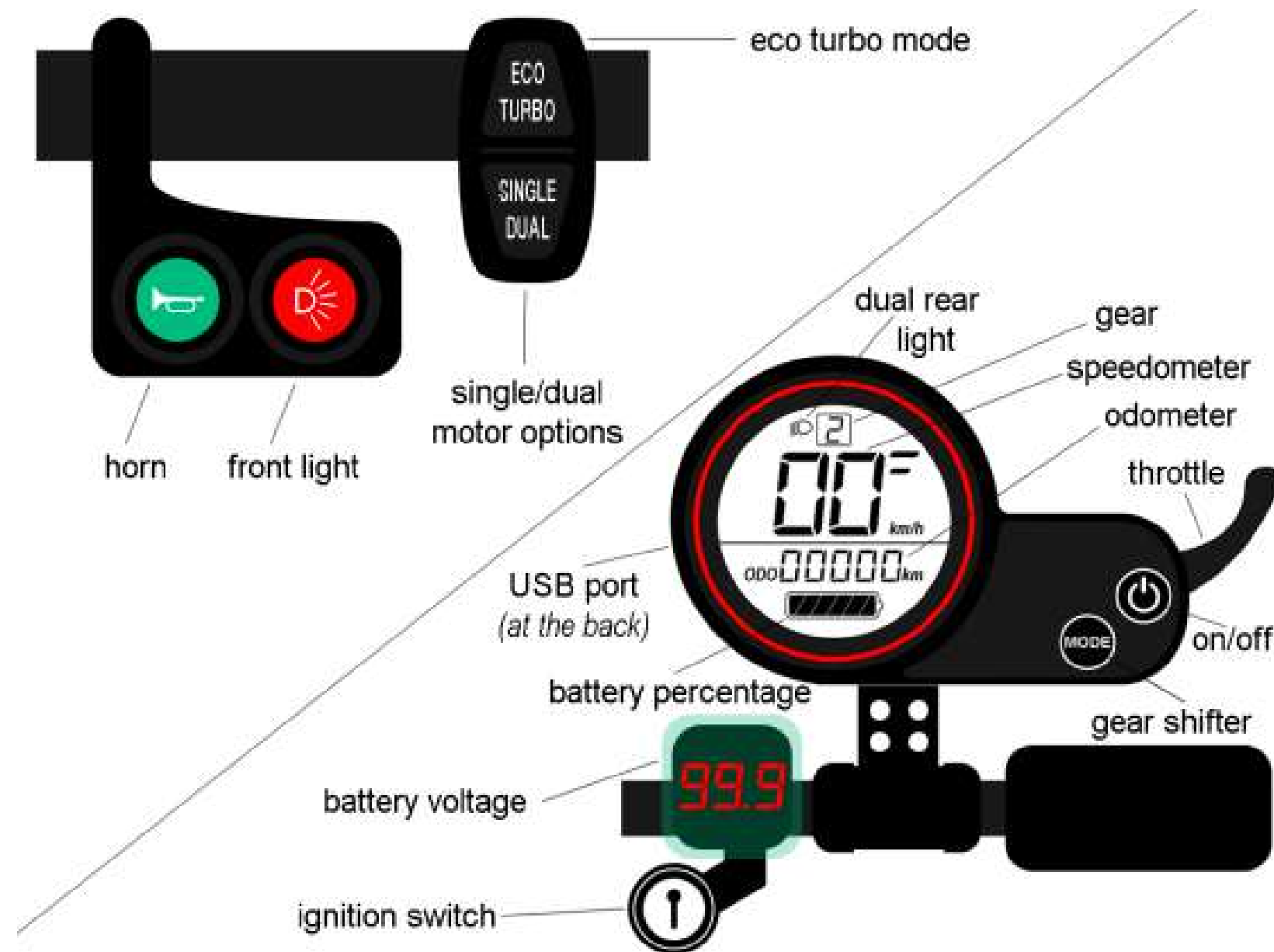


REMINDER:

Do not connect the charger if the charging cable is wet. Your Mearth scooter is fully charged when the LED is on **GREEN** and **RED** still charging.
CHARGING: 3.5 HRS - 6 HOURS TO FULLY CHARGE

GENERAL OPERATION.

YOUR NEW GTS MAX IS FITTED WITH AN ALL-NEW, EASY TO READ HUD.



1. Turn the **ignition key** clockwise then press and hold the **"on/off"** button until you see the display activate the e-scooter to turn it off, just simply turn the **ignition key** counterclockwise.
2. The GTS Max is in **dual motor** function when turned on. You can change it to a **single motor** function by pressing **single/dual** motor button.
3. To change gears, simply press the **"MODE"** button.
4. Pressing **eco-turbo** will give extra power and speed when in higher gear & in dual motor function.
5. Press the **"on/off"** button to display the **trip meter, battery voltage, and odometer.**
6. To activate the **dual rear light**, press and hold the **"MODE"** button for 3 seconds until you see the rear light icon on the LCD.
7. You can use the USB port at the back of the LCD for your other devices.
8. To open front light, press the light button beside the horn button at the left side of the handlebar.

HOW TO REMOVE THE SPEED LIMIT FOR GTS MAX EVO

1. Press the Power and Mode button at the same time to show the P settings
2. Go to P8 by pressing the Power button
3. Once your on P8, press Mode Button
4. Change the P8 setting to 70 by pressing power button (70 is the max)
5. To return to the main screen, press the power and mode button again at the same time

ADVANCED SETTINGS:

ADVANCED SETTINGS FOR MEARTH GTS MAX EVO

P01 BACKLIGHT BRIGHTNESS, LEVEL 1 IS THE DARKEST; LEVEL 3 IS THE BRIGHTEST

P02 MILEAGE UNIT, 0: KM 1: MILE

P04 SLEEP TIME: 0, DO NOT SLEEP; OTHER FIGURES ARE SLEEP TIME, RANGE: 1-60, UNIT MINUTES

P08 SPEED LIMIT, LIMIT THE MOTOR MAX SPEED

P09 ZERO START, NON-ZERO START SETTING, 0: ZERO START, 1: NON-ZERO START

P11 (ABS BRAKE SELECTION 0 TO 5)

P17 "0: DISABLE CRUISE, 1: ENABLE CRUISE; AUTO CRUISE CAN BE OPTIONAL (REQUIRES CONTROLLER SUPPORT)"

P19 0 GEAR ENABLE BIT, 0: INCLUDING 0 GEAR, 1: NOT INCLUDING 0 GEAR

REMINDERS & MAINTENANCE

- ⚠ DO NOT ride the scooter in the rain
- ⚠ DO NOT ride over speed bumps, thresholds, or other bumps at HIGH SPEED
- ⚠ Watch your head when passing through doorways
- ⚠ Watch your speed when traveling downhill. Use both brakes together when traveling at high speed.
- ⚠ DO NOT press the throttle when walking with the scooter.
- ⚠ Avoid contacting obstacles with the tire/wheel.
- ⚠ DO NOT carry heavy objects on the handlebar.
- ⚠ DO NOT ride on public road, motorways, or highways
- ⚠ Do not rotate the handle violently while driving at high speed
- ⚠ Do NOT ride through puddles or other bodies of water deeper than 1 inch (2cm)
- ⚠ The Mearth Scooter is for one rider only. Do not ride double or carry any passengers. DO NOT carry a child while riding the scooter.

Cleaning and Storage

Use a soft, wet cloth to wipe the mainframe clean. Hard-to-remove dirt can be scrubbed with a toothbrush and toothpaste, and cleaned with a soft, wet cloth. Scratches on the plastic part can be polished with fine grit abrasive paper.

NOTE:

Do not wash your Mearth Scooter with alcohol, gasoline, acetone, or other corrosive/volatile solvents. These substances may damage the appearance and internal structure of your Mearth Scooter. Do not wash your Mearth Scooter with a power washer or hose.

Make sure the Mearth Scooter is powered OFF, the charging cable is unplugged, and the rubber cap on the charge port is tightly sealed before cleaning; otherwise you may damage the electronics components.

Store your Mearth GTS MAX Scooter in a cool, dry place. Do not store it outdoors for extended periods of time. Exposure to sunlight and temperature extremes (both hot and cold) will accelerate the aging process of the plastic components and may reduce battery life.

Battery Pack Maintenance

Do not store or charge the battery at temperatures outside the stated limits (see Specifications). Do not puncture the battery.

Refer to your local laws and regulations regarding battery recycling and/or disposal.


A well-maintained battery can perform well even after many miles of riding. Charge the battery after each ride and avoid draining the battery completely. When used at room temperature (70°F {22°C}) the battery range and performance are at its best; whereas using it at temperature below 32°F (0°C) can decrease range and performance. Typically at -4°F (-20°C) range can be half that of the same battery at 70°F (22°C). Battery range will recover when the temperature rises.

NOTE:

Typically, a fully charged battery should retain charge for 120-180 days in Standby mode. A low-power battery should retain for 30-60 days in Standby Mode. Remember to charge the battery after each use. Completely draining the battery may cause permanent damage to the battery. Electronics inside the battery record the charge-discharge condition of the battery damage caused by over-discharge or under-discharge will not be covered by the Limited Warranty.

WARNING:

Do not ride the ambient temperature outside the machine's preferred temperature (See Specifications) because low or high temperature will limit the maximum power or torque. Doing so could cause personal injury.



WARRANTY



Mearth Technology Pty. Ltd provides this warranty, return, and refund policy in addition to your rights under the Australian Consumer Law. Our products come with guarantees that cannot be excluded under the Australian Consumer Law.

We are delighted that you have purchased a new product from our Retailer or Partner, and we hope you enjoy using it. The customer service team at Mearth will be happy to answer or assist with any questions or concerns that you may have.

Please read all Terms and Conditions of our Warranty detail for all Customers.


Qualifications for Warranty Service

1. The Customer must register their warranty within one month of purchase by completing the online warranty card at www.mearth.com.au.
2. The Customer must keep their original invoice of purchase or receipt and present this when making any warranty claim. Failure to do so will render the warranty void.
3. The warranty is limited to the original Customer only and is not transferable to any subsequent owners.
4. The warranty is conditional upon the presentation of the Retailer's purchase invoice.
5. The warranty claim must be approved by Mearth and/or Partner Retailer at their discretion before any repairs are done.
6. The Customer agrees and is aware that the product must be repaired solely by Mearth or an approved Retailer. Any repair that will be carried out by third-party services will cancel the warranty unless authorized.

Warranty Coverage

1. Mearth provides the following warranty period and services:
 - 2 years of warranty from the date of purchase for the frame of any electric scooter model from Mearth
 - 1 year of warranty from the date of purchase for the motor, battery, main body, and controller of any electric scooter model from Mearth
2. Repair within 30 days is covered under Mearth's warranty. Repair fees apply after 30 days of purchase except for the frame, motor, and battery.

Visit our website to learn more : <https://www.mearth.com.au/pages/warranty-registration>



MEARTH

E - SCOOTERS
The First Australian Electric Scooter

WE THANK YOU FOR YOUR SUPPORT.



www.mearth.com.au



+61 488 854 129



Unit 1 Workit Spaces
Unit B1/13 21 Mandible St., Alexandria,
New South Wales, 2015, Australia



support@mearth.com.au