


OBJECTIVE


To be the first player to place four beads in a row either horizontally, vertically or diagonally.



HORIZONTAL



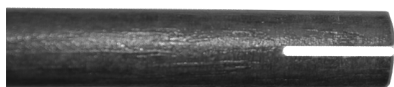
VERTICAL



DIAGONAL

SET UP

Remove the game from the packaging. Insert the 16 wooden posts into the 16 holes on the game base with the slotted end of the post going into the hole. Players choose colors and gather the 16 beads of their chosen color.



SLOTTED END OF POST



TO PLAY

Players determine which player will play first. Starting with all posts empty, the first player places a bead on any of the posts. Players alternate turns, placing a bead of their color on any post, until a player completes a string of four beads in a row.

MOVING GAME PIECES

In some cases, one or both players may place all sixteen of their beads on the posts without completing a string of four beads in a row. When this occurs, play continues by moving beads that have already been played. To move a bead during a turn, the player simply removes a bead of their color from the topmost position on a post and places it on a different post.

Important rules about moving beads are:

- Only the topmost bead on any post may be moved.
- A player can only move a bead of their own color.

WINNING

The first player to place four beads in a row either horizontally, vertically or diagonally, is the winner.



See our entire line at:

ARE YOU GAME?