



# FIRE EQUIPMENT SIGNS & TAGS



450x600 MTL **834065**  
 450x600 POLY **841042**  
 300x450 MTL **834064**  
 300x450 POLY **834970**  
 250x350 LUM (SS) **833475**  
 225x300 MTL **841044**  
 225x300 POLY **841043**  
 180x250 SS **838593**



450x600 MTL **834061**  
 450x600 POLY **841130**  
 300x450 MTL **834060**  
 300x450 POLY **834967**  
 250x350 LUM (SS) **833472**  
 225x300 MTL **841132**  
 225x300 POLY **841131**  
 180x250 SS **838594**



450x600 MTL **843019**  
 450x600 POLY **843018**  
 300x450 MTL **835975**  
 300x450 POLY **834966**  
 250x350 LUM (SS) **841055**  
 225x300 MTL **843021**  
 225x300 POLY **843020**  
 180x250 SS **841054**



450x600 MTL **841067**  
 450x600 POLY **841066**  
 300x450 MTL **835970**  
 300x450 POLY **834968**  
 250x350 LUM (SS) **833473**  
 225x300 MTL **841069**  
 225x300 POLY **841068**  
 180x250 SS **838651**



300x450 MTL **835971**  
 300x450 POLY **834969**  
 250x350 LUM (SS) **833474**  
 225x300 MTL **841048**  
 225x300 POLY **841047**  
 180x250 SS **838652**



450x600 MTL **841050**  
 450x600 POLY **844770**  
 300x450 MTL **835973**  
 300x450 POLY **834964**  
 250x350 LUM (SS) **833479**  
 225x300 MTL **843017**  
 225x300 POLY **841051**  
 180x250 SS **841053**



225x300 MTL **830274**  
 225x300 POLY **840983**  
 180x250 SS **840984**



450x600 MTL **832197**  
 450x600 POLY **841056**  
 300x450 MTL **832196**  
 300x450 POLY **834973**  
 250x350 LUM (SS) **73532**  
 225x300 MTL **841058**  
 225x300 POLY **841057**  
 180x250 SS **841059**



450x600 MTL **841126**  
 450x600 POLY **841125**  
 300x450 MTL **835974**  
 300x450 POLY **834965**  
 250x350 LUM (SS) **833480**  
 225x300 MTL **841128**  
 225x300 POLY **841127**  
 180x250 SS **841129**



450x600 MTL **832199**  
 450x600 POLY **841063**  
 300x450 MTL **832198**  
 300x450 POLY **834971**  
 250x350 LUM (SS) **833476**  
 225x300 MTL **841065**  
 225x300 POLY **841064**  
 180x250 SS **838653**



450x600 MTL **841095**  
 450x600 POLY **841094**  
 300x450 MTL **835976**  
 300x450 POLY **834974**  
 250x350 LUM (SS) **833481**  
 225x300 MTL **841097**  
 225x300 POLY **841096**  
 180x250 SS **841098**



450x600 MTL **834067**  
 450x600 POLY **841060**  
 300x450 MTL **834066**  
 300x450 POLY **834972**  
 250x350 LUM (SS) **833477**  
 225x300 MTL **841062**  
 225x300 POLY **841061**  
 180x250 SS **838654**



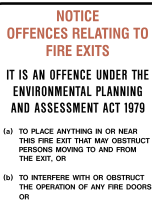
450x600 MTL **861096**  
 450x600 POLY **861095**  
 300x450 MTL **861098**  
 300x450 POLY **861097**  
 250x350 LUM (SS) **861094**  
 225x300 MTL **861100**  
 225x300 POLY **861099**  
 180x250 SS **861101**



450x600 MTL **835972**  
 450x600 POLY **841000**  
 300x450 MTL **841001**  
 300x450 POLY **834963**  
 250x350 LUM (SS) **833478**  
 225x300 MTL **841003**  
 225x300 POLY **841002**  
 180x250 SS **841004**



450x600 MTL **841071**  
 450x600 POLY **841070**  
 300x450 MTL **841073**  
 300x450 POLY **841072**  
 250x350 LUM (SS) **841077**  
 225x300 MTL **841075**  
 225x300 POLY **841074**  
 180x250 SS **841076**



250x180 POLY **832887**  
 180x250 SS **845890**



750x1200 MTL **841007**  
 400x800 MTL **843457**



450x300 POLY **841482**  
 250x180 SS **841483**



900x600 MTL **833392**  
 900x600 POLY **835596**



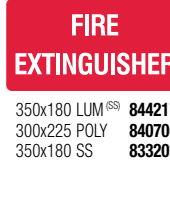
300x225 MTL **840693**  
 300x225 POLY **840692**  
 350x180 LUM (SS) **833201**



300x225 POLY **840696**  
 350x180 SS **833469**

For pricing see page 76.

WORKPLACE SAFETY



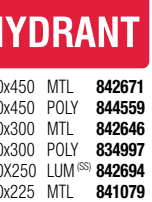
350x180 LUM (SS) **844217**  
 300x225 POLY **840700**  
 350x180 SS **833202**



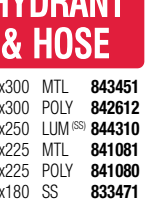
300x225 MTL **848059**  
 300x225 POLY **841776**  
 350x180 LUM (SS) **848060**  
 350x180 SS **833203**



300x225 POLY **840698**  
 350x180 LUM (SS) **845886**



600x450 MTL **842671**  
 600x450 POLY **844559**  
 450x300 MTL **842646**  
 450x300 POLY **834997**  
 350x250 LUM (SS) **842694**  
 300x225 MTL **841079**  
 300x225 POLY **841078**  
 350x180 SS **833204**  
 250x180 SS **842628**



450x300 MTL **843451**  
 450x300 POLY **842612**  
 350x250 LUM (SS) **844310**  
 300x225 MTL **841081**  
 300x225 POLY **841080**  
 350x180 SS **833471**



300x225 MTL **848058**  
 300x225 POLY **848057**  
 350x180 LUM (SS) **848056**  
 350x180 SS **848055**



300x225 MTL **845858**  
 300x225 POLY **845856**  
 350x180 LUM (SS) **845853**



300x225 POLY **840995**  
 350x180 SS **840996**



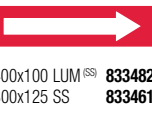
450x180 LUM (P) **843215**  
 450x180 LUM (M) **845483**  
 450x180 LUM (SS) **833399**  
 450x180 MTL **835842**  
 450x180 POLY **835258**



300x225 MTL **845857**  
 300x225 POLY **845855**  
 350x180 LUM (SS) **845854**



300x125 SS **830259**



400x100 LUM (SS) **833482**  
 300x125 SS **833461**



300x125 LUM (SS) **840977**  
 300x125 SS **840976**



400x100 LUM (SS) **840708**



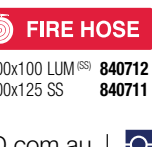
400x100 LUM (SS) **833483**  
 300x125 SS **833462**



400x100 LUM (SS) **833484**  
 300x125 SS **833463**



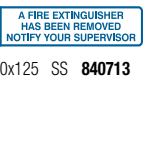
400x100 LUM (SS) **840706**  
 300x125 SS **840705**



400x100 LUM (SS) **840712**  
 300x125 SS **840711**



400x100 LUM (SS) **840710**  
 300x125 SS **840709**

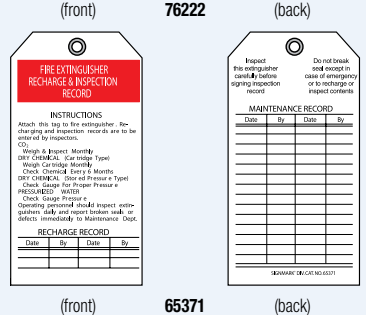
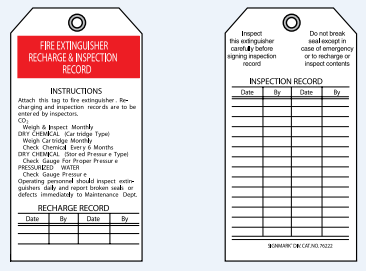


300x125 SS **840713**

## FIRE EXTINGUISHER TAGS

Ideal to keep track of fire extinguisher inspection dates.

### STANDARD PACKAGE: 25



Dimensions (W x H)	Material	Price (EX GST)
75 x 145mm	B-851	\$44.90



# FIRE EQUIPMENT SIGNS



**FIRE DOOR  
DO NOT BLOCK**

300x225 POLY **840690**  
350x180 SS **833465**

**FIRE DOOR  
DO NOT OBSTRUCT**

300x225 MTL **840691**  
300x225 POLY **840989**  
350x180 SS **840990**  
350x180 LUM **847201**

**FIRE DOOR  
DO NOT OBSTRUCT  
DO NOT KEEP OPEN**


300x225 POLY **840992**  
350x180 LUM **845887**  
350x180 SS **840993**

**FIRE DOOR  
KEEP CLOSED**

300x225 POLY **840694**  
350x180 SS **833464**

**SMOKE DOOR  
DO NOT OBSTRUCT**

300x225 POLY **840986**  
350x180 SS **840987**



180x180 LUM **847352** 180x180 LUM **847350** 100x400 LUM **73520** 100x400 LUM **841105** 100x400 POLY **834990** 100x400 LUM **73531** 100x400 LUM **73537** 100x400 POLY **841099**  
180x180 SS **847353** 180x180 SS **847351** 100x400 POLY **834986** 100x400 POLY **841104** 100x400 SS **833456** 100x400 POLY **834988** 100x400 POLY **834989** 100x400 SS **833455**



350 Tri POLY **832800**  
350 Tri SS **846337**



350 Tri POLY **832821**  
350 Tri SS **846334**



350 Tri POLY **832812**  
350 Tri SS **846332**



350 Tri POLY **832826**  
350 Tri SS **846333**



350 Tri POLY **832892**  
350 Tri SS **847232**



350 Tri POLY **832803**  
350 Tri SS **846331**



200 Dia POLY **832899**  
200 Dia SS **836731**



200 Dia POLY **832897**  
200 Dia SS **836734**



200 Dia POLY **832801**  
200 Dia SS **836732**



200 Dia POLY **840972**  
200 Dia SS **840973**



200 Dia POLY **832898**  
200 Dia SS **836733**



200 Dia POLY **832959**  
200 Dia SS **836736**



225x225 POLY **835730**



225x225 POLY **835731**



225x225 POLY **835732**



225x225 POLY **835733**



225x225 POLY **835735**



225x225 POLY **834619**



225x225 POLY **834620**



225x225 POLY **834621**



225x225 POLY **834622**



225x225 POLY **834623**



225x225 POLY **834624**

# EXTINGUISHER I.D NEW ZEALAND



350 Tri POLY **841005**  
350 Tri SS **846306**



350 Tri POLY **832508**  
350 Tri SS **846336**



350 Tri POLY **848063**  
350 Tri SS **848064**



350 Tri POLY **848065**  
350 Tri SS **848066**



350 Tri POLY **832515**  
350 Tri SS **846335**



350 Tri POLY **832516**  
350 Tri SS **846309**



350 Tri POLY **832518**  
350 Tri SS **846310**



350 Tri POLY **832504**  
350 Tri SS **846307**



350 Tri POLY **848061**  
350 Tri SS **848062**

For pricing see page 76.

WORKPLACE SAFETY



## EXIT AND EVACUATION SIGNS



350x180 LUM<sup>(M)</sup> **835836**  
350x180 LUM<sup>(SS)</sup> **833393**  
350x180 POLY **832736**



350x180 LUM<sup>(M)</sup> **835838**  
350x180 LUM<sup>(SS)</sup> **833395**  
350x180 POLY **832706**



350x180 LUM<sup>(M)</sup> **835837**  
350x180 LUM<sup>(SS)</sup> **833394**  
350x180 POLY **832704**



450x180 LUM<sup>(M)</sup> **835839**  
450x180 LUM<sup>(SS)</sup> **833396**  
450x180 POLY **832738**



350x180 LUM<sup>(M)</sup> **841405**  
350x180 LUM<sup>(SS)</sup> **838533**  
350x180 POLY **841406**



350x180 LUM<sup>(M)</sup> **841397**  
350x180 LUM<sup>(SS)</sup> **838534**  
350x180 POLY **836740**



350x180 LUM<sup>(M)</sup> **841407**  
350x180 LUM<sup>(SS)</sup> **843034**  
350x180 POLY **838535**  
350x180 POLY **841408**



350x180 LUM<sup>(M)</sup> **841403**  
350x180 LUM<sup>(SS)</sup> **838536**  
350x180 POLY **841404**



450x180 LUM<sup>(M)</sup> **835841**  
450x180 LUM<sup>(SS)</sup> **833398**  
450x180 POLY **841150**



450x180 LUM<sup>(M)</sup> **835855**  
450x180 LUM<sup>(SS)</sup> **833420**  
450x180 POLY **841149**



450x180 LUM<sup>(M)</sup> **844386**  
450x180 LUM<sup>(SS)</sup> **844388**  
450x180 POLY **850942**  
450x180 POLY **844387**



350x180 LUM<sup>(M)</sup> **835851**  
350x180 LUM<sup>(SS)</sup> **834730**  
350x180 POLY **832720**



350x180 LUM<sup>(M)</sup> **835853**  
350x180 LUM<sup>(SS)</sup> **833418**  
350x180 POLY **832749**



350x180 LUM<sup>(M)</sup> **835852**  
350x180 LUM<sup>(SS)</sup> **833417**  
350x180 POLY **832748**



450x180 LUM<sup>(M)</sup> **835857**  
450x180 LUM<sup>(SS)</sup> **833416**  
450x180 POLY **832747**



450x180 LUM<sup>(M)</sup> **835850**  
450x180 LUM<sup>(SS)</sup> **836645**  
450x180 POLY **844023**



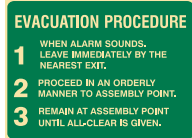
450x180 LUM<sup>(M)</sup> **835854**  
450x180 LUM<sup>(SS)</sup> **833419**  
450x180 POLY **841146**



450x180 LUM<sup>(M)</sup> **835840**  
450x180 LUM<sup>(SS)</sup> **833397**  
450x180 POLY **841147**



600x450 MTL **832491**  
600x450 POLY **835365**



450x300 MTL **841530**  
50x300 POLY **835335**



350x250 LUM<sup>(M)</sup> **841148**  
350x250 LUM<sup>(SS)</sup> **833407**  
350x250 POLY **832729**



400x100 SS **841182**



400x100 LUM<sup>(SS)</sup> **841204**



400x100 LUM<sup>(SS)</sup> **841203**



200x45 SS **841185**  
400x100 SS **842404**



400x100 SS **842405**  
200x45 SS **841184**



180x180 LUM<sup>(SS)</sup> **846137**  
180x180 SS **847230**



450x180 LUM<sup>(M)</sup> **846140**  
450x180 LUM<sup>(P)</sup> **846139**  
450x180 LUM<sup>(SS)</sup> **846138**



450x180 LUM<sup>(M)</sup> **846143**  
450x180 LUM<sup>(P)</sup> **846142**  
450x180 LUM<sup>(SS)</sup> **846141**



180x180 LUM<sup>(M)</sup> **847228**  
180x180 SS **847229**



180x180 LUM<sup>(M)</sup> **847228**  
180x180 SS **846327**



150x150 LUM<sup>(SS)</sup> **852640**  
180x180 LUM<sup>(SS)</sup> **859125**  
180x180 SS **856390**

For pricing see page 76.



450x180 LUM<sup>(SS)</sup> **851513**  
450x180 LUM<sup>(M)</sup> **853697**  
450x180 LUM<sup>(P)</sup> **854623**  
450x180 MTL **853724**  
450x180 POLY **854765**  
300x125 LUM<sup>(SS)</sup> **859118**  
50x100 LUM<sup>(SS)</sup> **851413**



450x180 LUM<sup>(SS)</sup> **851518**  
450x180 LUM<sup>(M)</sup> **859119**  
450x180 LUM<sup>(P)</sup> **854622**  
450x180 MTL **856838**  
450x180 POLY **859120**  
300x125 LUM<sup>(SS)</sup> **859121**  
50x100 LUM<sup>(SS)</sup> **851408**



450x180 LUM<sup>(SS)</sup> **851517**  
450x180 LUM<sup>(M)</sup> **859122**  
450x180 LUM<sup>(P)</sup> **854624**  
450x180 MTL **859124**  
450x180 POLY **854766**  
300x125 LUM<sup>(SS)</sup> **859123**  
50x100 LUM<sup>(SS)</sup> **851409**



450x180 LUM<sup>(SS)</sup> **851514**  
450x180 LUM<sup>(M)</sup> **853363**  
450x180 LUM<sup>(P)</sup> **854621**  
450x180 MTL **859116**  
450x180 POLY **859115**  
300x125 LUM<sup>(SS)</sup> **859117**  
50x100 LUM<sup>(SS)</sup> **851412**



450x180 LUM<sup>(SS)</sup> **851515**  
450x180 LUM<sup>(M)</sup> **853362**  
450x180 LUM<sup>(P)</sup> **855427**  
450x180 MTL **859118**  
450x180 POLY **854764**  
300x125 LUM<sup>(SS)</sup> **859648**  
50x100 LUM<sup>(SS)</sup> **851411**



450x180 LUM<sup>(SS)</sup> **853361**  
450x180 LUM<sup>(M)</sup> **853722**  
450x180 LUM<sup>(P)</sup> **851516**  
450x180 MTL **853723**  
450x180 POLY **854767**  
300x125 LUM<sup>(SS)</sup> **859113**  
50x100 LUM<sup>(SS)</sup> **851410**

## EXIT LIGHT SIGNS



### ECONOMY

Complies with AS/NZS 2293.  
Economical choice. Fixed to mains power with a 2 hour battery backup.

**DIMENSIONS SINGLE SIDED:** 380 x 160 x 110mm (WxHxD)  
**DIMENSIONS DOUBLE SIDED:** 380 x 190 x 160mm (WxHxD)

Part No.	Description	Legend	Price (EX GST)
842462	Single-Sided	Exit (WorDED)	\$165.00
842463	Double-Sided	Exit (WorDED)	\$165.00
853677	Single-Sided	Run Man (Pictogram)	\$165.00
853678	Double-Sided	Run Man (Pictogram)	\$165.00

### JUMBO QUICKFIT

Complies to AS/NZS 2293. 32m viewing distance to suit rooms with high ceilings.

Part No.	Description	Legend	Price (EX GST)
859762	Single-Sided	Exit (WorDED)	\$495.00
859763	Double-Sided	Exit (WorDED)	\$495.00
859764	Single-Sided	Run Man (Pictogram)	\$495.00
859765	Double-Sided	Run Man (Pictogram)	\$495.00



### QUICKFIT

Complies with AS/NZS 2293. Easier installation. Indicate all exits and doors. Fixed to mains power with a 2 hour battery backup.

**DIMENSIONS:** 374 x 218 x 72mm (WxHxD)

Part No.	Description	Legend	Price (EX GST)
842466	Single-Sided	Exit (WorDED)	\$195.00
842467	Double-Sided	Exit (WorDED)	\$195.00
854963	Single-Sided	Run Man (Pictogram)	\$195.00
854964	Double-Sided	Run Man (Pictogram)	\$195.00



**DIMENSIONS SINGLE SIDED:** 636 x 305 x 95mm (WxHxD)  
**DIMENSIONS DOUBLE SIDED:** 636 x 305 x 122mm (WxHxD)

