

human BCMA, Fc/His-Tag

B cell maturation antigen

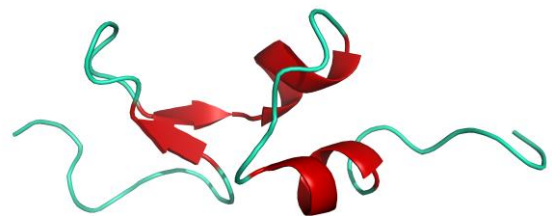
Cat. no. P2020-148

Product Information

Protein:	human BCMA, Fc/His-Tag (~ 34.3 kDa)
Uniprot#:	Q02223
Sequence:	MLQMAGQCSQNEYFDSLHACIPCQLRCSSTPPLTCQRYCNASVTNSVKGTNA Methionine at pos. 1 might be present due to cloning constraints, C-terminal His-tag and Fc-fusion not shown in sequence.
Source:	Recombinantly expressed in HEK293.
Tag(s):	Fc/His-tag, C-terminal
Purification:	Purified by affinity chromatography and subsequent buffer exchange.
Formulation:	PBS; pH 7.4 Liquid, stored and shipped at -80 °C.
Purity:	> 95 % (will be determined by densitometry of Coomassie stained gel, example next page)
Concentration:	Will be determined by BCA-Assay.
Long-term storage:	No recommendations.
Comment:	Protein migrates at higher molecular weight during SDS-PAGE due to posttranslational modifications.

Background Information:

B cell maturation antigen (BCMA), also known as tumor necrosis factor receptor superfamily member 17 (TNFRSF17), is a transmembrane glycoprotein crucial for the survival and function of B lymphocytes, particularly plasma cells. Signaling via BCMA is induced by binding to its ligands, a B cell activating factor (BAFF) and a proliferation-inducing ligand (APRIL), both of which are essential for B cell survival, maturation, and differentiation. BCMA has gained significant attention in the context of hematologic malignancies, particularly multiple myeloma. Aberrant expression of BCMA on myeloma cells contributes to the survival and proliferation of these malignant plasma cells. Therefore, a variety of therapeutic approaches targeting BCMA, such as bispecific antibody constructs, antibody-drug conjugates (ADCs), and chimeric antigen receptor (CAR)-modified T cell therapy, have been developed and revealed promising results in preclinical and clinical studies. Despite the progress in BCMA-targeted therapies, challenges regarding resistance mechanisms and relapse need to be further addressed.



Structural model of human BCMA


human BCMA, Fc/His-Tag

B cell maturation antigen

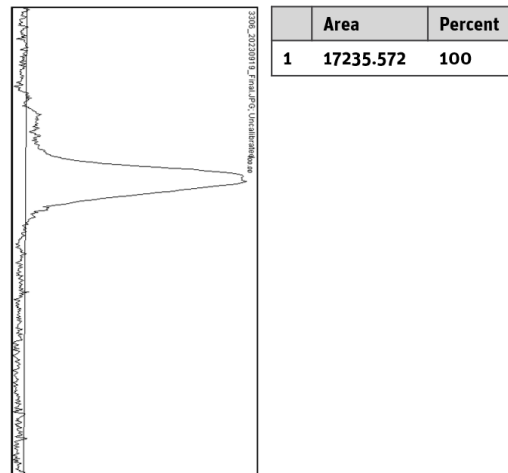
Cat. no. P2020-148

Product Information

Quality Information (provided for each lot):



SDS-PAGE/Coll.Coomassie



Histogram (of marked lane in gel picture)