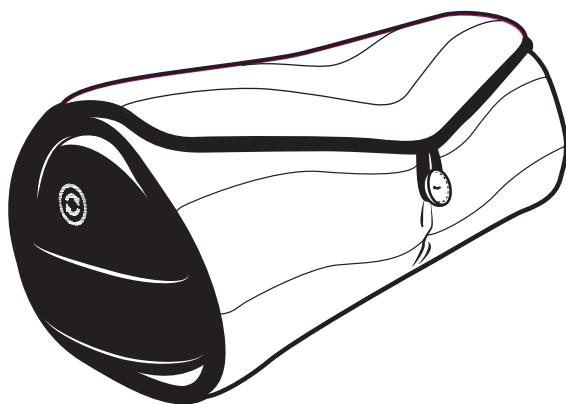


SYNCA

USER MANUAL

Roll up massage Cushion

MC280



This manual should be kept on hand for easy reference.
It is your guide to a safe and efficient operation.

IMPORTANT SAFETY INSTRUCTIONS

When using the product, all instructions and basic precautions should always be followed, including the following:

DANGER – To reduce the risk of electric shock:

Always unplug this product from the electrical outlet immediately after use and before cleaning.

WARNING – To reduce the risk of burns, fire, electric shock, or injury to persons:

- 1) The product should never be left unattended when plugged in. Unplug from outlet when it is not in use and before putting on or taking off parts.
- 2) Do not operate under blanket or pillow. Excessive heating can occur and cause fire. Electric shock, or injury to persons.
- 3) Close supervision is necessary when this product is used by, or near children, invalids, or disabled persons.
- 4) Use this product only for its intended use as described in this manual. Do not use attachments not recommended by the manufacturer.
- 5) Never operate this product if it is dropped, has a damaged cord or plug, a malfunction, or it is dropped into water. Return the product to service centre for examination and repair.
- 6) Do not carry this product by its supply cord or use cord as a handle.
- 7) Keep the cord away from heated surfaces.
- 8) Never operate the product with the air openings blocked. Keep the air openings free of lint, hair and the like.
- 9) Never drop or insert any object into any openings.
- 10) Do not use outdoors.
- 11) Do not operate where aerosol (Spray) products are being used or where oxygen is administered.
- 12) To disconnect, switch off all controls and remove plug from outlet.
- 13) The product is not intended for use by persons (including children) with reduced physical, sensory or mental capabilities or with the lack of experience and knowledge – unless they have been given supervision or instruction concerning use of the product by a person responsible for their safety.
- 14) Children should be supervised to ensure that they do not misuse the product.
- 15) Use heated surfaces carefully. May cause serious burns. Do not use over insensitve skin areas or in the presence of poor circulation. The unattended use of heat by children or incapacitated persons may be dangerous.
- 16) Do not use massager in close proximity to loose clothing or jewelry.
- 17) Keep long hair away from massager while in use.

SAVE THESE INSTRUCTIONS

This product is intended for household use only

How to operate

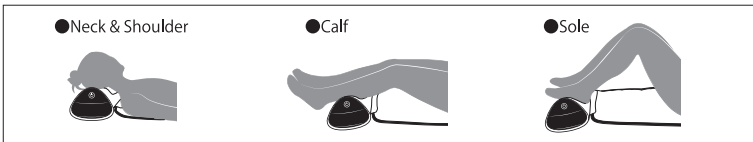
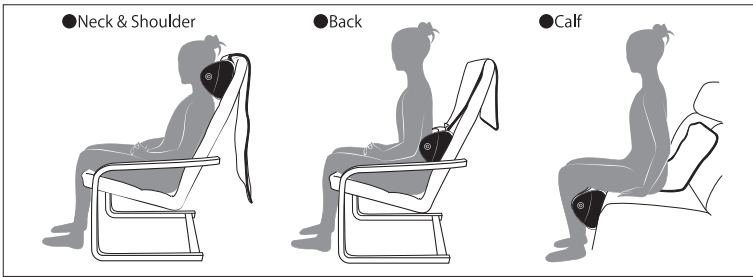
1. Plug in the mains plug or the car adaptor.
2. Press Power Switch to start massage ; press Power Switch again to turn on heat function. Press Power Switch and hold for 3 seconds to power off.
3. Press Function to change the kneading direction. The preset is clockwise kneading massage (Chinese massage) ; Press Function to change to anti-clockwise kneading massage (Thai massage).
4. 20 minutes timer set, which is convenient and safe.

After use : When the product is not in use, it should be unplugged.

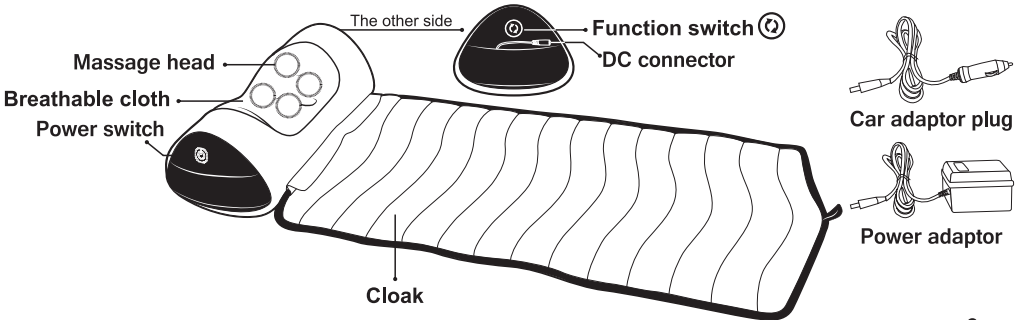
The massager is only to be used with the power adaptor provided with the appliance.

- ★ You can adjust massage strength with roll up mat.
- ★ You can keep massage position with roll up mat.

Massage position



Name and function of the machine parts



To clean and maintain the product

1. Cleaning

Before you clean, please make sure that the switch is in the off location. And the power plug has been pulled out from the socket. Please use dry cloth to clean the product.



Attention

- Please make sure that do not use benzene or thinner and other aggressive detergents to clean the product. Or the product may fade.

2. Maintenance

Make sure that the switch is off, and the power plug has been pulled out from the socket. Keep the product clean and far from the wet environment.

Technology parameter

Name: Roll up massage Cushion

Type : MC280


Rated Voltage : DC 12V 1.5A

Rated Power : 18W

Made in China

Johnson Health Tech. Co., Ltd.

No. 999, Sec.2, Dongda Rd. Daya Dist., Taichung City, Taiwan, R.O.C.

	<p>Correct Disposal of this product</p> <p>This marking indicates that this product should not be disposed with other household wastes throughout the EU. To prevent possible harm to the environment or human health from uncontrolled waste disposal, recycle it responsibly to promote the sustainable reuse of material resources. To return your used device, please use the return and collection systems or contact the retailer where the product was purchased. They can take this product for environmental safe recycling.</p>
-------------------------------------------------------------------------------------	--------------------------------------------------------------------------------------------------------------------------------------------------------------------------------------------------------------------------------------------------------------------------------------------------------------------------------------------------------------------------------------------------------------------------------------------------------------------------------------------------------------------------------------------------