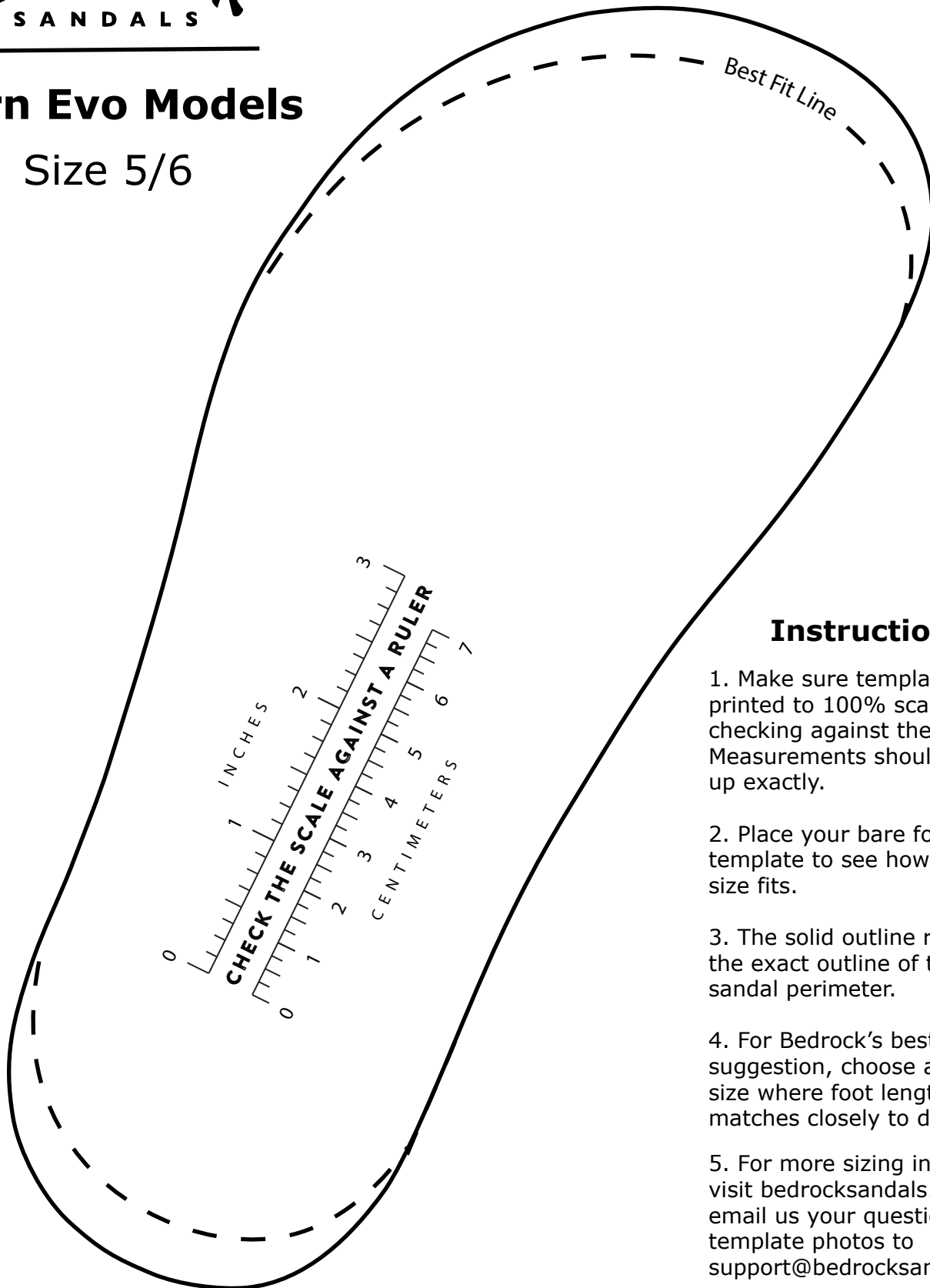




Cairn Evo Models

Size 5/6



Instructions

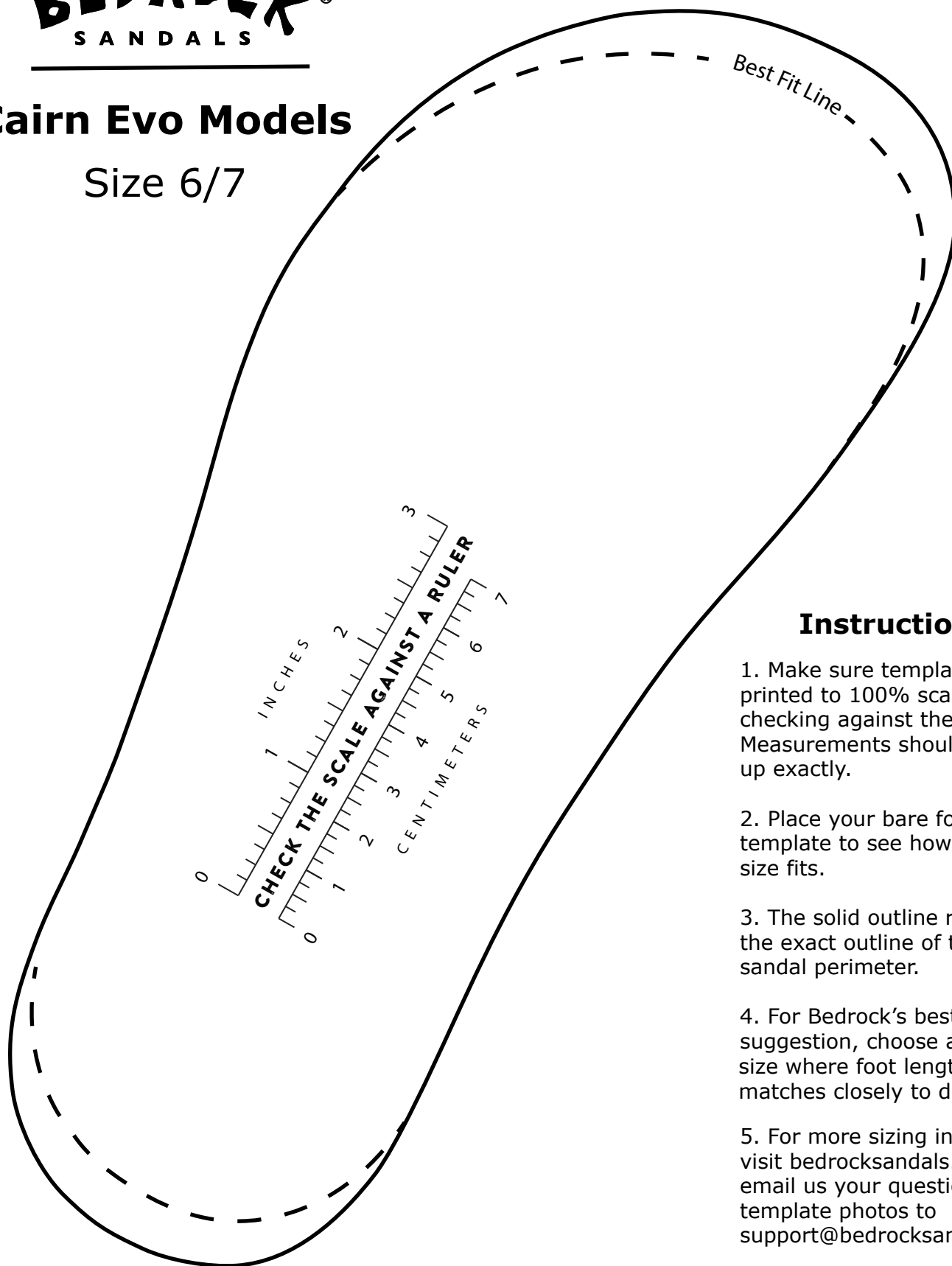
1. Make sure template is printed to 100% scale by checking against the ruler. Measurements should line up exactly.
2. Place your bare foot on this template to see how this size fits.
3. The solid outline represents the exact outline of the sandal perimeter.
4. For Bedrock's best fit suggestion, choose a size where foot length matches closely to dotted line.
5. For more sizing information visit bedrocksandals.com or email us your questions or template photos to support@bedrocksandals.com

Footwear built to free your outdoor soul. www.bedrocksandals.com



Cairn Evo Models

Size 6/7



Instructions

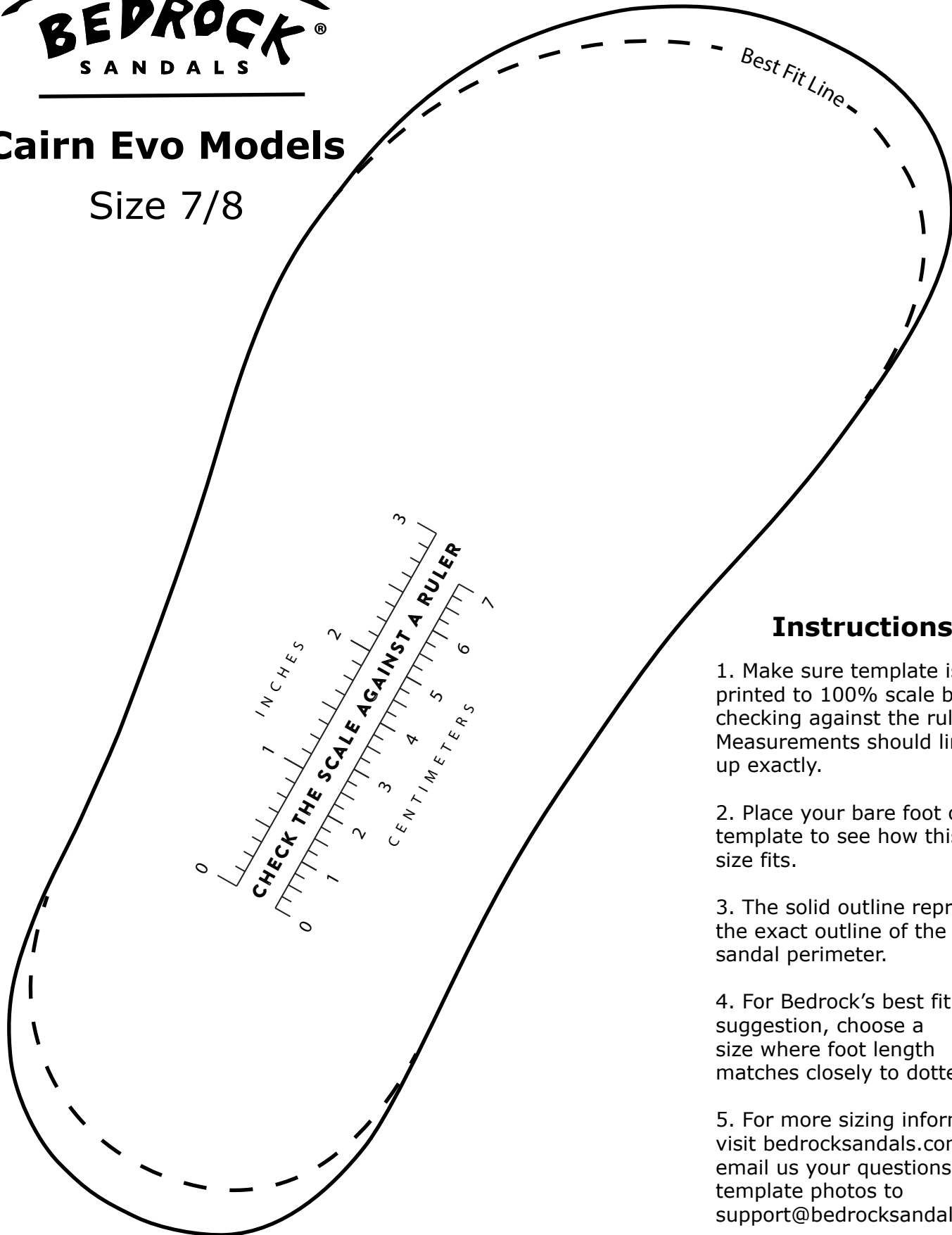
1. Make sure template is printed to 100% scale by checking against the ruler. Measurements should line up exactly.
2. Place your bare foot on this template to see how this size fits.
3. The solid outline represents the exact outline of the sandal perimeter.
4. For Bedrock's best fit suggestion, choose a size where foot length matches closely to dotted line.
5. For more sizing information visit bedrocksandals.com or email us your questions or template photos to support@bedrocksandals.com

Footwear built to free your outdoor soul. www.bedrocksandals.com



Cairn Evo Models

Size 7/8



Instructions

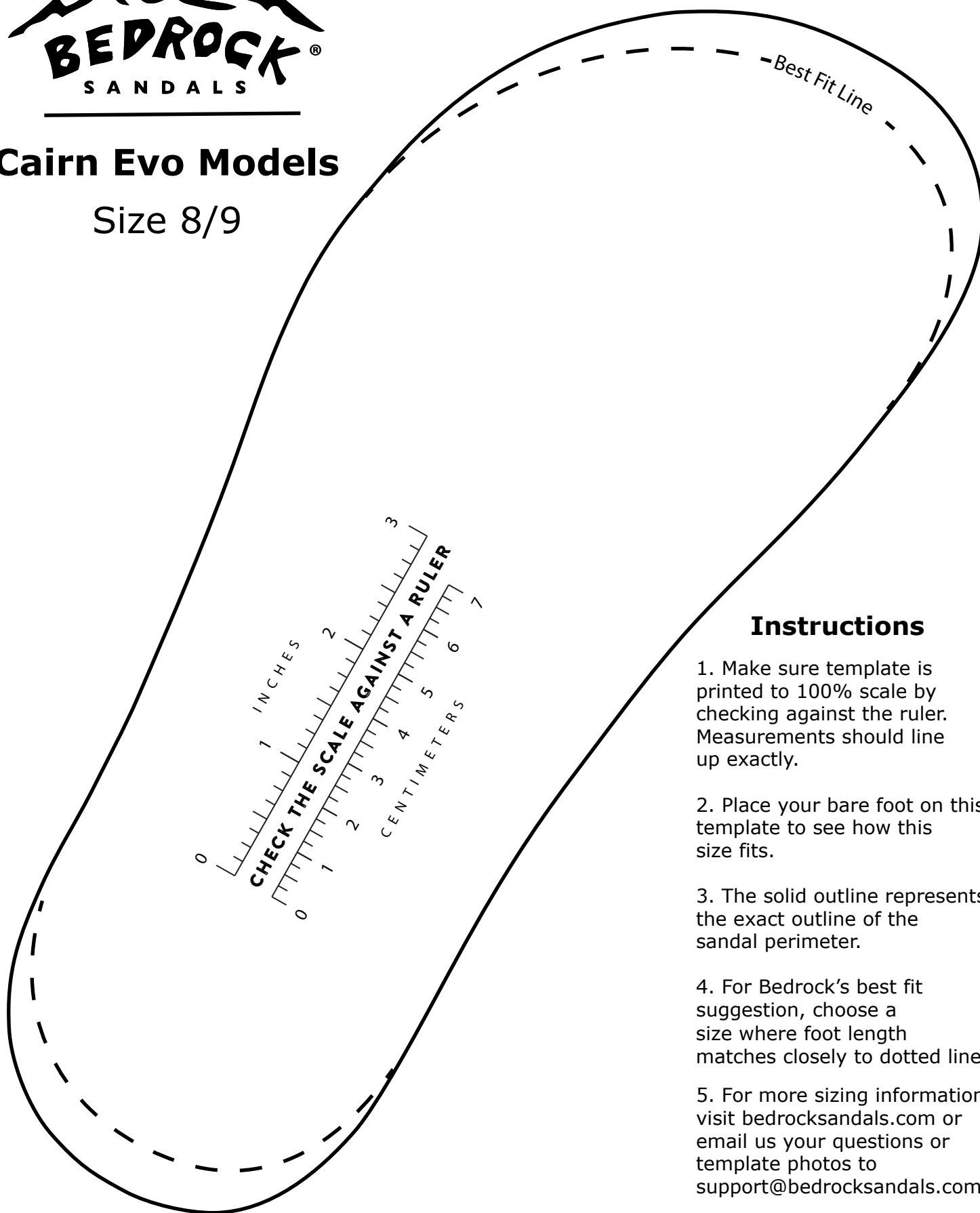
1. Make sure template is printed to 100% scale by checking against the ruler. Measurements should line up exactly.
2. Place your bare foot on this template to see how this size fits.
3. The solid outline represents the exact outline of the sandal perimeter.
4. For Bedrock's best fit suggestion, choose a size where foot length matches closely to dotted line.
5. For more sizing information visit bedrocksandals.com or email us your questions or template photos to support@bedrocksandals.com

Footwear built to free your outdoor soul. www.bedrocksandals.com



Cairn Evo Models

Size 8/9



Instructions

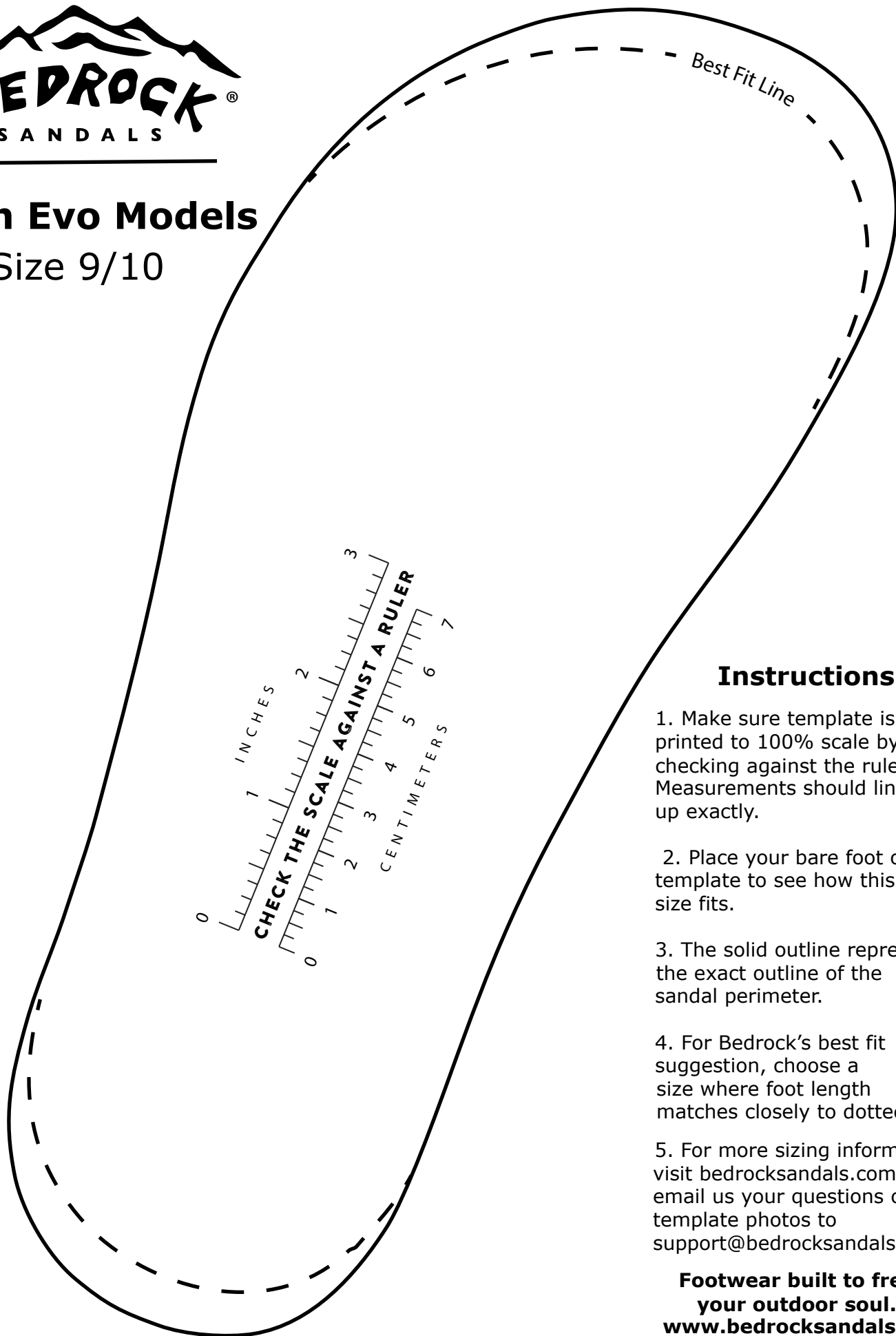
1. Make sure template is printed to 100% scale by checking against the ruler. Measurements should line up exactly.
2. Place your bare foot on this template to see how this size fits.
3. The solid outline represents the exact outline of the sandal perimeter.
4. For Bedrock's best fit suggestion, choose a size where foot length matches closely to dotted line.
5. For more sizing information visit bedrocksandals.com or email us your questions or template photos to support@bedrocksandals.com

Footwear built to free your outdoor soul. www.bedrocksandals.com



Cairn Evo Models

Size 9/10



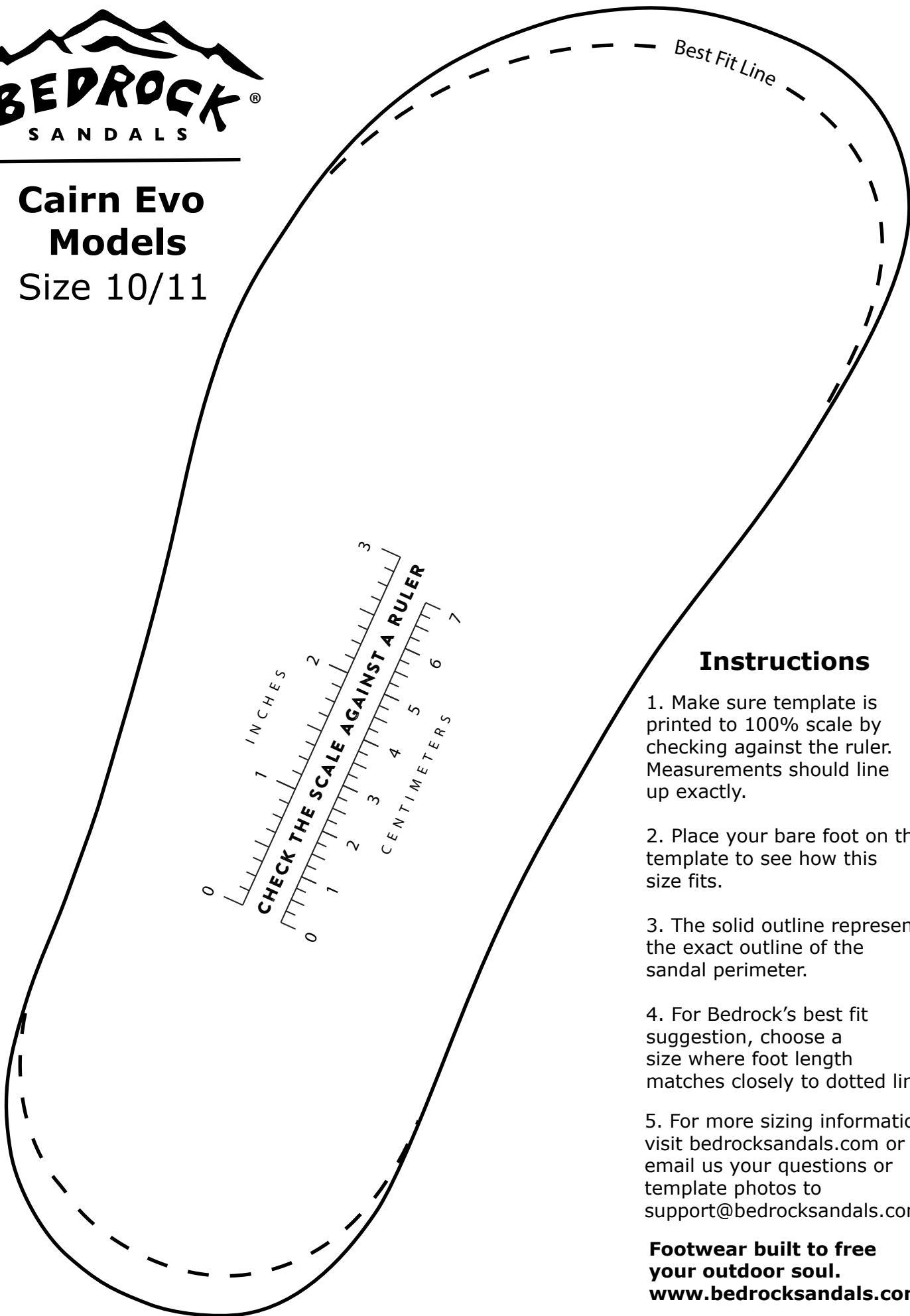
Instructions

1. Make sure template is printed to 100% scale by checking against the ruler. Measurements should line up exactly.
2. Place your bare foot on this template to see how this size fits.
3. The solid outline represents the exact outline of the sandal perimeter.
4. For Bedrock's best fit suggestion, choose a size where foot length matches closely to dotted line.
5. For more sizing information visit bedrocksandals.com or email us your questions or template photos to support@bedrocksandals.com

**Footwear built to free
your outdoor soul.
www.bedrocksandals.com**



**Cairn Evo
Models
Size 10/11**



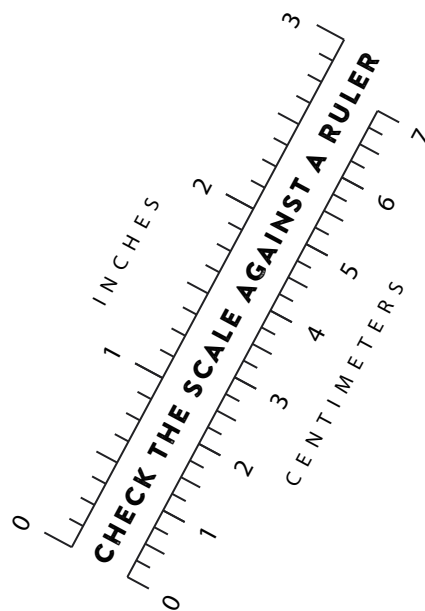
Instructions

1. Make sure template is printed to 100% scale by checking against the ruler. Measurements should line up exactly.
2. Place your bare foot on this template to see how this size fits.
3. The solid outline represents the exact outline of the sandal perimeter.
4. For Bedrock's best fit suggestion, choose a size where foot length matches closely to dotted line.
5. For more sizing information visit bedrocksandals.com or email us your questions or template photos to support@bedrocksandals.com

**Footwear built to free
your outdoor soul.
www.bedrocksandals.com**



**Cairn Evo
Models
Size 11/12**



Best Fit Line

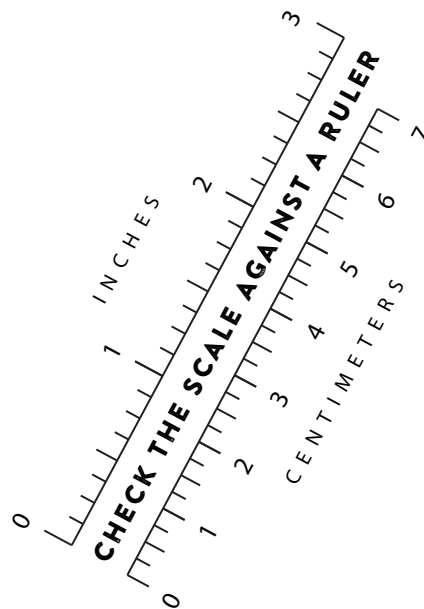
Instructions

1. Make sure template is printed to 100% scale by checking against the ruler. Measurements should line up exactly.
2. Place your bare foot on this template to see how this size fits.
3. The solid outline represents the exact outline of the sandal perimeter.
4. For Bedrock's best fit suggestion, choose a size where foot length matches closely to dotted line.
5. For more sizing information visit bedrocksandals.com or email us your questions or template photos to support@bedrocksandals.com

**Footwear built to free
your outdoor soul.
www.bedrocksandals.com**



**Cairn Evo
Models**
Size 12/13



Best Fit Line

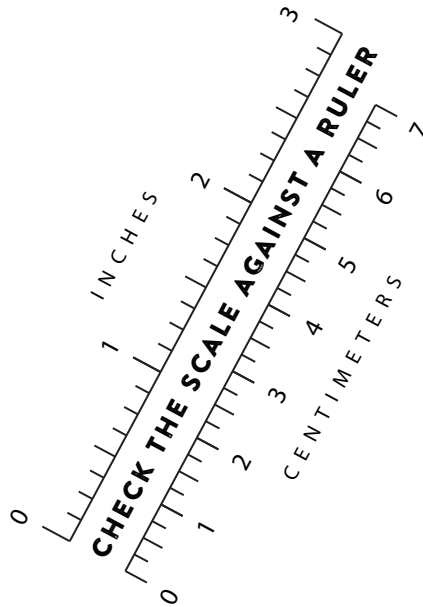
Instructions

1. Make sure template is printed to 100% scale by checking against the ruler. Measurements should line up exactly.
2. Place your bare foot on this template to see how this size fits.
3. The solid outline represents the exact outline of the sandal perimeter.
4. For Bedrock's best fit suggestion, choose a size where foot length matches closely to dotted line.
5. For more sizing information visit bedrocksandals.com or email us your questions or template photos to support@bedrocksandals.com

**Footwear built to free
your outdoor soul.**
www.bedrocksandals.com



**Cairn Evo
Models
Size 13/14**



Best Fit Line

Instructions

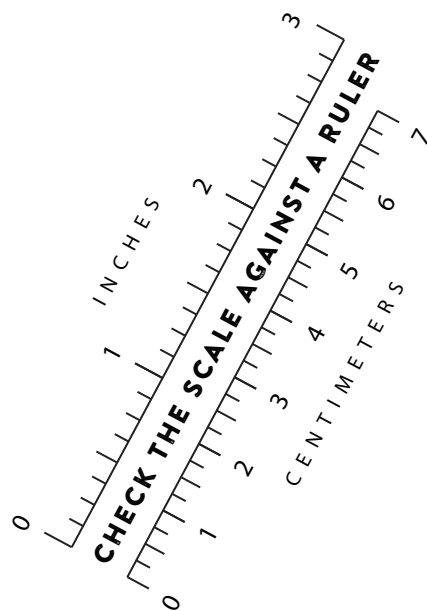
1. Make sure template is printed to 100% scale by checking against the ruler. Measurements should line up exactly.
2. Place your bare foot on this template to see how this size fits.
3. The solid outline represents the exact outline of the sandal perimeter.
4. For Bedrock's best fit suggestion, choose a size where foot length matches closely to dotted line.
5. For more sizing information visit bedrocksandals.com or email us your questions or template photos to support@bedrocksandals.com

**Footwear built to free
your outdoor soul.
www.bedrocksandals.com**



Cairn Evo Models

Size 14/15



Best Fit Line

Instructions

1. Make sure template is printed to 100% scale by checking against the ruler. Measurements should line up exactly.
2. Place your bare foot on this template to see how this size fits.
3. The solid outline represents the exact outline of the sandal perimeter.
4. For Bedrock's best fit suggestion, choose a size where foot length matches closely to dotted line.
5. For more sizing information visit bedrocksandals.com or email us your questions or template photos to support@bedrocksandals.com

**Footwear built to free
your outdoor soul.**
www.bedrocksandals.com