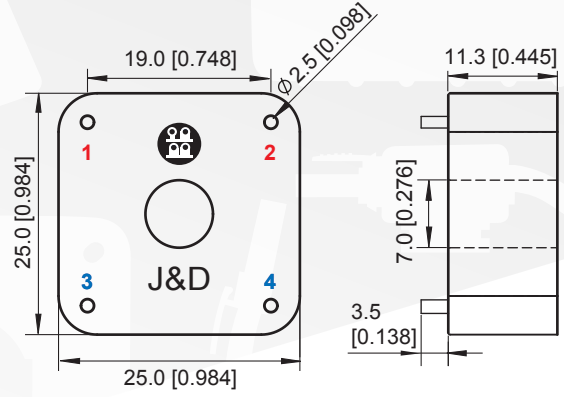


DIMENSIONS



Front View

Side View

■ Input Pin (1,2)
■ Output Pin (3,4)

Unit : mm [inch]

SPECIFICATION

| Series | MAIN SPECIFICATION(Primary current type : Secondary current type) | | | | | |
|--------|---|-----------------|-------------|--------------------------|-----------|----------|
| | Rated Current (Input:Output) | Frequency Range | Turns Ratio | Second Burden Resistance | Class | Mounting |
| JIV | 2mA/2mA | 50Hz to 400Hz | 1250T:1250T | $\leq 500\Omega$ | 0.5 Class | PCB |

DIAGRAM & TEST CIRCUIT

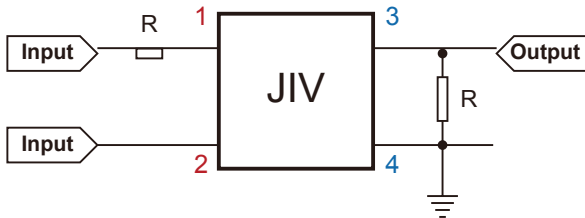


FIGURE 1
Precision Diagram

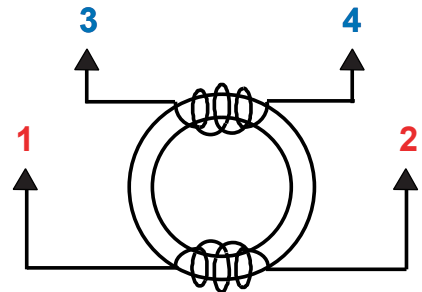


FIGURE 2
DCR Test Circuit