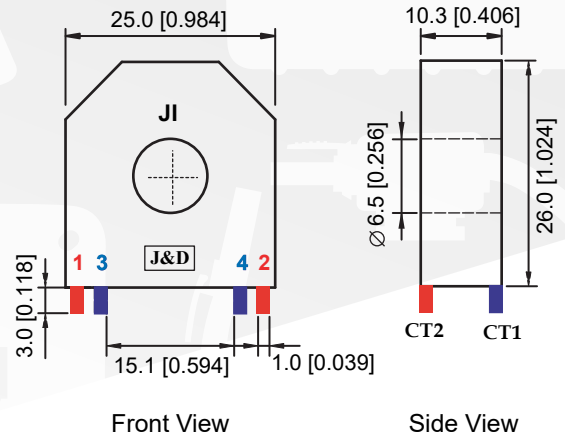
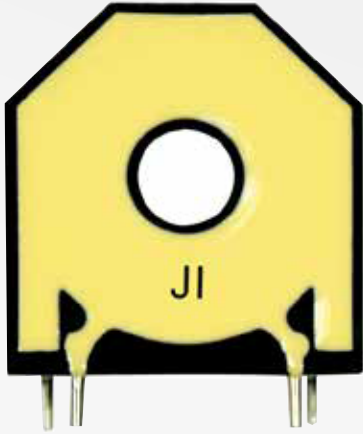


DIMENSIONS



■ Input Pin (1,2)
■ Output Pin (3,4)

Unit : mm[inch]

SPECIFICATION

Series	MAIN SPECIFICATION(Primary current type : Secondary current type)					
	Rated Current (Input:Output)	Frequency Range	Turns Ratio	Second Burden Resistance	Class	Mounting
JI	2mA/2mA	50Hz to 400Hz	1250T:1250T	≤500Ω	0.5 Class	PCB

※ The operating temperature is rated from -40°C to +85°C, but it may vary when the installer choose the resistor for primary voltage.

DIAGRAM & TEST CIRCUIT

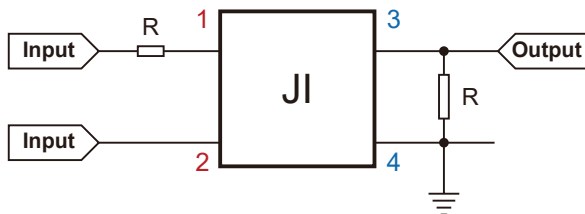


FIGURE 1
Precision Diagram

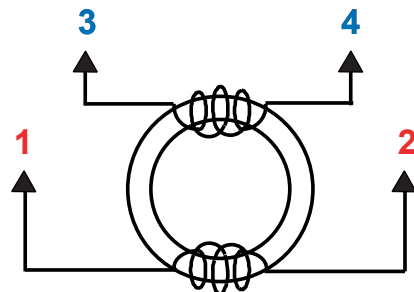


FIGURE 2
DCR Test Circuit