



GLO Brilliant™
Personal Teeth Whitening Device



www.gloscience.com

We're GLO Science™

GLO Science brings together breakthrough science and intuitive design in beauty and oral care. We are committed to bringing groundbreaking innovations in teeth whitening and oral health to the dental professional and to consumers at home.

Invented by Dr. Jonathan B. Levine, visionary product inventor, oral health expert and NYC aesthetic dentist, your GLO Brilliant™ Device is guaranteed to get your smile white. Clinically proven five shades in five days with little to no sensitivity.

GLO® believes in the power of the smile for everyone, and provides oral health initiatives to under-served communities globally through the GLO Good Foundation. We are excited for you to join us on our mission!

It's time to smile, put it on, press power and GLO!

What's inside




Quick Start to GLO Brilliant™ Whitening



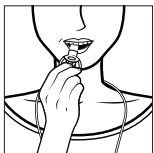
Get Ready to GLO®

Start with a fully-charged control and place it around your neck. Remove mouthpiece from case and firmly attach it into the side of the control.



1 Apply Lip Treatment & Open GLO Vial

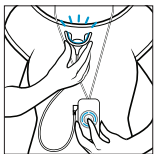
First apply a thin layer of GLO Lip Treatment to your top and bottom lips (inside and out). Pull cap off GLO Vial. Squeeze small amount of gel onto the applicator brush tip.



2 Apply Whitening Gel

In a circular motion apply a thin layer of gel to the top and bottom teeth, fronts only. Gel will foam. Use contents of one GLO Vial for all four applications. We included extra gel so you may have some left in the Vial, which you can use for touch up on-the-go whitening.

Tip: Apply GLO Lip Treatment before each application.



3 Press GLO & Whiten

Press the GLO button on the control and your mouthpiece lights up a brilliant blue. Place mouthpiece in your mouth. The device gently warms up with each application. After eight minutes, your device will blink and automatically shuts off. Repeat for a total of four applications.

Tip: It is OK to swallow while whitening – the gel stays on your teeth.

How to GLO®

You are now hands-free and have eight minutes to multitask. Apply a facial mask, self tan, answer emails, pack a lunch!

After each 8-minute application, spit out excess saliva – no need to rinse your mouth. Rinse mouthpiece in warm water and begin your next application. Repeat for a total of four back-to-back applications using one GLO Vial – it's just 32 minutes to GLO for a more brilliant smile!

When complete, rinse mouthpiece and place back in its case. Whiten for five consecutive days. Depending on your starting shade and desired results, you can continue whitening for a total of up to 10 days in a row. Your GLO Device will keep your smile white all year long. Purchase extra GLO Vials to keep on hand so you can whiten any time you need to!

Get ready to smile more – it's never been easier!



Charging your GLO Brilliant™ Device

It takes just 4 hours to fully charge. Keep your device charging whenever not in use so you will always be ready to GLO!

- Attach small end of USB into the bottom of your control and connect the other end into the power adapter. Plug power adapter into electric outlet.
- Device blinks a brilliant blue when charging. Charge is complete when all three bands are solid and no longer blinking.
- When device is fully charged, remove GLO® Control from power cord. Lights will automatically turn off. You are now ready to GLO!



1/3 charged



2/3 charged



fully charged

Tip: Your GLO Control will only turn on when charged, connected to the mouthpiece, and the GLO button is pressed. Traveling and on the go? Charge your device on your computer.

Please register your device once opened. Visit gloscience.com/registration

How to use

Start whitening and GLOing!

- One whitening session consists of four, 8-minute back-to-back applications. A total of 32 minutes per day.
- Use one GLO Vial per session. Each GLO Vial contains more than enough gel for four 8-minute applications. If you have gel left over, you can use it on its own to touch up your smile on the go!
- Use GLO® for five consecutive days. Results will vary depending on your starting shade and genetics. You can whiten up to 10 days if needed.

For optimal results:

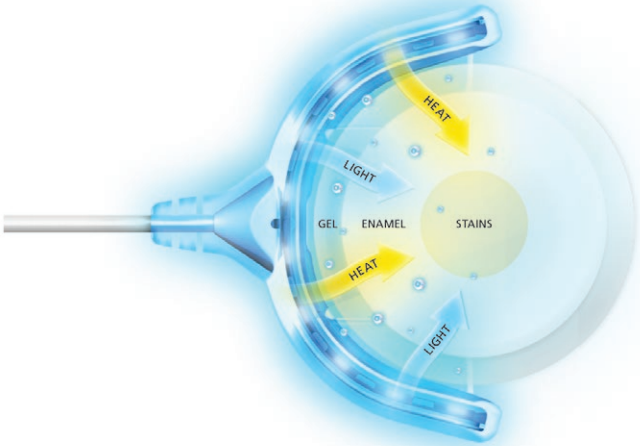
- Brush teeth before you use GLO Brilliant™.
- Whiten for at least five consecutive days. For optimal results, do not skip days in between whitening.
- Avoid food or drinks that would stain a white shirt!

Keep your smile white and bright

- You own your GLO Device now, and can keep your smile white all year long. Touch up with one GLO Vial (up to four applications) per month or as needed.

G.L.O. Guided Light Optics Technology

The universally sized patented GLO mouthpiece combines LED **light** and warming **heat** in a closed system, which accelerates the whitening gel and prevents whitening oxygens from escaping the teeth. With each application, the mouthpiece warms to the optimal temperature to activate the whitening gel, so no need for strips, trays or high concentration gels. The results – quicker, more efficient and professional results with little to no sensitivity.



GLO Science™ Award-Winning Technology

GLO Science is a four-time recipient of the prestigious Thomas Edison Award. We are humbled and honored to be part of this prestigious group of world leaders in innovation. The Edison Award recognizes excellence in innovation, development, and design. Your new GLO Brilliant Device and GLO Vials are both Edison Award winners. Celebrate innovation, and enjoy them!



GLO Brilliant Personal
Teeth Whitening Device

Meet Dr. Jonathan B. Levine, DMD

Dr. Jonathan Levine is an oral health expert, author, inventor, and Prosthodontist in practice in New York City for nearly 30 years. He currently serves as Program Director and Assistant Professor of the NYU Dental School Advanced Aesthetics CE Program. He founded GLO Science Inc. in 2011 to bring teeth whitening and oral health care innovations to dental practices and to you at home.

Dr. Levine is committed to educating the public on the importance of oral health as it relates to one's overall health, and providing innovative products that make maintaining a great smile easier!

"I'm in the smile business. I wanted my patients to have the best whitening experience; without sensitivity or great expense and with long lasting results. I am happy to now be able to share these inventions with everyone. Keep your mouth healthy and your smile bright – take care of it – it's important!"



Register your GLO Brilliant™ Device

Visit www.gloscience.com/registration and register your new GLO Brilliant Device now. It's fast and easy and IS your warranty. Save your receipt as proof of purchase.

Our commitment to making you smile

We are committed to the quality of our product and for your GLO Brilliant Device to work perfectly. Registration is key. We're excited for you to GLO, knowing the power of a whiter, brighter, more brilliant smile.

Connect with us!

Visit gloscience.com to learn more about GLO and the GLO Good Foundation or to find a GLO professional dental practice near you.

Share your smile with others, and show us how you GLO!

Follow us! #getgloing

 GLOScience  glosciencenyc  @GLO_Science

Sincere thanks for helping us make the world smile more!



Dr. Jonathan B. Levine and Stacey Levine, GLO Science Founders

GLO Brilliant™ Whitening Mouthpiece

The patented GLO Brilliant Mouthpiece is the science behind the innovation. It combines warming heat and light to activate and accelerate the whitening gel placed on your teeth for quicker, more efficient results. The closed system prevents whitening oxygens from escaping the teeth for more effective whitening. The mouthpiece is a universal size that whitens the top and bottom teeth at the same time.

The GLO® mouthpiece is used exclusively with the GLO Brilliant Teeth Whitening Device.

Smiles just got smart!



Tip: Share GLO with the family

Simply purchase an additional mouthpiece for each person and you can share the same GLO Control.

GLO Brilliant™ Whitening Gels (GLO Vials)

Our patented Teeth Whitening GLO Vials are designed to be used with the GLO Brilliant Device. They can also be used on their own without the device for on-the-go whitening and touch-ups.

The GLO Vial contains a highly viscous formula that stays in place when applied to your teeth. The unique precision brush tip targets teeth, minimizing sensitivity by avoiding gums and soft tissue. The GLO Vial is hermetically sealed to keep the formula fresh.

Each GLO Vial can be used for four applications. Use one GLO Vial for each day that you whiten, completing four consecutive, 8-minute applications. Your set of ten GLO Vials has more than enough gel for 40 complete applications.



Tip: Be prepared

Purchase an extra set of GLO Vials so you always have some on hand to keep your smile white all year long.

Helping smiles around the world

GLO® Good Foundation

GLO Science™ founders Dr. Jonathan B. Levine and Stacey Levine started the GLO Good Foundation with the mission to build oral health initiatives in underserved populations and end the global oral health crisis.



GLO Good focuses on four pillars, **education and tools** – trained professionals give people the knowledge of how to take charge of their oral health and provides the proper tools to do so; **treatment** – provide access to oral health care in underserved communities taking people out of pain, and restoring people's smiles; **mentorship** – grow leaders to have a sustainable impact on the oral and systemic health in their communities; **empowerment** – change and improve people's smiles and inspire people to smile more often.

GLO® Good has partnered with Help USA, Foundation Rwanda, Health Corps, Harlem Children's Zone, LA Cares and Let Love Rule Foundations to provide access to care and tools to those in need.

Through your support of GLO – together we look forward to making more people smile, period.



To get involved and learn more about GLO Good, please visit <http://www.glogoodfoundation.org>

GLO® Tips & FAQs from Dr. Levine

GENERAL WHITENING TIPS:

Do I brush my teeth before I GLO?

Yes, it is recommended that you brush your teeth before using GLO.

How white can I get my smile?

Some of it is up to you and some is up to Mother Nature. GLO Brilliant™ has been clinically proven to whiten teeth an average of five shades in five days.

Will the brightness and speed of everyone's results be the same?

Everyone's teeth are unique and has their own shade of white, the GLO experience will be different for everyone so take the time treat your smile individually!

Will my teeth look too white and unnatural?

No. The good news is you control the shade of white and will get the ideal shade just for you.

What if my teeth have been sensitive to other whitening products?

GLO's unique gel formulation is alcohol and carbamide peroxide free which is designed to stay put on teeth and off gums and soft tissue – both common causes of tooth sensitivity.

Do I need to apply the GLO Lip Treatment before each application?

Yes, Dr. Levine recommends it, as it will keep your lips moist and is a professional lip protectant.

WHO CAN USE:

Can I use GLO Brilliant with braces?

No, but you can start as soon as they come off. You can use GLO Vials without the device while you have braces.

Will GLO Brilliant Whitening work on bonded teeth, porcelain veneers and dental implants, crowns or bridges?

Yes, GLO will lift the stain and brighten to the original shade the dentist made them, without any harm.

What causes tooth staining and discoloration?

The most common reasons for dental discoloration could be genetics, aging, medications, colored drinks such as coffee, wine, cola and tea or illness.

Can a teenager use the GLO Brilliant™ Device?

Yes. For teenagers, age 13 to 16, complete only two 8-minute applications per day for a maximum of five days. Maintain with one 8-minute application per month. Teens 17 and older should follow adult instructions.

Is the GLO Brilliant Device FDA approved?

The GLO Brilliant Personal Teeth Whitening Device is a Class 1 Medical Device and has been registered with the FDA.

How do I find a GLO Science™ Professional Dental Practice?

Visit gloscience.com to find a GLO dental practice near you.

ORAL HEALTH TIPS:

1. Have a professional cleaning 3x a year
2. Brush 2x a day, for two minutes to prevent plaque and tartar buildup
3. Use a soft-bristle brush to minimize gum damage. Hold the toothbrush at 45-degree angle to the gum and brush in a circular motion
4. Floss every day
5. Brush and scrape your tongue frequently
6. Use alcohol-free mouthwash 1x a day
7. Drink water frequently to wash away leftover food from the teeth and tissues. Water also helps prevent dry mouth

GLO® Tips & FAQs from Dr. Levine

WHITENING GEL & GLO VIAL TIPS:

Can I reuse an opened GLO Vial?

Yes, each GLO Vial contains enough whitening gel for at least four separate applications. Simply replace the cap and click into place after each application and the gel will remain active for another seven days.

Where is it best to store my extra GLO Vials?

It is best to keep them in a cool dry place.

Is it OK to swallow the gel while whitening?

Yes, it is safe to swallow while whitening.

What do I do if I experience sensitivity?

Be sure to apply GLO Lip Treatment generously to the inside and outside of lips and gums and reapply in between applications. If sensitivity persists, visit your dental professional for a check-up as it could indicate periodontal problems.

Can I use other whitening gels with the GLO Brilliant™ Device?

No, our GLO Vials are specifically formulated and tested to work safely ONLY when used with GLO components. Other gels & products may cause sensitivity and unknown/untested results.

If you are having difficulty with your device or it is not working properly, please call us at 855-456-5976.

MOUTHPIECE & CONTROL TIPS:

Will the light from the GLO Brilliant Mouthpiece or GLO Control affect my skin?

No, there is no UV light. It is white light from LEDs.

How long will my control battery last if fully charged?

1 band of light = one application
2 bands lit = three applications
3 bands lit = up to nine applications

What do I do if I need to pause my session?

Press the GLO button to turn off. Do not unplug mouthpiece while the control is lit.

Can I whiten while charging the control?

No. For your safety, the GLO Control will not turn on while charging.

What do I do if my mouthpiece won't light up?

Your control will ONLY work when the mouthpiece is attached. Check to be sure the cord is securely plugged into your charged GLO Control.



It's time to GLO!
#getgloing

GLO® One Year Limited Warranty

GLO Science™ LLC commits to the original retail purchaser that we will replace your GLO Brilliant™ Personal Teeth Whitening Device and/or components within one year from the date of purchase, for any manufacturing defect in the GLO Brilliant Personal Teeth Whitening Device or components. (Components include: the GLO Mouthpiece and Case, GLO Control, GLO Dock, Lanyard and USB/Power Adapter, GLO Brilliant Whitening Gels and GLO Lip Care).

If the product you have shipped back is a model no longer being made and is unavailable at that time, we will happily replace the product with the most recent model.

To process a return, please call 855-GLO-5976 (855-456-5976). We will provide you with a valid Return Authorization Number, which must be accompanied with your return together with a valid itemized receipt for the returned goods. To ship back your Device, for your convenience, we will provide you with a UPS prepaid postage label mailed directly to you for the return of your product. If you choose to return your Device or components and not use the UPS label we provide, we will not be responsible for the product being lost or damaged.

Our GLO Limited Warranty does not cover any of the following

- Defects, damage or other conditions caused, in whole or in part, by misuse, abuse, neglect, negligence, alteration, accident, freight damage, improper repair, improper maintenance, improper, abnormal or excessive use and/or failure to obtain a replacement in a timely manner, as prescribed by GLO Science LLC.
- Defects or damages that are a result of an act of nature (such as a flood or earthquake) or acts of war or terrorism.
- Damage resulting from improper use of parts or accessories that are not compatible with GLO Brilliant Personal Teeth Whitening System and/or components, including but not limited to the breakage or fracture of the GLO Brilliant Personal Teeth Whitening System and/or components by any reason other than by manufacturing defect.
- Ordinary wear and tear on GLO Brilliant Personal Teeth Whitening Device and/or components.
- Defects or damages as a result of any modification of GLO Brilliant Personal Teeth Whitening Device and/or components.
- Cosmetic damage, including scratches or dents.
- Accessories or parts that are not those of GLO Science.
- Products purchased, new or used, from unauthorized distributors or through unauthorized distribution channels.

- Damage resulting from use of GLO Brilliant Personal Teeth Whitening Device with a voltage source, other than the voltage source supplied with the GLO Brilliant Personal Teeth Whitening Device.
- GLO Science's only obligation under this warranty is the replacement of defective material that comprises the GLO Brilliant Mouthpiece and the GLO Brilliant Personal Teeth Whitening Device. GLO Science shall not be liable and hereby disclaims any direct, special, indirect, incidental, exemplary or consequential damages or delays or losses under any other legal theory, including but not limited to, loss of use, loss of revenue, or loss of profits.

Warranty Disclaimer

This warranty is GLO Science's only warranty and is in lieu of all other warranties, express or implied. GLO Science makes no implied warranties of any kind, including any implied warranties or merchantability or fitness for a particular purpose.

All of us at GLO Science are committed to making your GLO experience as positive as it can be. Simply contact us anytime at 855-GLO-5976 (855-456-5976) and we will be happy to assist you. Visit www.gloscience.com for news and updates on GLO Science.

GLO Brilliant Whitening Gels (GLO Vials) Net wt 10 x 2.9 ml (0.1 oz)

Ingredients: Distilled Water, Polyethylene Glycol, Hydrogen Peroxide, Potassium Nitrate, Glycerin, Edetate Disodium, Sodium Saccharin, Sodium Fluoride, Sodium Hydroxide, Flavor.

Warnings:

- If irritation (such as redness, swelling, soreness) of the gums or the mouth occurs, discontinue use and consult a dentist.
- Products containing peroxides are not recommended for use by children under 12 years of age.
- Use for periods of longer than 14 days is to be only under the supervision of a dentist.
- Avoid contact of the product with the eye.
- Avoid direct contact of the active surface of the tooth whitening product with the gums and/or salivary flow.

GLO® Lip Treatment Net wt .30 oz, 8.50 g

Ingredients: Ricinus Communis (Castor) Seed Oil, Beeswax/Cire d'abeille, Mentha Piperita (peppermint) leaf, Stearalkonium Hectorite, Butyrospermum Parkii (Shea) Butter*, Vanilla Planifolia Fruit extract, Menthol, Alcohol, Aloe Barbadensis Leaf Juice*, Copernicia Cerifera (Carnauba) Wax, Tocopherol, Ammonium Glycyrrhizate, Ubiquinone. *Organic.

Cautions: Consult with a dental professional before use if you have untreated dental cavities or any form of gum disease. If gum irritation occurs, stop using the product and contact your dental professional. Avoid getting the gel on fabric or clothing as it may lead to discoloration.

NOTE:

This equipment has been tested and found to comply with the limits for a Class B digital device, pursuant to Part 15 of the FCC Rules. These limits are designed to provide reasonable protection against harmful interference in residential installation. This equipment generates, uses and can radiate radio frequency energy and, if not installed and used in accordance with the instructions, may cause harmful interference to radio communications.

However, there is no guarantee that interference will not occur in a particular installation. If this equipment does cause harmful interference to radio or television reception, which can be determined by turning the equipment off and on, the user is encouraged to try to correct the interference by one or more of the following measures:

- Reorient or relocate the receiving antenna
- Increase the separation between the equipment and receiver.
- Connect the equipment into an outlet on a circuit different from that to which the receiver is connected.
- Consult the dealer or an experienced radio/TV technician for help

Battery Disposal Instructions:
Batteries should be recycled or disposed of as per state and local guidelines.

GLO® (stylized) and GLO Brilliant™ are Registered Trademarks of GLO Science™, Inc. GLOing, G-Vial, G.L.O. and Guided Light Optics are Trademarks/ Servicemarks of GLO Science™, Inc.
All right reserved.

Electrical Specification:
Input: 100-240 VAC, 50-60 Hz, 0.2A
Output: 5 VDC, 1A
Light output: 10/0.13W 470 nm Blue LEDs
D 3009 Rev. 3

Made in China/Designed in the USA
Distributed by GLO Science™ LLC
10 W. 37th Street, New York, NY 10018
©2016 GLO Science™ LLC
158101213



for a whiter smile

smile more

laugh more

#getgloing