


Please read this manual carefully before using the product.

## 1. Cautions:

- (1) Do not use in wet environments (like the bathroom). Clean your skin before operating.
- (2) Turn the power off after operation.
- (3) Please disconnect the product from power source if it is not being used for a long period of time. Clean the lamp head and cover it properly for storage.
- (4) Please wipe the lens with soft lens cleaning paper when cleaning the lens. Do not wipe with cloth and paper of other materials, otherwise the lens may be damaged.
- (5) Please avoid direct light projection to the eye.
- (6) If the external soft power cable is damaged, it can only be replaced by the manufacturer, service agent or personnel with similar qualification in order to avoid hazard.
- (7) WARNING “  ” (IEC 60417-6042): The light source can only be replaced by the manufacturer, service agent or personnel with similar qualification.
- (8) Do not use alcohol or other organic solvent to clean the lens.

## 2. Instruction:

This device mainly detects changes in the human skin surface by examining the various minor changes in the skin surface. Providing further effectiveness when operating beauty and care treatments.

The magnifying function of the product can also be used for beauty treatments such as eyebrow and lips tattooing and eyelash grafting, etc.

The magnifying lens can be use independently with the supporting stand or in combination with other devices.

The device has an innovative design and elegant profile. It has a safety design to avoid injury by clamping during operation. The magnifying lens employs the combination of the regular 5-time and partial area 8-time magnification. The brightness of the lamp is gentle and comfortable to avoid dizziness after use.

## 3. Technical Specifications:

(1) See the table below for either type of input power: (Further information can be found on the main unit's label plate)

Rated Voltage ( V )	100~120V	220~240V
Rated Frequency ( Hz )	50/60Hz	50/60Hz

(2) Rated power and illumination: (illumination tested at a distance of 20cm)

Level 1: 2.5W, 1,000 LUX

Level 2: 6.0W, 2,300 LUX

(3) Working environment: Temperature +0°C ~ +45°C, relative humidity 30%~90%

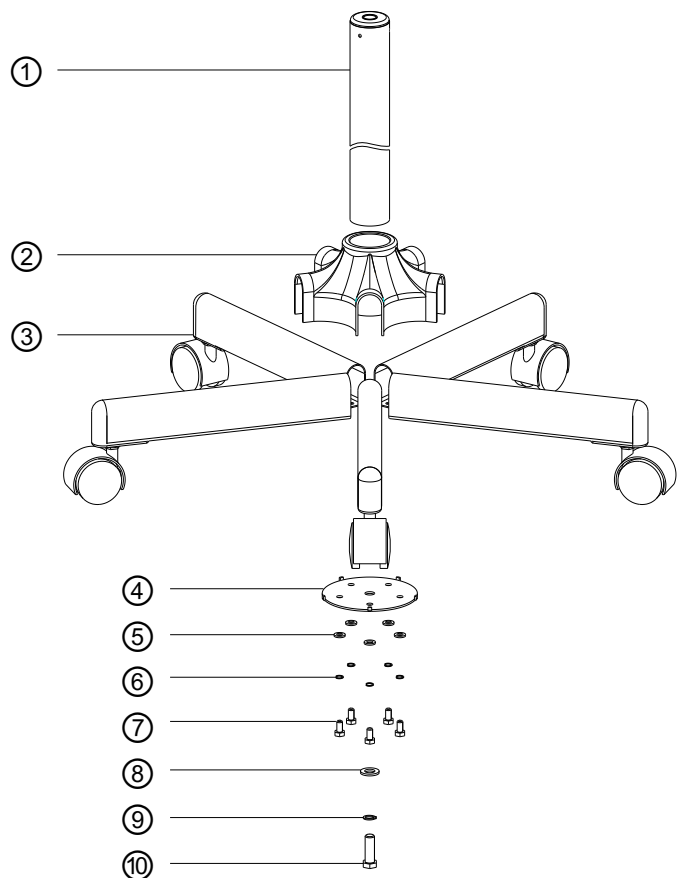
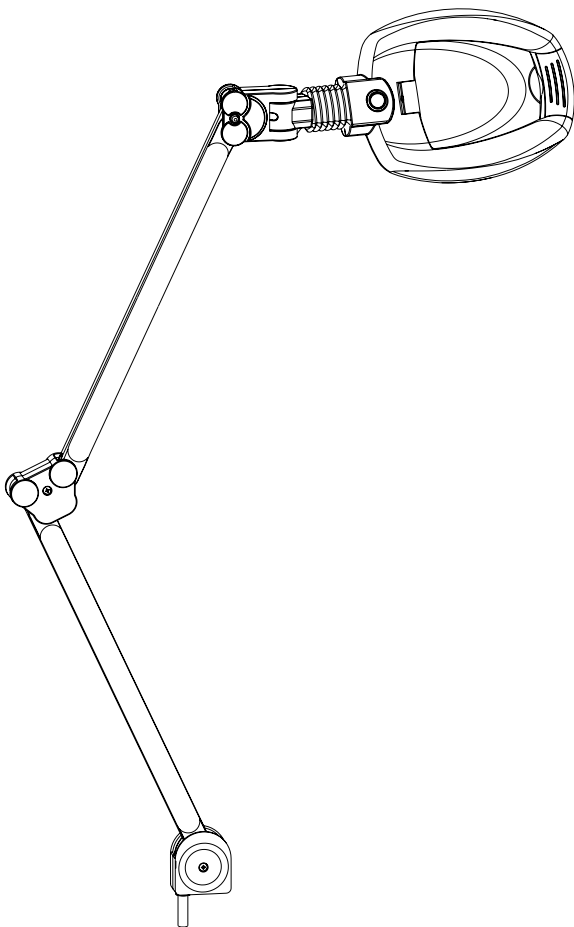
(4) Storage environment: Temperature -20°C ~ +60°C, relative humidity 30%~80%

- (5) Net weight: 8.3kg
- (6) Gross weight: 9.5kg
- (7) Package dimensions: 81cm x 43cm x 13.5cm

#### 4.Directions of Use:

- (1) Plug in the cold light lamp to a power source.
- (2) Turn the power switch to ON, flip the dust cover on the upper lid and aim the magnifying lens at the skin surface that needs to be examined or undergo beauty treatment.
- (3) Adjust brightness and the distance between the lamp/skin to achieve the clearest illumination.( 4 levels of brightness)
- (4) Examine the skin or begin beauty treatment. Brightness can be adjusted during operation.

#### 5.Magnifying Lens:



## Installation Parts:

NO.	Name	Qty	NO.	Name	Qty
①	Column	1	⑥	Flat pad M6X20	5
②	Pentagonal base holder	1	⑦	Hexagonal screw $\phi 6$	5
③	Five-legged stand	1	⑧	Spring pad $\phi 10$	1
④	Pentagonal clamp plate	1	⑨	Flat pad $\phi 10$	1
⑤	Spring pad $\phi 6$	5	⑩	Hexagonal screw M10X40	1

Please check and verify the product specifications before using it. This manual is for reference only. No notification will be given for any changes in the product specifications.