






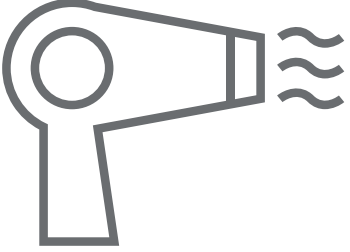


CARING FOR YOUR STICK ONS

DO ✓	DON'T ✗
 <p>Wash your stick ons after every use with a mild soap.</p>	 <p>Avoid placing your stick ons in dusty areas to prevent build up on the adhesive.</p>
 <p>Dry it indoors, under shade, or in an air conditioned room,</p>	 <p>Do not sun your stick ons.</p>
 <p>Retain the plastic sheet/box and use them to store and protect your stick ons.</p>	 <p>Do not place your stick ons in the washing machine or dryer.</p>
 <p>If your stick ons get less sticky after time, use a hairdryer on low heat to activate the adhesive.</p>	 <p>Do not tug or pull on your stick on when removing. Roll it gently to prevent the adhesive from coming apart.</p>