
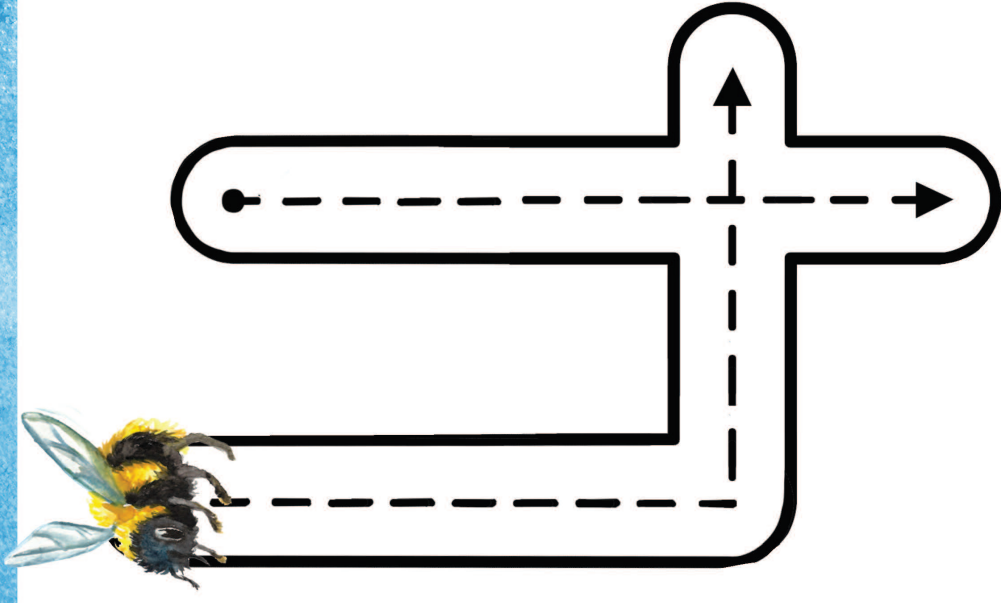



# Island Adventures










The fourth drop-kicks,  
Then hits the floor.



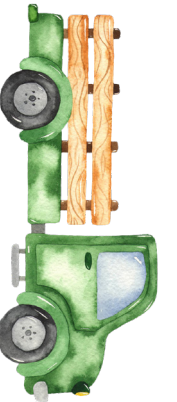
The sixth bee curves  
And loops around.

# Shape Matching

Trace each shape outline on the chalkboard with a pencil. Then cut out the colored shapes at the bottom of the page and glue them onto the corresponding outlines on the chalkboard.



# On the Road



On each street, color the number of vehicles indicated by the number on the sign.

7



9



8



6



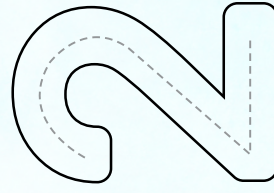
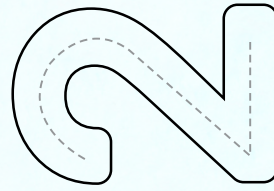

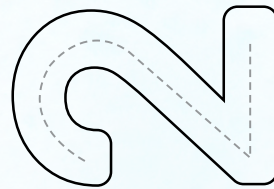
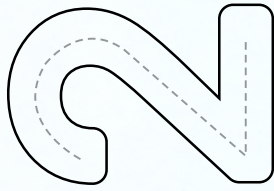
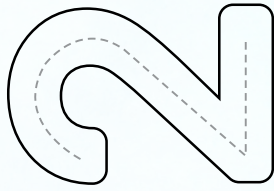
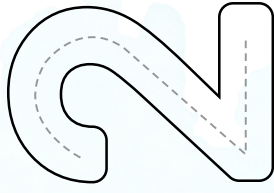
10



# The Number Two



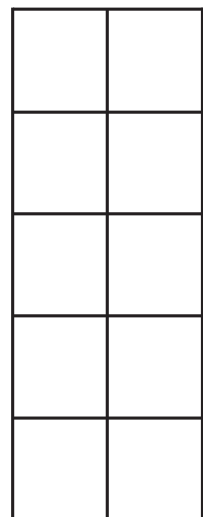








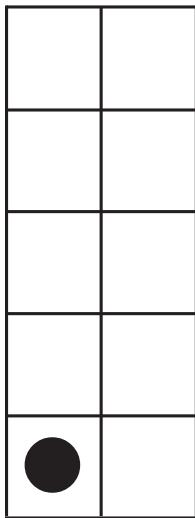
Trace the first two with your finger. Then trace the rest of the twos with your pencil.  
Remember to always start at the top of the number.



# Roll and Find



Roll a ten-sided die. Find the ten frame below that matches the number you rolled and cross it out. Continue until all the ten frames are crossed out.







# Find the Shapes #1



Find the following shapes in the picture above.  
Color each shape the color indicated.




Color the circles red.



Color the rectangles blue.



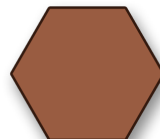
Color the triangles orange.



Color the pentagons purple.




Color the ellipses yellow.



Color the hexagons brown.



Color the squares green.



# Greater Than and Less Than






The sharks want to eat the largest number of fish they can in one bite. Count the fish in each group below. Then, between each pair of groups, draw the shark mouth opening toward the larger amount.



$<$  less than



$>$  greater than



**11 chickens sit in the coop.**



**eleven**

**12 sheep graze in the field.**



**twelve**

## Mini Book Counting

Cut apart the pages of this mini book and mix up the order. Count the number of animals on each page, then place the pages in number order from 11 to 20 with the “Ben’s Farm” title page on the front. Reread the story periodically and practice counting from 1 to 20.

**13 ducks float on the pond.**



**thirteen**

