

ZLINE Kitchen and Bath

Free-Standing Ranges Price Book



For additional information please reach out to our dedicated
vendor line at 1-833 597-2461





ZLINE 24" Dual Fuel Range in Stainless Steel		
Burner Style <ul style="list-style-type: none"> Aluminum Brass 	SKU <ul style="list-style-type: none"> RA24 RA-BR-24 	Map <ul style="list-style-type: none"> \$1999.95 \$2499.95
Features:	<ul style="list-style-type: none"> ETL Listed CSA Approved 	
Base Finish	Stainless Steel	
Dimensions	24 in W x 27.4 in D x 36 in H	
Fuel Type	Convection Oven- Gas Cooktop	
BTU Rating	<ul style="list-style-type: none"> Dual Wok - 18,000 BTU Rapid Burner - 12,500 BTU Semi-Rapid Burner - 10,000 BTU Auxiliary Burner - 4,500 BTU 	
Warranty:	1 Year	



ZLINE 24" Dual Fuel Range in Stainless Steel with Color Door		
Door Color <ul style="list-style-type: none"> Blue Gloss Black Matte Blue Matte Red Gloss Red Matte DuraSnow® Stainless Steel White Matte 	SKU <ul style="list-style-type: none"> RA-BG-24 RA-BLM-24 RA-BM-24 RA-RG-24 RA-RM-24 RA-SN-24 RA-WM-24 	Map <ul style="list-style-type: none"> \$2149.95 \$2249.95 \$2249.95 \$2149.95 \$2249.95 \$2149.95 \$2249.95
Features:	<ul style="list-style-type: none"> ETL Listed CSA Approved 	
Base Finish	Stainless Steel	
Dimensions	24 in W x 27.4 in D x 36 in H	
Fuel Type	Convection Oven- Gas Cooktop	
BTU Rating	<ul style="list-style-type: none"> Dual Wok - 18,000 BTU Rapid Burner - 12,500 BTU Semi-Rapid Burner - 10,000 BTU Auxiliary Burner - 4,500 BTU 	
Warranty:	1 Year	



ZLINE 30" Dual Fuel Range in Stainless Steel		
Burner Style <ul style="list-style-type: none"> Aluminum Brass 	SKU <ul style="list-style-type: none"> RA30 RA-BR-30 	Map <ul style="list-style-type: none"> \$2399.95 \$2699.95
Features:	<ul style="list-style-type: none"> ETL Listed CSA Approved 	
Base Finish	Stainless Steel	
Dimensions	30 in. W x 28 in. D x 36 in. H	
Fuel Type	Convection Oven- Gas Cooktop	
BTU Rating	<ul style="list-style-type: none"> Dual Wok - 18,000 BTU Rapid Burner - 13,000 BTU Semi-Rapid Burner - 8,500 BTU Auxiliary Burner - 4,200 BTU 	
Warranty:	1 Year	



ZLINE 30" Dual Fuel Range in Stainless Steel with Color Door		
Color Door <ul style="list-style-type: none"> Blue Gloss Black Matte Blue Matte Red Gloss Red Matte DuraSnow® Stainless Steel White Matte 	SKU <ul style="list-style-type: none"> RA-BG-30 RA-BLM-30 RA-BM-30 RA-RG-30 RA-RM-30 RA-SN-30 RA-WM-30 	Map <ul style="list-style-type: none"> \$2499.95 \$2649.95 \$2649.95 \$2499.95 \$2649.95 \$2499.95 \$2649.95
Features:	<ul style="list-style-type: none"> ETL Listed CSA Approved 	
Base Finish	Stainless Steel	
Dimensions	30 in. W x 28 in. D x 36 in. H	
Fuel Type	Convection Oven- Gas Cooktop	
BTU Rating	<ul style="list-style-type: none"> Dual Wok - 18,000 BTU Rapid Burner - 13,000 BTU Semi-Rapid Burner - 8,500 BTU Auxiliary Burner - 4,200 BTU 	
Warranty:	1 Year	



ZLINE 36" Dual Fuel Range in Stainless Steel		
Burner Style <ul style="list-style-type: none"> Aluminum Brass 	SKU <ul style="list-style-type: none"> RA36 RA-BR-36 	Map <ul style="list-style-type: none"> \$2899.95 \$3399.95
Features:	<ul style="list-style-type: none"> ETL Listed CSA Approved 	
Base Finish	Stainless Steel	
Dimensions	36 in. W x 28 in. D x 36 in. H	
Fuel Type	Convection Oven- Gas Cooktop	
BTU Rating	<ul style="list-style-type: none"> Dual Wok - 18,000 BTU Rapid Burner (x2) - 13,000 BTU Semi-Rapid Burner (x2) - 8,500 BTU Auxiliary Burner - 4,200 BTU 	
Warranty:	1 Year	



ZLINE 36" Dual Fuel Range in Stainless Steel with Color Door		
Door Color <ul style="list-style-type: none"> Blue Gloss Black Matte Blue Matte Red Gloss Red Matte DuraSnow® Stainless Steel White Matte 	SKU <ul style="list-style-type: none"> RA-BG-36 RA-BLM-36 RA-BM-36 RA-RG-36 RA-RM-36 RA-SN-36 RA-WM-36 	Map <ul style="list-style-type: none"> \$3049.95 \$3149.95 \$3149.95 \$3049.95 \$3149.95 \$3049.95 \$3149.95
Features:	<ul style="list-style-type: none"> ETL Listed CSA Approved 	
Base Finish	Stainless Steel	
Dimensions	36 in. W x 28 in. D x 36 in. H	
Fuel Type	Convection Oven- Gas Cooktop	
BTU Rating	<ul style="list-style-type: none"> Dual Wok - 18,000 BTU Rapid Burner (x2) - 13,000 BTU Semi-Rapid Burner (x2) - 8,500 BTU Auxiliary Burner - 4,200 BTU 	
Warranty:	1 Year	



ZLINE 48" Dual Fuel Range in Stainless Steel

Burner Style	SKU	Map
<ul style="list-style-type: none"> Aluminum Brass 	<ul style="list-style-type: none"> RA48 RA-BR-48 	<ul style="list-style-type: none"> \$5399.95 \$5999.95

Features:	<ul style="list-style-type: none"> ETL Listed CSA Approved
Base Finish	Stainless Steel
Dimensions	48 in. W x 28 in. D x 36 in. H
Fuel Type	Convection Oven- Gas Cooktop
BTU Rating	<ul style="list-style-type: none"> Dual Wok (x2) - 18,000 BTU Griddle Burner - 13,000 Rapid Burner - 13,000 BTU Semi-Rapid Burner (x2) - 8,500 BTU Auxiliary Burner - 4,200 BTU
Warranty:	1 Year



ZLINE 48" Dual Fuel Range in Stainless Steel with Color Door

Door Color	SKU	Map
<ul style="list-style-type: none"> Blue Gloss Black Matte Blue Matte Red Gloss Red Matte DuraSnow® Stainless Steel White Matte 	<ul style="list-style-type: none"> RA-BG-48 RA-BLM-48 RA-BM-48 RA-RG-48 RA-RM-48 RA-SN-48 RA-WM-48 	<ul style="list-style-type: none"> \$5499.95 \$5599.95 \$5599.95 \$5499.95 \$5599.95 \$5499.95 \$5599.95

Features:	<ul style="list-style-type: none"> ETL Listed CSA Approved
Base Finish	Stainless Steel
Dimensions	48 in. W x 28 in. D x 36 in. H
Fuel Type	Convection Oven- Gas Cooktop
BTU Rating	<ul style="list-style-type: none"> Dual Wok (x2) - 18,000 BTU Griddle Burner - 13,000 Rapid Burner - 13,000 BTU Semi-Rapid Burner (x2) - 8,500 BTU Auxiliary Burner - 4,200 BTU
Warranty:	1 Year



ZLINE 60" Dual Fuel Range in Stainless Steel		
Burner Style <ul style="list-style-type: none"> Aluminum Brass 	SKU <ul style="list-style-type: none"> RA60 RA-BR-60 	Map <ul style="list-style-type: none"> \$9999.95 \$10899.95
Features:	<ul style="list-style-type: none"> ETL Listed CSA Approved 	
Base Finish	Stainless Steel	
Dimensions	60 in. W x 28 in. D x 36 in. H	
Fuel Type	Convection Oven- Gas Cooktop	
BTU Rating	<ul style="list-style-type: none"> Dual Burner(x2)- 18,000 BTU Rapid Burner - 13,100 BTU Semi-Rapid Burner (x3) -10,200 BTU Fish Burner - 13,100 BTU Auxiliary Burner (x2)- 5,100 BTU 	
Warranty:	1 Year	



ZLINE 24" Dual Fuel Range in DuraSnow® Steel		
Burner Style <ul style="list-style-type: none"> Aluminum Brass 	SKU <ul style="list-style-type: none"> RAS-SN-24 RAS-SN-BR-24 	Map <ul style="list-style-type: none"> \$2199.95 \$2499.95
Features:	<ul style="list-style-type: none"> ETL Listed CSA Approved 	
Base Finish	DuraSnow® Stainless Steel	
Dimensions	24 in W x 27.4 in D x 36 in H	
Fuel Type	Convection Oven- Gas Cooktop	
BTU Rating	<ul style="list-style-type: none"> Dual Wok - 18,000 BTU Rapid Burner - 12,500 BTU Semi-Rapid Burner - 10,000 BTU Auxiliary Burner - 4,500 BTU 	
Warranty:	1 Year	



ZLINE 24" Dual Fuel Range in DuraSnow® Stainless Steel with Color Door		
Door Color <ul style="list-style-type: none"> • Blue Gloss • Black Matte • Blue Matte • Red Gloss • Red Matte • White Matte 	SKU <ul style="list-style-type: none"> • RAS-BG-24 • RAS-BLM-24 • RAS-BM-24 • RAS-RG-24 • RAS-RM-24 • RAS-WM-24 	Map <ul style="list-style-type: none"> • \$2249.95 • \$2349.95 • \$2349.95 • \$2249.95 • \$2349.95 • \$2349.95
Features:	<ul style="list-style-type: none"> • ETL Listed • CSA Approved 	
Base Finish	DuraSnow® Stainless Steel	
Dimensions	24 in W x 27.4 in D x 36 in H	
Fuel Type	Convection Oven- Gas Cooktop	
BTU Rating	<ul style="list-style-type: none"> • Dual Wok - 18,000 BTU • Rapid Burner - 12,500 BTU • Semi-Rapid Burner - 10,000 BTU • Auxiliary Burner - 4,500 BTU 	
Warranty:	1 Year	



ZLINE 30" Dual Fuel Range in DuraSnow® Stainless Steel		
Burner Style <ul style="list-style-type: none"> • Aluminum • Brass 	SKU <ul style="list-style-type: none"> • RAS-SN-30 • RAS-SN-BR-30 	Map <ul style="list-style-type: none"> • \$2649.95 • \$2999.95
Features:	<ul style="list-style-type: none"> • ETL Listed • CSA Approved 	
Base Finish	DuraSnow® Stainless Steel	
Dimensions	30 in. W x 28 in. D x 36 in. H	
Fuel Type	Convection Oven- Gas Cooktop	
BTU Rating	<ul style="list-style-type: none"> • Dual Wok - 18,000 BTU • Rapid Burner - 13,000 BTU • Semi-Rapid Burner - 8,500 BTU • Auxiliary Burner - 4,200 BTU 	
Warranty:	1 Year	



ZLINE 30" Dual Fuel Range in DuraSnow® Stainless Steel with Color Door		
Door Color <ul style="list-style-type: none"> • Blue Gloss • Black Matte • Blue Matte • Red Gloss • Red Matte • White Matte 	SKU <ul style="list-style-type: none"> • RAS-BG-30 • RAS-BLM-30 • RAS-BM-30 • RAS-RG-30 • RAS-RM-30 • RAS-WM-30 	Map <ul style="list-style-type: none"> • \$2649.95 • \$2749.95 • \$2749.95 • \$2649.95 • \$2749.95 • \$2749.95
Features:	<ul style="list-style-type: none"> • ETL Listed • CSA Approved 	
Base Finish	DuraSnow® Stainless Steel	
Dimensions	30 in. W x 28 in. D x 36 in. H	
Fuel Type	Convection Oven- Gas Cooktop	
BTU Rating	<ul style="list-style-type: none"> • Dual Wok - 18,000 BTU • Rapid Burner - 13,000 BTU • Semi-Rapid Burner - 8,500 BTU • Auxiliary Burner - 4,200 BTU 	
Warranty:	1 Year	



ZLINE 36" Dual Fuel Range in DuraSnow® Stainless Steel		
Burner Style <ul style="list-style-type: none"> • Aluminum • Brass 	SKU <ul style="list-style-type: none"> • RAS-SN-36 • RAS-SN-BR-36 	Map <ul style="list-style-type: none"> • \$3099.95 • \$3549.95
Features:	<ul style="list-style-type: none"> • ETL Listed • CSA Approved 	
Base Finish	DuraSnow® Stainless Steel	
Dimensions	36 in. W x 28 in. D x 36 in. H	
Fuel Type	Convection Oven- Gas Cooktop	
BTU Rating	<ul style="list-style-type: none"> • Dual Wok - 18,000 BTU • Rapid Burner (x2) - 13,000 BTU • Semi-Rapid Burner (x2) - 8,500 BTU • Auxiliary Burner - 4,200 BTU 	
Warranty:	1 Year	



ZLINE 36" Dual Fuel Range in DuraSnow® Stainless Steel with Color Door

Door Color	SKU	Map
• Blue Gloss	• RAS-BG-36	• \$3099.95
• Black Matte	• RAS-BLM-36	• \$3199.95
• Blue Matte	• RAS-BM-36	• \$3199.95
• Red Gloss	• RAS-RG-36	• \$3099.95
• Red Matte	• RAS-RM-36	• \$3199.95
• White Matte	• RAS-WM-36	• \$3199.95

Features:	<ul style="list-style-type: none"> • ETL Listed • CSA Approved
Base Finish	DuraSnow® Stainless Steel
Dimensions	36 in. W x 28 in. D x 36 in. H
Fuel Type	Convection Oven- Gas Cooktop
BTU Rating	<ul style="list-style-type: none"> • Dual Wok - 18,000 BTU • Rapid Burner (x2) - 13,000 BTU • Semi-Rapid Burner (x2) - 8,500 BTU • Auxiliary Burner - 4,200 BTU
Warranty:	1 Year



ZLINE 48" Dual Fuel Range in DuraSnow® Stainless Steel

Burner Style	SKU	Map
• Aluminum	• RAS-SN-48	• \$5599.95
• Brass	• RAS-SN-BR-48	• \$6199.95

Features:	<ul style="list-style-type: none"> • ETL Listed • CSA Approved
Base Finish	DuraSnow® Stainless Steel
Dimensions	48 in. W x 28 in. D x 36 in. H
Fuel Type	Convection Oven- Gas Cooktop
BTU Rating	<ul style="list-style-type: none"> • Dual Wok (x2) - 18,000 BTU • Griddle Burner - 13,000 • Rapid Burner - 13,000 BTU • Semi-Rapid Burner (x2) - 8,500 BTU • Auxiliary Burner - 4,200 BTU
Warranty:	1 Year



ZLINE 48" Dual Fuel Range in DuraSnow® Stainless Steel with Color Door

Door Color	SKU	Map
• Blue Gloss	• RAS-BG-48	• \$5599.95
• Black Matte	• RAS-BLM-48	• \$5699.95
• Blue Matte	• RAS-BM-48	• \$5699.95
• Red Gloss	• RAS-RG-48	• \$5599.95
• Red Matte	• RAS-RM-48	• \$5699.95
• White Matte	• RAS-WM-48	• \$5699.95

Features:	<ul style="list-style-type: none"> • ETL Listed • CSA Approved
Base Finish	DuraSnow® Stainless Steel
Dimensions	48 in. W x 28 in. D x 36 in. H
Fuel Type	Convection Oven- Gas Cooktop
BTU Rating	<ul style="list-style-type: none"> • Dual Wok (x2) - 18,000 BTU • Griddle Burner - 13,000 • Rapid Burner - 13,000 BTU • Semi-Rapid Burner (x2) - 8,500 BTU • Auxiliary Burner - 4,200 BTU
Warranty:	1 Year



ZLINE 24" Dual Fuel Range in Black Stainless Steel

Burner Style	SKU	Map
• Aluminum	• RAB-24	• \$2474.95
• Brass	• RAB-BR-24	• \$2499.95

Features:	<ul style="list-style-type: none"> • ETL Listed • CSA Approved
Base Finish	Black Stainless Steel
Dimensions	24 in W x 27.4 in D x 36 in H
Fuel Type	Convection Oven- Gas Cooktop
BTU Rating	<ul style="list-style-type: none"> • Dual Wok - 18,000 BTU • Rapid Burner - 12,500 BTU • Semi-Rapid Burner - 10,000 BTU • Auxiliary Burner - 4,500 BTU
Warranty:	1 Year



ZLINE 30" Dual Fuel Range in Black Stainless Steel		
Burner Style	SKU	Map
<ul style="list-style-type: none"> Aluminum Brass 	<ul style="list-style-type: none"> RAB-30 RAB-BR-30 	<ul style="list-style-type: none"> \$3424.95 \$3449.95
Features:	<ul style="list-style-type: none"> ETL Listed CSA Approved 	
Base Finish	Black Stainless Steel	
Dimensions	30 in. W x 28 in. D x 36 in. H	
Fuel Type	Convection Oven- Gas Cooktop	
BTU Rating	<ul style="list-style-type: none"> Dual Wok - 18,000 BTU Rapid Burner - 13,000 BTU Semi-Rapid Burner - 8,500 BTU Auxiliary Burner - 4,200 BTU 	
Warranty:	1 Year	



ZLINE 36" Dual Fuel Range in Black Stainless Steel		
Burner Style	SKU	Map
<ul style="list-style-type: none"> Aluminum Brass 	<ul style="list-style-type: none"> RAB-36 RAB-BR-36 	<ul style="list-style-type: none"> \$4074.95 \$4099.95
Features:	<ul style="list-style-type: none"> ETL Listed CSA Approved 	
Base Finish	Black Stainless Steel	
Dimensions	36 in. W x 28 in. D x 36 in. H	
Fuel Type	Convection Oven- Gas Cooktop	
BTU Rating	<ul style="list-style-type: none"> Dual Wok - 18,000 BTU Rapid Burner (x2) - 13,000 BTU Semi-Rapid Burner (x2) - 8,500 BTU Auxiliary Burner - 4,200 BTU 	
Warranty:	1 Year	



ZLINE 48" Dual Fuel Range in Black Stainless Steel		
Burner Style	SKU	Map
<ul style="list-style-type: none"> Aluminum Brass 	<ul style="list-style-type: none"> RAB-48 RAB-BR-48 	<ul style="list-style-type: none"> \$6774.95 \$6799.95
Features:	<ul style="list-style-type: none"> ETL Listed CSA Approved 	
Base Finish	Black Stainless Steel	
Dimensions	48 in. W x 28 in. D x 36 in. H	
Fuel Type	Convection Oven- Gas Cooktop	
BTU Rating	<ul style="list-style-type: none"> Dual Wok (x2) - 18,000 BTU Griddle Burner - 13,000 Rapid Burner - 13,000 BTU Semi-Rapid Burner (x2) - 8,500 BTU Auxiliary Burner - 4,200 BTU 	
Warranty:	1 Year	



ZLINE 30" Gas on Gas Range in Stainless Steel		
Burner Style	SKU	Map
<ul style="list-style-type: none"> Aluminum Brass 	<ul style="list-style-type: none"> RG30 RG-BR-30 	<ul style="list-style-type: none"> \$2649,95 \$2999.95
Features:	<ul style="list-style-type: none"> ETL Listed CSA Approved 	
Base Finish	Stainless Steel	
Dimensions	30 in. W x 28 in. D x 36 in. H	
Fuel Type	Gas Oven- Gas Cooktop	
BTU Rating	<ul style="list-style-type: none"> Dual Wok - 18,000 BTU Rapid Burner - 13,000 BTU Semi-Rapid Burner - 8,500 BTU Auxiliary Burner - 4,200 BTU 	
Warranty:	1 Year	



ZLINE 30" Gas on Gas Range in Stainless Steel with Color Door		
Door Color <ul style="list-style-type: none"> • Blue Gloss • Black Matte • Blue Matte • Red Gloss • Red Matte • DuraSnow® Stainless Steel • White Matte 	SKU <ul style="list-style-type: none"> • RG-BG-30 • RG-BLM-30 • RG-BM-30 • RG-RG-30 • RG-RM-30 • RG-SN-30 • RG-WM-30 	Map <ul style="list-style-type: none"> • \$2849.95 • \$2999.95 • \$2999.95 • \$2849.95 • \$2999.95 • \$2849.95 • \$2999.95
Features:	<ul style="list-style-type: none"> • ETL Listed • CSA Approved 	
Base Finish	Stainless Steel	
Dimensions	30 in. W x 28 in. D x 36 in. H	
Fuel Type	Gas Oven- Gas Cooktop	
BTU Rating	<ul style="list-style-type: none"> • Dual Wok - 18,000 BTU • Rapid Burner - 13,000 BTU • Semi-Rapid Burner - 8,500 BTU • Auxiliary Burner - 4,200 BTU 	
Warranty:	1 Year	



ZLINE 36" Gas on Gas Range in Stainless Steel		
Burner Style <ul style="list-style-type: none"> • Aluminum • Brass 	SKU <ul style="list-style-type: none"> • RG36 • RG-BR-36 	Map <ul style="list-style-type: none"> • \$3299.95 • \$3799.95
Features:	<ul style="list-style-type: none"> • ETL Listed • CSA Approved 	
Base Finish	Stainless Steel	
Dimensions	36 in. W x 28 in. D x 36 in. H	
Fuel Type	Gas Oven- Gas Cooktop	
BTU Rating	<ul style="list-style-type: none"> • Dual Wok - 18,000 BTU • Rapid Burner (x2) - 13,000 BTU • Semi-Rapid Burner (x2) - 8,500 BTU • Auxiliary Burner - 4,200 BTU 	
Warranty:	1 Year	



ZLINE 36" Gas on Gas Range in Stainless Steel with Color Door

Door Color	SKU	Map
• Blue Gloss	• RG-BG-36	• \$3549.95
• Black Matte	• RG-BLM-36	• \$3649.95
• Blue Matte	• RG-BM-36	• \$3649.95
• Red Gloss	• RG-RG-36	• \$3549.95
• Red Matte	• RG-RM-36	• \$3649.95
• DuraSnow® Stainless Steel	• RG-SN-36	• \$3549.95
• White Matte	• RG-WM-36	• \$3649.95

Features:	<ul style="list-style-type: none"> • ETL Listed • CSA Approved
Base Finish	Stainless Steel
Dimensions	36 in. W x 28 in. D x 36 in. H
Fuel Type	Gas Oven- Gas Cooktop
BTU Rating	<ul style="list-style-type: none"> • Dual Wok - 18,000 BTU • Rapid Burner (x2) - 13,000 BTU • Semi-Rapid Burner (x2) - 8,500 BTU • Auxiliary Burner - 4,200 BTU
Warranty:	1 Year



ZLINE 30" Gas on Gas Range in DuraSnow® Stainless Steel

Burner Style	SKU	Map
• Aluminum	• RGS-SN-30	• \$2849.95
• Brass	• RGS-SN-BR-30	• \$3199.95

Features:	<ul style="list-style-type: none"> • ETL Listed • CSA Approved
Base Finish	DuraSnow® Stainless Steel
Dimensions	30 in. W x 28 in. D x 36 in. H
Fuel Type	Gas Oven- Gas Cooktop
BTU Rating	<ul style="list-style-type: none"> • Dual Wok - 18,000 BTU • Rapid Burner (x2) - 13,000 BTU • Semi-Rapid Burner (x2) - 8,500 BTU • Auxiliary Burner - 4,200 BTU
Warranty:	1 Year



ZLINE 30" Gas on Gas Range in DuraSnow® Stainless Steel with Color Door		
Door Color	SKU	Map
<ul style="list-style-type: none"> • Blue Gloss • Black Matte • Blue Matte • Red Gloss • Red Matte • White Matte 	<ul style="list-style-type: none"> • RGS-BG-30 • RGS-BLM-30 • RGS-BM-30 • RGS-RG-30 • RGS-RM-30 • RGS-WM-30 	<ul style="list-style-type: none"> • \$3099.95 • \$3199.95 • \$3199.95 • \$3099.95 • \$3199.95 • \$3199.95
Features:	<ul style="list-style-type: none"> • ETL Listed • CSA Approved 	
Base Finish	DuraSnow® Stainless Steel	
Dimensions	30 in. W x 28 in. D x 36 in. H	
Fuel Type	Gas Oven- Gas Cooktop	
BTU Rating	<ul style="list-style-type: none"> • Dual Wok - 18,000 BTU • Rapid Burner (x2) - 13,000 BTU • Semi-Rapid Burner (x2) - 8,500 BTU • Auxiliary Burner - 4,200 BTU 	
Warranty:	1 Year	



ZLINE 36" Gas on Gas Range in DuraSnow® Stainless Steel		
Burner Style	SKU	Map
<ul style="list-style-type: none"> • Aluminum • Brass 	<ul style="list-style-type: none"> • RGS-SN-36 • RGS-SN-BR-36 	<ul style="list-style-type: none"> • \$3449.95 • \$3899.95
Features:	<ul style="list-style-type: none"> • ETL Listed • CSA Approved 	
Base Finish	DuraSnow® Stainless Steel	
Dimensions	36 in. W x 28 in. D x 36 in. H	
Fuel Type	Gas Oven- Gas Cooktop	
BTU Rating	<ul style="list-style-type: none"> • Dual Wok - 18,000 BTU • Rapid Burner (x2) - 13,000 BTU • Semi-Rapid Burner (x2) - 8,500 BTU • Auxiliary Burner - 4,200 BTU 	
Warranty:	1 Year	



ZLINE 36" Gas on Gas Range in DuraSnow® Stainless Steel with Color Door		
Door Color <ul style="list-style-type: none"> • Blue Gloss • Black Matte • Blue Matte • Red Gloss • Red Matte • White Matte 	SKU <ul style="list-style-type: none"> • RGS-BG-36 • RGS-BLM-36 • RGS-BM-36 • RGS-RG-36 • RGS-RM-36 • RGS-WM-36 	Map <ul style="list-style-type: none"> • \$3649.95 • \$3799.95 • \$3799.95 • \$3649.95 • \$3799.95 • \$3799.95
Features:	<ul style="list-style-type: none"> • ETL Listed • CSA Approved 	
Base Finish	DuraSnow® Stainless Steel	
Dimensions	36 in. W x 28 in. D x 36 in. H	
Fuel Type	Gas Oven- Gas Cooktop	
BTU Rating	<ul style="list-style-type: none"> • Dual Wok - 18,000 BTU • Rapid Burner (x2) - 13,000 BTU • Semi-Rapid Burner (x2) - 8,500 BTU • Auxiliary Burner - 4,200 BTU 	
Warranty:	1 Year	



ZLINE 30" Gas on Gas Range in Black Stainless Steel		
Burner Style <ul style="list-style-type: none"> • Aluminum • Brass 	SKU <ul style="list-style-type: none"> • RGB-30 • RGB-BR-30 	Map <ul style="list-style-type: none"> • \$3774.95 • \$3799.95
Features:	<ul style="list-style-type: none"> • ETL Listed • CSA Approved 	
Base Finish	Black Stainless Steel	
Dimensions	30 in. W x 28 in. D x 36 in. H	
Fuel Type	Gas Oven- Gas Cooktop	
BTU Rating	<ul style="list-style-type: none"> • Dual Wok - 18,000 BTU • Rapid Burner (x2) - 13,000 BTU • Semi-Rapid Burner (x2) - 8,500 BTU • Auxiliary Burner - 4,200 BTU 	
Warranty:	1 Year	



ZLINE 36" Gas on Gas Range in Black Stainless Steel

Burner Style	SKU	Map
<ul style="list-style-type: none"> Aluminum Brass 	<ul style="list-style-type: none"> RGB-36 RGB-BR-36 	<ul style="list-style-type: none"> \$4574.95 \$4599.95

Features:	<ul style="list-style-type: none"> ETL Listed CSA Approved
Base Finish	Black Stainless Steel
Dimensions	36 in. W x 28 in. D x 36 in. H
Fuel Type	Gas Oven- Gas Cooktop
BTU Rating	<ul style="list-style-type: none"> Dual Wok - 18,000 BTU Rapid Burner (x2) - 13,000 BTU Semi-Rapid Burner (x2) - 8,500 BTU Auxiliary Burner - 4,200 BT
Warranty:	1 Year




Brass Burners

Aluminum Burners




304 Stainless




DuraSnow®




Black Matte




Black Stainless




White Matte




Red Matte



Red Gloss



Blue Matte



Blue Gloss