




Left Panel  
w/ straps

Right panel



Over  
Lapping  
section with  
built-in  
magnets

Velcro for Left side of vehicle (4X)

Slit openings for curtain rod



Straps to tie curtain panels

Left Panel with straps


Right panel

Through left opening slit  
and out the right side



Left Panel installed

Through left opening slit  
and out right opening slit



Longer length is  
the Right side

Right Panel installed

4 hook and loops  
adhesive for car panel  
(shown 2 for example)



Left panel






Right panel

5 Magnets at edge to be neatly tucked-in behind rubber door sill

Correct magnet tuck-in placement



In-correct magnet tuck-in placement





Use straps to tie up curtains to neatly stored behind driver seat.