



# Roller-Wave Slimming Machine

Please read the instruction manual carefully and follow the instructions before use.

# Preface

Respected user:

Welcome to choose our company's latest product, the inner ball roller machine, which uses innovative compression micro-vibration + infrared technology. This technology is realized by a 360° intelligent rotating cylindrical roller handle. A roller device composed of 50 silicone balls is used for body care; another smaller handle is a roller device composed of 60 silicone balls for face or neck care. Silicone balls are placed in a honeycomb shape with a specific density and diameter. The direction of rotation and pressure ensure that the micro-compression is transmitted to the tissue. The unique handle produces mechanical compression and micro-vibration on the skin, which cannot be replicated by hands or other technologies. "Compression micro-vibration therapy" replaces the traditional method of "suction traction massage", using micro-compression instead of suction, and micro-vibration instead of traction. When it used for the body, which can help to improve lymphatic drainage and circulation, deep detoxification, relieve muscle stiffness and soreness, break down subcutaneous fat deposits, eliminate cellulite, reduce cellulite and shape contours. After a few procedures, your body will immediately reduce its volume by 1-2 sizes. When it is used for the face, which can help to improve the formation of blood vessels, thereby supporting the production of collagen and elastin, increasing oxygen delivery, helping to nourish and brighten tissues from the inside, in addition, it can relax and regulate muscles and help reduce expression wrinkles. Appears, reduces swelling, fights tissue sagging, and

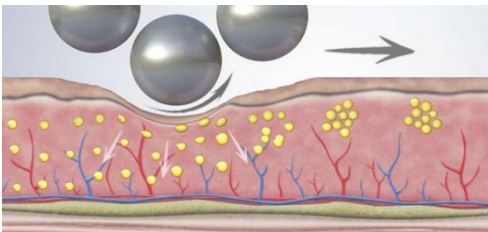
rejuvenates the face significantly. Compression micro-vibration therapy is specially designed for non-invasive skin rejuvenation, body shaping and physical therapy.

It is the latest generation of body care for the face, neck, shoulders, arms, chest, back, waist, abdomen, buttocks, legs and feet, etc. Compression micro-vibration therapy is a treatment that can reactivate blood circulation, a method that can care for complex diseases such as lymphatic stasis, lymphedema and cellulite, so it can improve skin nutrition and cell oxygenation, compression micro-vibration therapy It is an innovative combination between beauty and health.

## Principle introduction

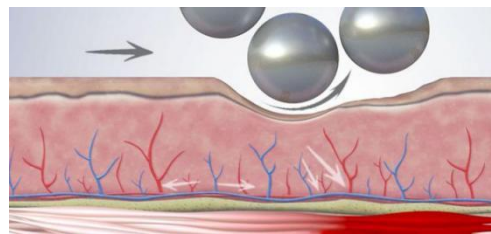
The inner ball roller machine is a non-invasive mechanical compression micro-vibration + infrared treatment. The principle is to generate compression micro-vibration by rolling the silicone ball along the 360° rotation of the roller. As the ball rotates and exerts pressure on the skin, it produces a "pulsation compression" effect, which realizes the reciprocating motion of continuous pushing, pulling and kneading, and the tissue will experience some pressure. And lifting action, will not squeeze or damage the skin, its principle is to release infrared rays while pressure is applied to the tissues to stretch the cells to naturally and deeply stimulate cell activity, blood flow and oxygenation, and the fat deposits are pressurized and thus loosened for final decomposition , Reduces cellulite and removes cellulite; also exerts pressure on deep muscle

groups to fully soften and stretch, thereby reducing muscle stiffness and soreness, accelerating metabolism, eliminating stagnation and fluid accumulation, conditioning tissues and re-tightening skin tissues, reshaping your body . It can also stimulate fibroblasts, increase the production of collagen and elastin, increase blood flow and increase oxygen. As a result, wrinkles are smoothed, puffiness and bags under the eyes are reduced, and the skin is rejuvenated and tightened. This technology has been clinically proven to help tone muscles and sculpt the body and face to rejuvenate. It can also help redesign and tighten the chest.



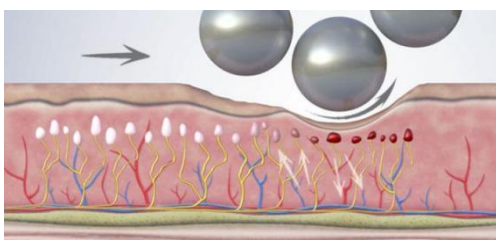
Reshaping action

Reshapes contours and smooths out wrinkles.



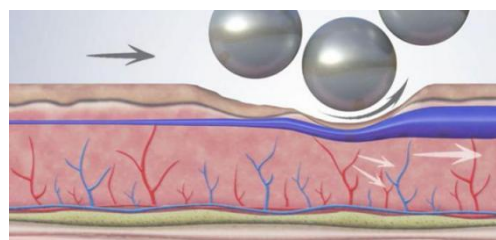
Muscle action

Tones muscles and tightens tissues.



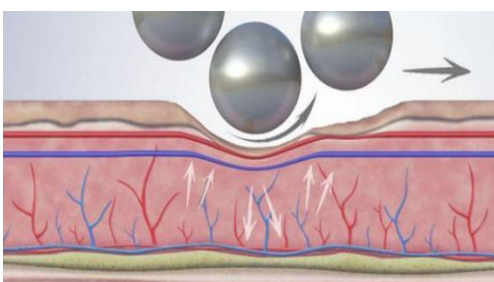
Sedation

Improve oxygen and eliminate pain.



Drain action

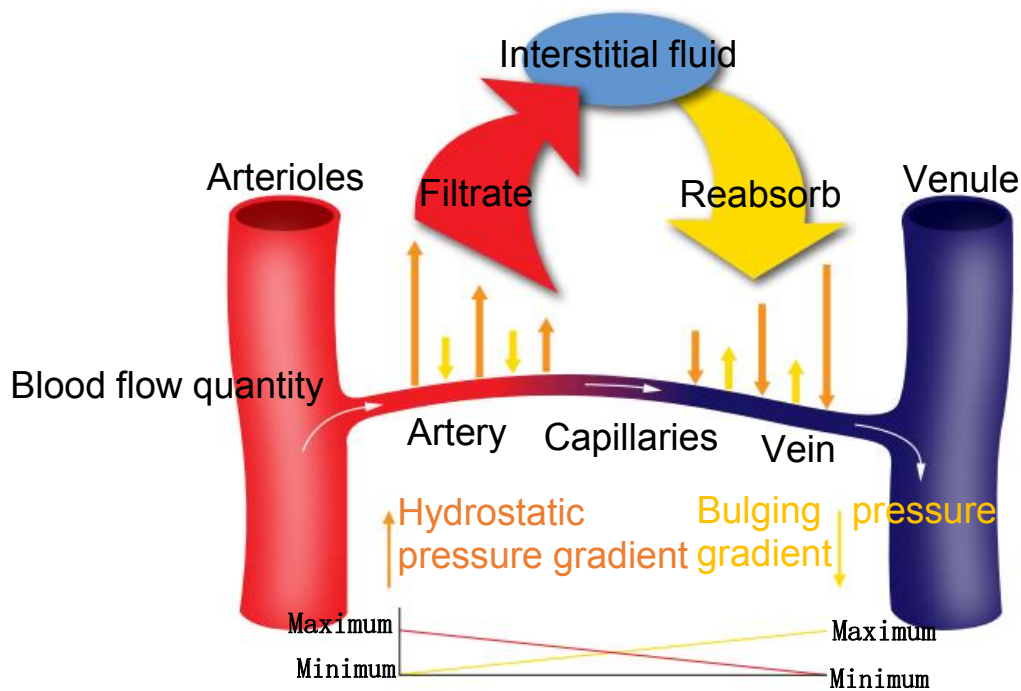
Eliminate toxins and help lymphatic drainage.



Vascular effect

Improve blood circulation and nourish tissues.

## Five Collaboration effects



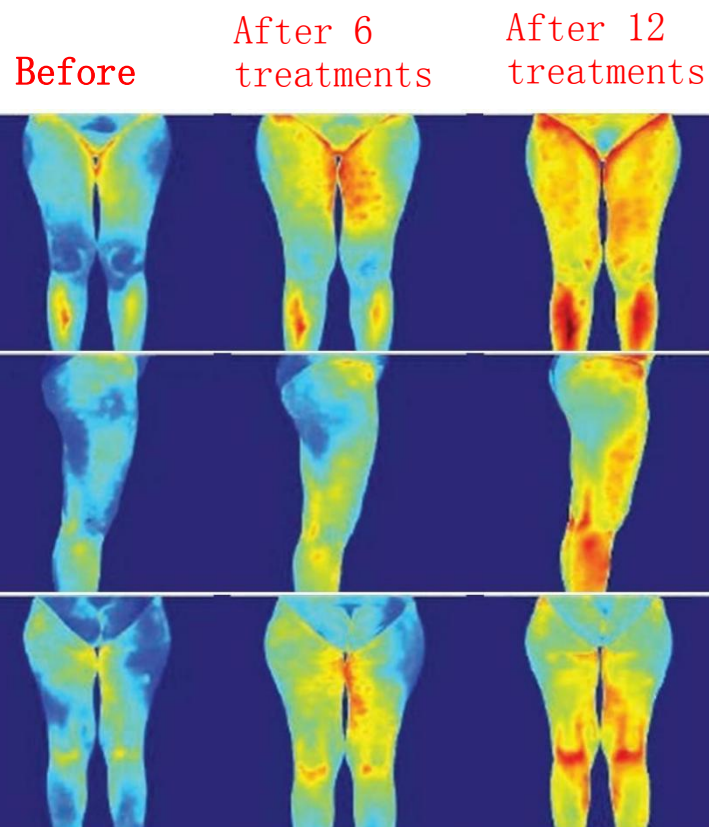
Physiology of capillary circulation

### Vascular effect

The balance between hydrostatic pressure and bulging pressure usually allows fluid and nutrients to flow from the arterial side, and fluid and catabolites to re-enter the venous side. The increase in hydrostatic pressure is due to the slowing down of venous outflow, which results in water stagnation in the extracellular fluid, forming edema inside the tissue matrix.

Due to the special arrangement of the spheres, they are in a honeycomb shape, through pressure and lifting movements to obtain gradual tissue compression, achieving the effect of vascular exercise.

The "compression microvibration" therapy allows us to balance the hydrostatic pressure of the veins by reversing the internal metabolism and hemodynamic exchange mechanism.



This activity has been scientifically confirmed by the thermal imaging evaluation on the right. This heat increase effect will lead to "increased skin perfusion and oxygenation, increased tissue metabolism, decomposition of fat aggregates and activation of the anti-inflammatory process of tissue changes. "To reduce and eliminate the pain caused by inflammation.

### Drainage effect

Edema is the result of an imbalance between fluid supply and drainage, so water accumulates in the gaps of the organism. The increase in the volume of interstitial fluid leads to the number of stagnant tissues or serous cavities in the latter, which is relevant from a clinical point of view. The most obvious symptom of this condition is swelling, which is manifested as palpable and compressible

swelling (pitting). Over time, the retention of toxic substances in the tissues will change the state of the interstitium .

The direction of rotation of the sphere is opposite to the direction of application, which strengthens the activity of the lymphatic system and produces a pumping effect with the gradual movement of the liquid, thereby restoring and maintaining the stability of the blood vessels and the extracellular matrix.

"Compression micro-vibration" therapy is a rhythmic pulsating compression effect, which can stimulate lymphedema, lipoedema and other typical interstitial stasis components, improve deep lymphatic drainage, and eliminate tissue edema and fluid stagnation. It does not cause any skin traction or suction. The use of "compression micro-vibration" therapy in the state of interstitial stasis is more effective than manual lymphatic drainage.

### **Toning to relax muscles and relieve pain**

This mechanical rotation exerts rhythmic pulsating compression on the tissues, which in turn generates vibration stimulation, so that the stiff and sore deep muscles are fully soft and stretched, thereby eliminating pain and contractures. The non-invasive "compression micro-vibration" patented system is more special and in-depth than manual treatment.

In addition, the compressed micro-vibration also relieves the simulated contraction action of facial muscles. Vascularization increases. Vascularization allows fibroblasts to naturally stimulate the production of collagen, elastin and hyaluronic acid, making tired, dull or sagging skin tone. Rejuvenate and re-awaken your natural beauty. This treatment works deep in the skin,

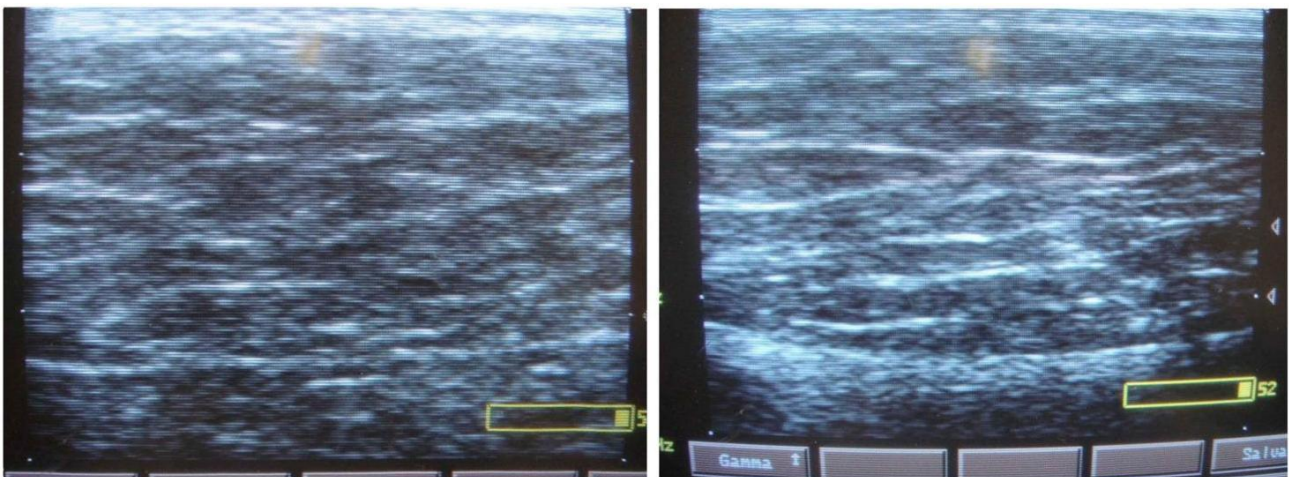


conditioning facial muscles, relaxing contracted muscles (expression lines), fighting tissue sagging and reducing the appearance of wrinkles.

## Remodeling effect

Due to the synergy between mechanical compression micro-vibration and infrared rays, it improves blood circulation and lymphatic flow in the tissues, breaks down fat aggregates and fibrous membranes, reduces cellulite, improves cellulite, makes them less hardened and makes the skin more Firm and smooth. Therefore, it can reduce blemishes and produce remodeling effects from the first few treatments.

This activity is amplified by the response of the underlying muscle layer, which provides active resistance and strengthens the response action. In this way, it can also cover the 24 most ingrained cellulite types and the most serious conditions, such as changes in the adipose tissue of the chest or hip. These activities determine the local skin remodeling, which is conducive to the physiological reorganization of the tissues. Thanks to blood vessels, metabolism and purification activities, as well as remodeling the connected system.



Before

Ultrasound examination showed tissue remodeling after 6



Clinical observations have shown that compression microvibration therapy is an effective treatment method for stimulating blood volume, increasing oxygenation, improving lymphatic drainage and improving microcirculation. This therapy is also an ideal method for treating venous stasis and eliminating toxins.

## Features

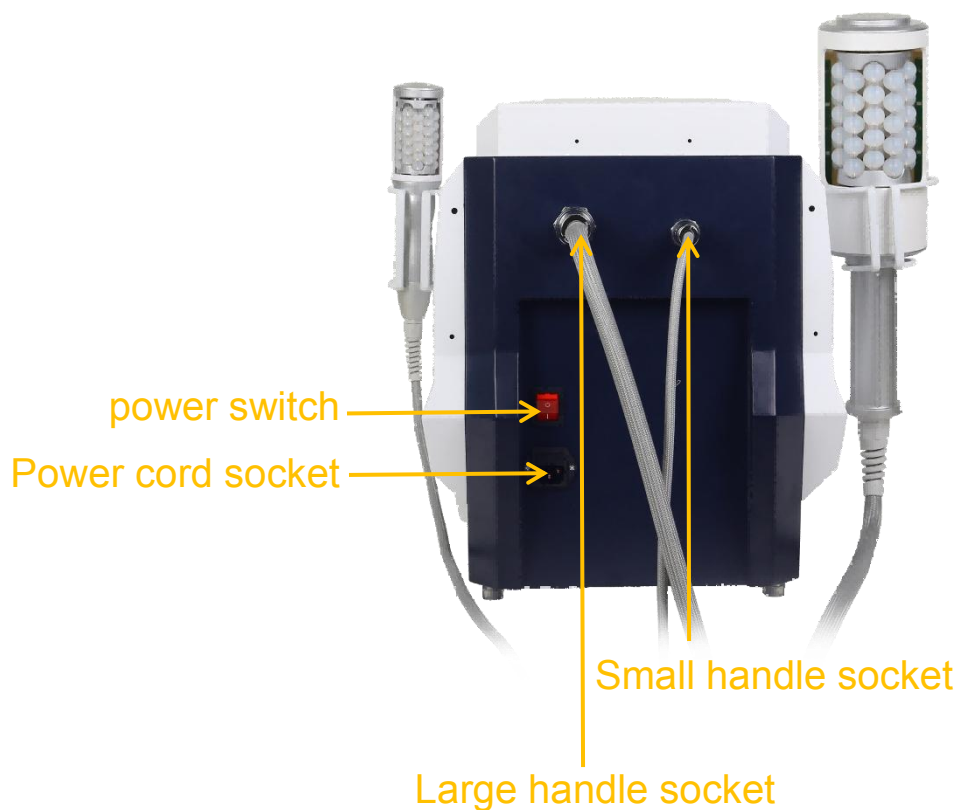
1. Unique 360° intelligent rotating drum handle, continuous long-term operation mode, safe and stable.
2. There is an LED display on the handle to display the time and speed, and an LED display light pole, which makes it easier to control and adjust the rotation direction and speed on the body handle.
3. One-key switch between forward and reverse directions.
4. The silicone ball is flexible and smooth, effortless, the rolling process is gentle and does not sting, the movement is soft and evenly pushed, massaged and lifted to achieve the best effect.
5. No need for beautician laborious massage, simple and safe operation.

## Application part



## Instrument instructions

A. Installation: align the handle with the handle socket on the back of the device and place it; insert the power cord into the socket on the back of the device, turn on the power and turn on the power switch, and then press the power button to start the device.

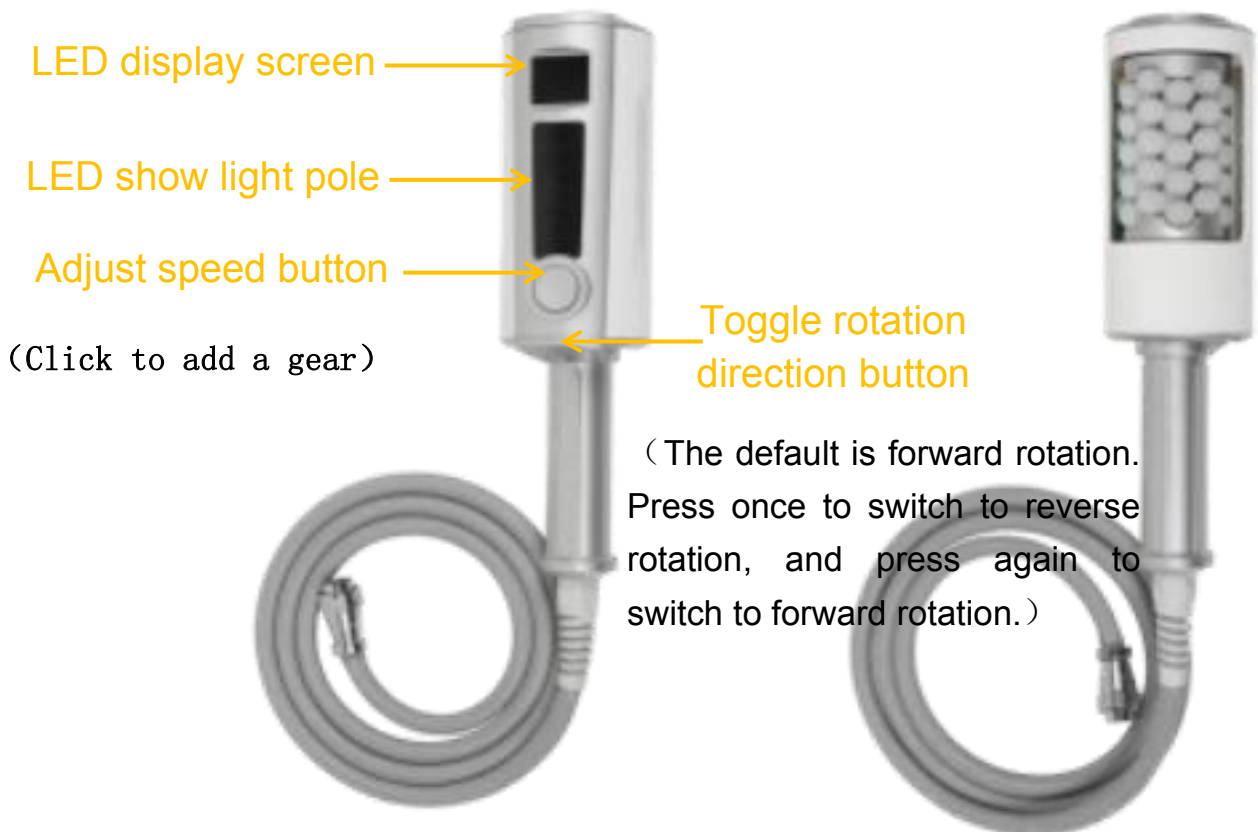


Installation note: align the hole position, insert the handle and rotate the nut to lock the handle to ensure that the handle is locked to prevent the plug wire of the handle from loosening.

B. Small handle: use for face, neck, shoulder



C. Large handle: use for the body



# Ball Roller

Silicone materia



Standard 1 pc



Standard 1 pc

Metal material (gold)



Standard 1 pc



Standard 1 pc

Metal material (silver)




Standard 1 pc



Standard 1 pc

Silicone balls: for lifting; Metal balls: for lymphatic drainage.




Honeycomb sphere arrangement

Clockwise rotation  
(Abbreviation: clockwise rotation)

Rotate counterclockwise  
(Abbreviation: reverse)



D.The replacement and installation of the roller built into the handle is shown in the figure below:



Note: During the working process of the handle, do not put your fingers into the groove of the handle to avoid pinching your hands.

## Interface introduction


A. Check whether the connection of the instrument is normal, turn on the power of the instrument and turn on the power switch, press the power button and the machine will start up immediately, and the startup interface will appear, click on the startup interface to select the interface.



Figure 1: Boot Interface



Figure 2: Selection interface





Dual-channel dual-control work interface interface

(Click  Enter Figure 3)

Dual-channel single-control working interface

(Click  Enter Figure 4)

①Click  enter (Figure 3) Dual-channel dual-control work interface, The two handles can work separately and independently, or the two handles can work at the same time, and the two handles can independently adjust different parameters.

②Click  enter (Figure 4) Dual-channel single-control working interface: Only one handle works.


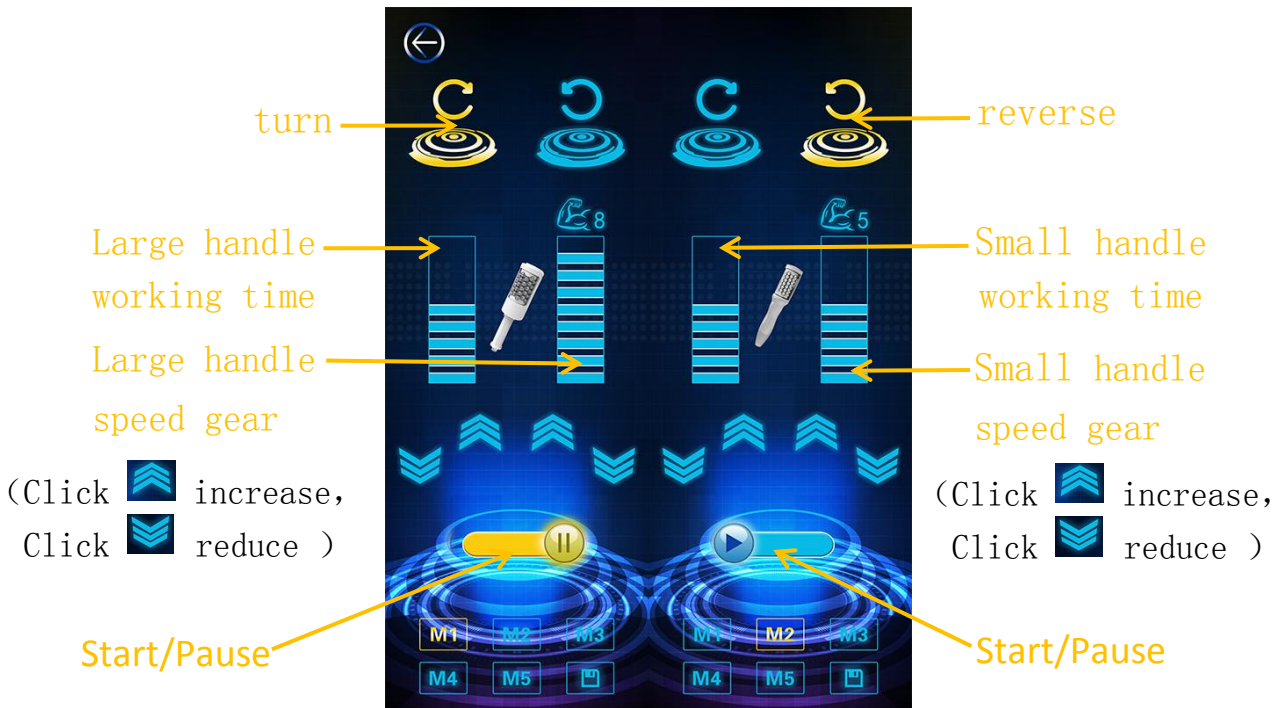
B. Click  the handle icon to enter the working interface (Figure 3).

Figure 3: Dual-channel dual-control working interface




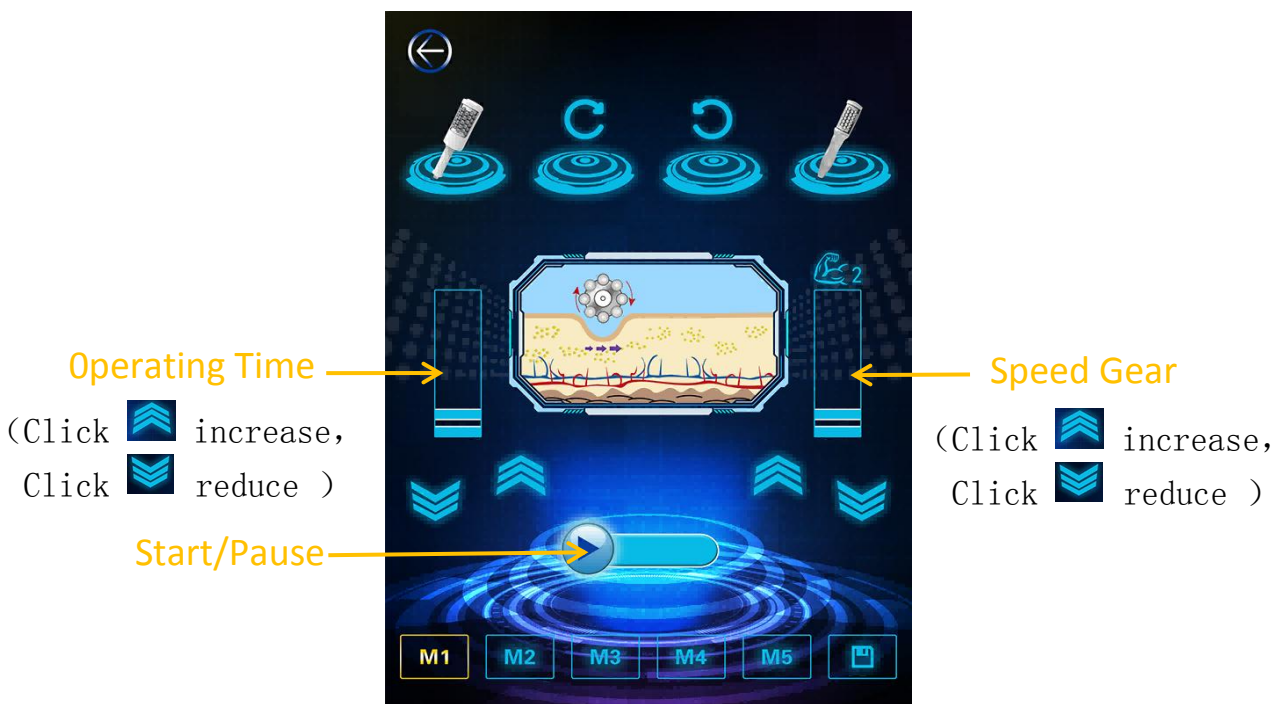


C. Click  the handle icon to enter the working interface (Figure 4).


Figure 4: Dual-channel single-control working interface





(1)The keys of the work interface are introduced as follows:




Click on  Switch the big handle to work;

Click  Switch the small handle to work;

Click on  Switch the direction of rotation:Clockwise rotation(Abbreviation: clockwise rotation)。



Click on  Switch the direction of rotation: Rotate counterclockwise (Abbreviation: reverse)。



**【90:00】** operating time:90 mins,1-9  gear, 10 minutes for each additional gear;



 Rotating speed:0-9gears, adjust the speed, click on  increase,  reduce;

The rotating speed of small handle: First gear 225rpm, Second gear 345rpm, Third gear 375rpm, Fourth gear 420rpm, Fifth gear 480rpm.Sixth gear 525rpm, seventh gear 600rpm.eighth gear 645rpm,ninth gear 675rpm.

The rotating speed of large handle: First gear 172rpm, Second gear 240rpm, Third gear 307rpm, Fourth gear 375rpm, Fifth gear 450rpm.Sixth gear 510rpm, seventh gear 585rpm.eighth gear 625rpm,ninth gear 675rpm.

Click on  the button becomes  to indicate that the instrument starts to work.

Click on  the button becomes  to indicate that the instrument pause to work.

**【M1】** — **【M5】** indicate 5 parameter storage modes or options for recalling parameters ,click on ,save parameter storage. Click on  show to return.

## Operation steps

1. The accessories worn on the body should be removed, naked (or wear thongs, or wear disposable underwear).
2. Unload the roller sphere built in the handle, wipe and clean the sphere (do not immerse it in liquid), and wipe it dry before putting it in the massage roller to ensure that the sphere is free of any moisture.
3. Clean the skin;
4. Before the operation, apply massage cream or essential oil products to the implementation site to enhance the operation effect;
5. Set the direction of the speed (the direction of rotation is opposite to the direction of application) and adjust the intensity of the speed;
6. Use the roller handle to treat the entire area; hold both ends of the handle with both hands and slowly and gently push and pull. As the sphere automatically rolls, it slowly pushes and fits the skin.
7. After the operation, wipe off the residual massage cream or essential oil on the cleaning site;
8. Such as: applying a mask on the face.
9. After each use, it is recommended to wipe and clean the sphere with saline or alcohol, wipe it dry to keep it dry, and do not immerse it in liquid.
10. Please do not touch the silicone probe with sharp tools to avoid cutting the probe.
11. Note: During the working process of the handle, do not put your fingers into the groove of the handle to avoid pinching your hands.

## Contraindications

If you have the following conditions, treatment is not recommended:

- During pregnancy; breastfeeding;
- There is an open wound or a recently sutured wound in the treatment area;
- Inflammation or skin disease in the treated area (dermatitis, rash, eczema, herpes, psoriasis, psoriasis, pyoderma);
- Thrombophlebitis; chronic and acute thrombophlebitis
- There are metal plates, artificial limbs or pacemakers near the treated area;
- Chronic diseases during exacerbations; infectious diseases; tumor diseases; mental and neurological diseases.

## Common problem

### What is the inner ball roller machine ?

The inner ball roller is a cutting-edge, globally recognized body shaping instrument. It uses innovative compression micro-vibration + infrared technology to increase blood circulation and improve lymphatic drainage, improve cellulite, detoxify, reduce cellulite, reverse signs of aging, tone muscles and eliminate pain. The simultaneous action of compressed microvibration and infrared rays can promote each other, so that the physiotherapy effect is more significant. It can be used on face and body. The most popular areas for treatment are the thighs, buttocks and upper arms.

### Is compression micro-vibration therapy safe?

Compression micro-vibration therapy is a non-invasive treatment, it is 100% safe and does not have any side effects.

### Does it hurt?

No, it is actually a very pleasant treatment. Most customers say it feels similar to deep tissue massage. The intensity/stress level gradually increases with each treatment and can be adjusted to your desired tolerance. There are no side effects, and you can return to normal life immediately after treatment.

### How long is a single treatment?

It is suitable for any part of the body or face, but depending on the size of the area to be treated, **the single time varies from about 45 minutes to 1 hour and 30 minutes.**



How often can the treatment be performed? How many times in a course of treatment?

It is usually **recommended** to do it 2 or 3 times a week. However, the minimum time required between treatments is 48 hours. **A course of treatment is 12-18 times.**

How long will it take to see the results?

Usually you can see the initial results after 6 to 12 treatments. According to your physical condition and related lifestyle factors, determine the appropriate number of treatments you need. It is recommended to perform 12-18 treatments to get the best results. In the case of excessive sagging or overweight, 24 treatments may be required. The post-maintenance course can be set once a month. Maintenance packages can be used to further improve results or help maintain existing results.

How to care after treatment?

Use mild products and moisturizing essences and moisturizers.

Can I receive treatment if I have hyaluronic acid fillers?

It is recommended to use hyaluronic acid fillers at least 30 days later. This is to avoid vascularization, which may reduce the effect of the filler.

# Clinical case



Before

After

Before

After



Before

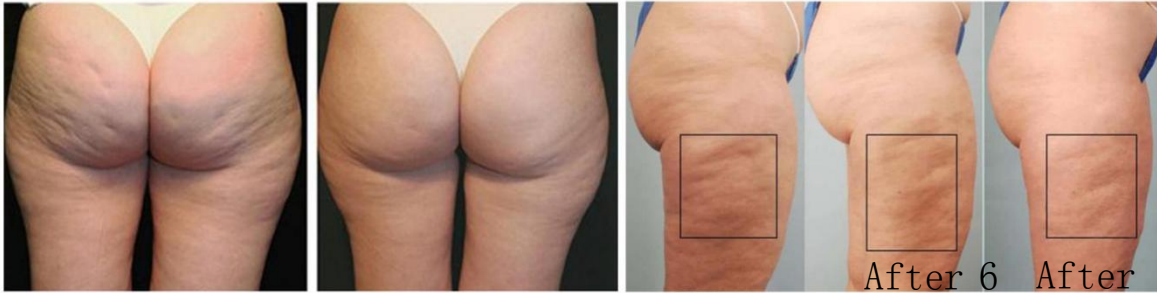
After

Before

After

Before

After



Before

After

Before

After 6  
times

After 12  
times



Before

After

Before

After



Before

After

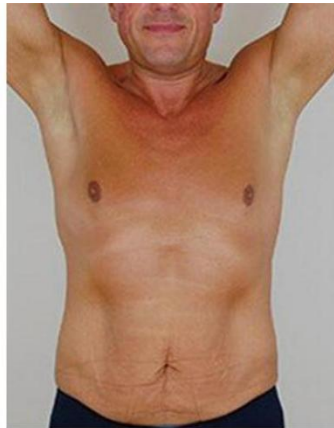
Before

After



Before

After



Before

After



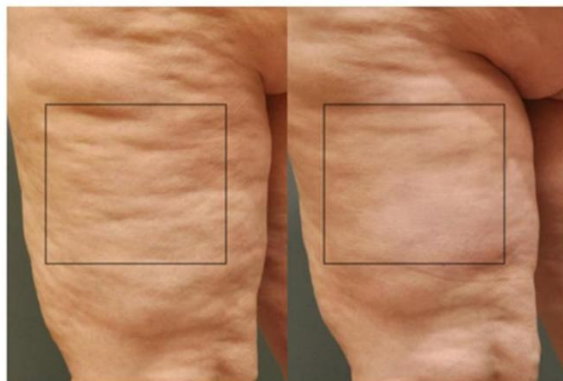
Before

After



Before

After



Before

After



Before

After



Before

After



Before

After

## Product parameter

Product name	Inner ball roller machine
Touch screen	10.4 inch large LCD
Speed of large handle	675rpm
Speed of small handle	675rpm
Input voltage	AC110V/220V
Output power	10-300W
Fuse	5A
Air box size	67×43×65cm
Total weight	24kg