

CAVITATION SLIMMING SYSTEM

CAVITATION +VACUUM+LASER MULTIPOLE RF+COOLING+LASER

Manual

Thanks for using our company's products, in order to fully make use of the products, we sincerely suggests follow:

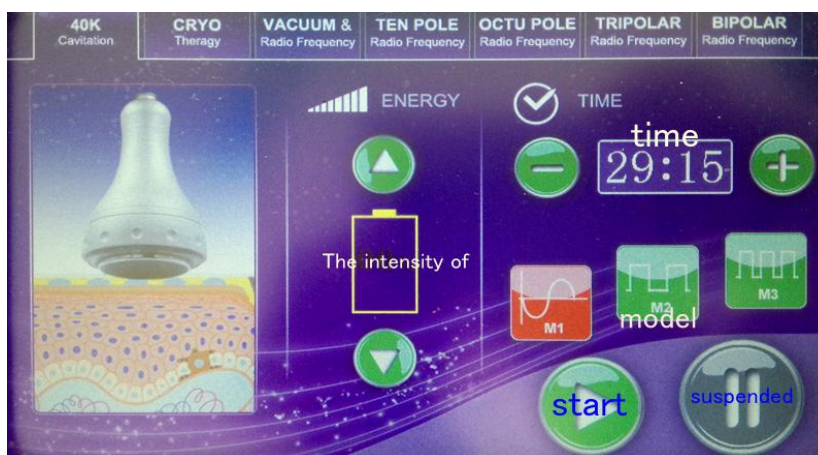
- ◆◆ Please read the instruction in detail and keep it well for further reading and consulting.
- ◆◆ Please follow the instruction to fit and operate the machine.
- ◆◆ Please do not remove and change any accessories of the machine.
- ◆◆ It forbids others to open and remove the mainframe except the authorized people in the company.
- ◆◆ It forbids others to change and maintain the machine except the professional people.
- ◆◆ Please contact us if there is any trouble during operation.

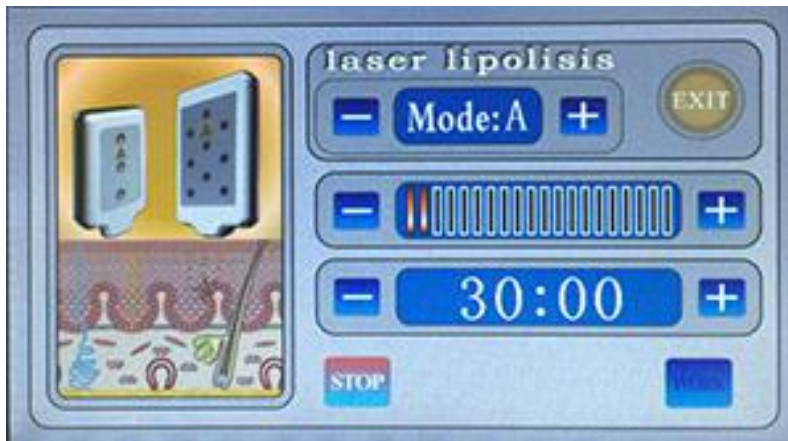
Working principal

wave fat system

With collective strong sound wave head, strong sound wave of 40KHZ may be emitted to vibrate fat cells at top speed and produce numerous vacuum air pockets inside and outside the fat cells, robustly impact fat cells to generate introverted blast and disintegrate triglyceride into glycerol and free fatty acids. Then RF waves at frequency of 1M HZ is used for exhausting the integrated glycerol and free fatty acids through hepatoenteral circulation. Finally, vacuum RF and energy electrode are used for positioning and tightening fat. In physics, it is known as "cavitation". Micropore introverted blast inside and outside cell may lead to enhanced molecular motion and a higher energy level and this will finally cause fat cell rupture and thereby achieve the effects of body building and losing weight.

SKETCH OF THE CONTROL PANEL





Click on the picture of the corresponding the handle enter the operation interface

Instrument Function and Treatment Principles

Functions


Firming the arms, legs, thighs, buttocks, waist, back, abdominal muscles and reshape the body figure *Improve and treat the orange peel like fatty tissues of different serious levels *With the effects of soothing, decompression and pain relief (such as joint pain, sciatica), promote the regular mechanical aerobic exercise of skin tissue, rapidly relieve stress and remove fatigue. *Firming, lifting and compact the skin and mould the face shape circulate and activate cells, promote metabolism and so that 100% more collagen and elastic fibers may be gained for improving the facial and body skin

①. 40K cavitation head



Strong sound wave explosion fat head With collective strong sound wave head, strong sound wave of 40000HZ may be emitted to human body for impacting fat cells fiercely and causing friction motion between fat cells. This may cause effective consumption of calories and moisture in fat cells and reduce the size of fat cells. What\'s

more, sound wave vibration may cause fierce impact of fat cells to make them be exploded instantaneously, reduce the amount of fat cells and thereby achieve the effects of removing fat.



Press \"TIME SET\" to adjust the time, clicking \"-\" to decrease the strength or click \"+\" to increase it. Press \"PAUSE\" to start the strong sound wave explosion fat head

Mode a.b.c.d means that:

\"A\" is continuous working for 3 sec and discontinuous for 2 sec.

\"B\" is continuous working for 2 sec and discontinuous for 2 sec.

\"C\" is continuous working for 1 sec and discontinuous for 1 sec.

\"D\" is continuous working for 0.5 sec and discontinuous for 0.5sec.

Operate with the 40KHz cavitation head for 15-20 minutes with mainly the spiral movement on body

②. cryo lipolaser Cool Sculpting Fat



Fat freezing As triglyceride in fats will be converted into solid in particular low temperatures, it uses advanced the cooling technology to selectively target fat bulges and eliminate fat cells through a gradual process that does not harm the surrounding tissues, reduce unwanted fat, When fat cells are exposed to precise cooling, they trigger a process of natural removal that gradually reduces the thickness of the fat layer. And The fat cells in the treated area are gently eliminated through the body's normal metabolism process, to eliminate unwanted fat. Precisely controlled cooling is applied through the skin to the fat layer, and eliminate local fat. The whole procedure about 1~2 hour.



suitable intensity (adjust according to the customer\'s acceptable level, 3-6 is ok.), and at last press PAUSE key. The face RF starts to work.

Beautifying: Use the probe to massage the specific part of skin circularly after applying the sliming cream for about 30 to 40 minutes. It could quicken the blood circulation in the part of skin treated and has the effect of decomposing fat, etc.

Matters needing attention:

1. Apply sliming cream or cooling gel to the part of skin to be treated before the treatment.
2. Keep close contact between the probe and the skin.
3. Adjust the intensity from low level to high level.
4. Please do not irradiate eyeball directly with colored light.

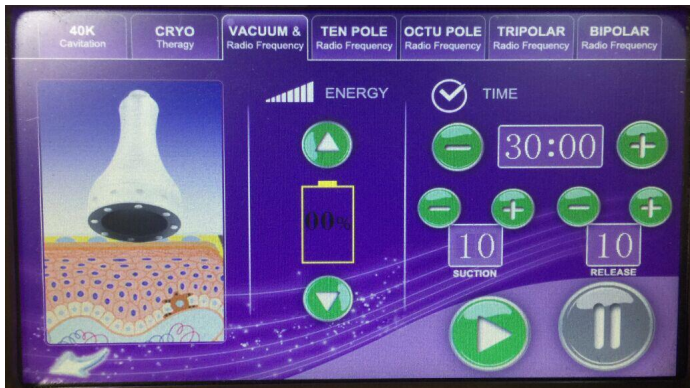
③. Vacuum RF



Negative pressure RF head

Being integrated with the most advanced RF technology and radio frequency, the instrument may directly reach the deep-seated fat body and have the excellence of targeted positioning RF. In the fast-active state, fat cell tissue may generate friction heat, increase local temperature and remove excess fat and toxin from the body through sweat gland, enterohepatic circulation and lymph and ultimately achieve the effect of dissolving fat. With controlled depth technology, inlaid diamond particles of different sizes may rub skin along its pattern, adjust suction strength by means of vacuum draw and rub with negative pressure strong force to directly explode thick fat. Thus, the effects are very obvious: Enhance blood circulation, accelerate the decomposition of fat, take away wastes, enhance the effect of removing cellulite, effectively improve the state of areolar tissue,

remove stubborn fat and improve the sufficient absorption condition of diet products.



Panel: Press "RF CHANNEL" in the display screen to select vacuum bipolar RF output, select the suitable intensity (adjust according to the customer's acceptable level, 3-6 is ok.), and at last press "work" key. The starts to work.

Beautifying: Use the probe to massage the specific part of skin circularly after applying the sliming cream for about 30 to 40 minutes. It could quicken the blood circulation in the part of skin treated and has the effect of decomposing fat, etc.

Matters needing attention:

1. Apply sliming cream or cooling gel to the part of skin to be treated before the treatment.
2. Keep close contact between the probe and the skin.
3. Adjust the intensity from low level to high level.
4. Please do not irradiate eyeball directly with colored light.
- 5 Operate with the bipolar vacuum head for 15-20 minutes with mainly the spiral movement on body

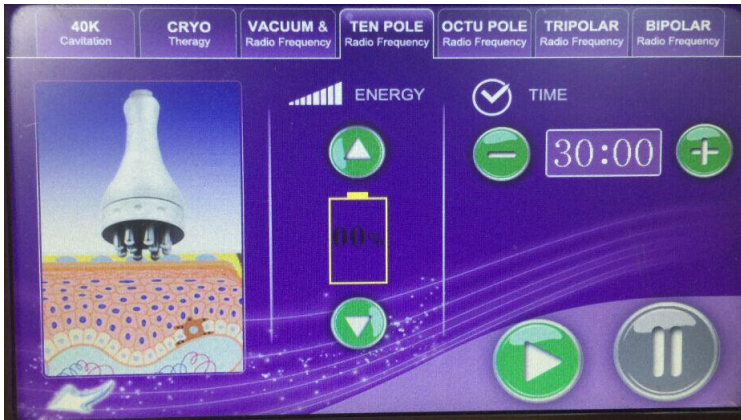
④. Dissolve fat, lymphatic drainage, firm skin and enhance skin elasticity



Ten polar RF head

Being integrated with the most advanced RF technology and radio frequency, the instrument may directly reach the deep-seated fat body and have the excellence of targeted positioning RF. In the fast-active state, fat cell tissue may generate friction heat, increase local temperature and remove excess fat and toxin from the body through sweat gland, enterohepatic circulation and lymph and ultimately achieve the effect of dissolving fat. With controlled depth technology, inlaid diamond particles of different sizes may rub skin along its pattern, adjust suction strength by means of vacuum draw and rub with negative pressure strong force to directly explode thick fat. Thus, the effects are very obvious: Enhance blood circulation, accelerate the decomposition of fat, take away wastes, enhance the

effect of removing cellulite, effectively improve the state of areolar tissue, remove stubborn fat and improve the sufficient absorption condition of diet products.



Press "TIME SET" to adjust the time, clicking "+" to increase the RF intensity or "-" to decrease RF intensity, press "work" to start the operation of negative pressure vacuum RF head. Apply gel to the negative pressure vacuum RF head, point it to the position for losing weight and operate in pulling technique (drag fat at the position for losing weight to the position where it is closer to the lymph gland) for about 20 minutes.

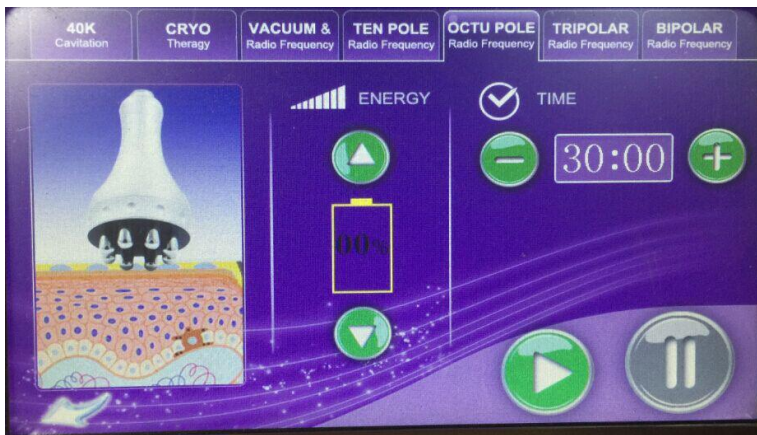
Notes:

1. Spread gel or essence on the treated positions for hairdressing evenly
2. In use, start with low-energy. We suggest to try for the proper energy level on the back of clients' hands before using on body of them
3. Do not use essential oil as the medium
4. In operation, start pulling only after negative pressure head is attached to skin.
5. Turn off the instrument probe when it is not in use.
- 6 Operate with the tripolar RF head for 15-20 minutes with mainly the spiral movement on body

⑤. Eight polar lipolaser RF



For body and face rejuvenate Weight loss RF fat explosion machine can promote tissue metabolism, repel the cellulite, which make fat granule in different depths and shocking make fusion energy, and the deepest receptor can get granule in 3CM thick of skin, and rapid expansion and the rapid heating of the cell wall that exceed the elastic limits and arises cells broken, so that the combustion of fatty acids at the same time broken out of a pot, not only the burning consumption of fatty acids but also more directly emptying so rapidly reduce the size of granule



Press "TIME SET" to adjust the time, clicking "+" to increase the RF intensity or "-" to decrease RF intensity, press "work" to start the operation of negative pressure vacuum RF head. Apply gel to the negative pressure vacuum RF head, point it to the position for losing weight and operate in pulling technique (drag fat at the position for losing weight to the position where it is closer to the lymph gland) for about 20 minutes.

Notes:

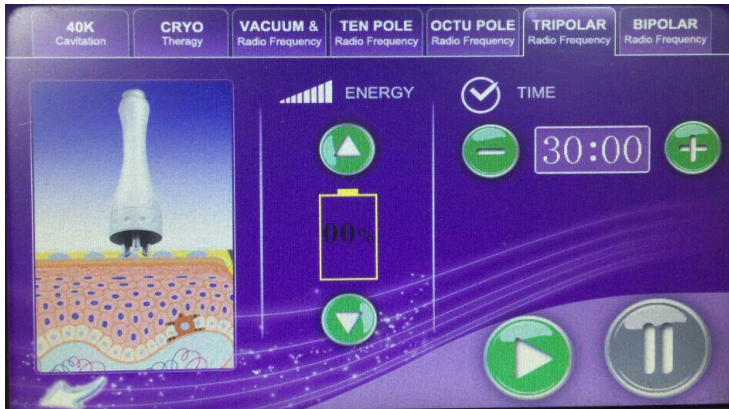
1. Spread gel or essence on the treated positions for hairdressing evenly
2. In use, start with low-energy. We suggest to try for the proper energy level on the back of clients' hands before using on body of them
3. Do not use essential oil as the medium
4. In operation, start pulling only after negative pressure head is attached to skin.
5. Turn off the instrument probe when it is not in use.
- 6 Operate with the tripolar RF head for 15-20 minutes with mainly the spiral movement on body

⑥.FACE RF Facial wrinkle elimination, tightening and lifting



Facial RF head capacitive coupling electrode is used for transmitting radiowave energy and generating an electric field for entering into subcutaneous tissue through the skin surface. In the highfrequency of 450khz, this electric field changes its polarity for 450,000 times per second. To reply to the rapid change in electrode, directions of electrical particles the skin are also changed. By this time, natural electric resistance in the subcutaneous tissue moves and generates heat energy. As the papillary dermis collagen may immediately shrink when the temperature is within the range from 60 to 70 Celcius degree, after wrinkle treatment, client may immediately sense the skin tightening effects as it is being lifted and firmed. When collagen is produced continuously, thickness and density

of the skin papillary dermis may be increased to remove wrinkles, eliminate scars, restore skin elasticity and gloss and make it be blonde and smooth. While collagen is increased, fresh skin is generated in the position of operation and wrinkles are removed by large amount of cells. In addition, when cortex without elasticity or that with thick horny layer in the area with wrinkles is separated, surrounding skin will also be renewed.



Press "TIME SET" to adjust the time, clicking "+" to increase the RF intensity or "-" to decrease RF intensity, select the suitable intensity (adjust according to the customer's acceptable level, 3-6 is ok.), and at last press "work" key. The starts to work.

Beautifying: Use the probe to massage the specific part of skin circularly after applying the sliming cream for about 30 to 40 minutes. It could quicken the blood circulation in the part of skin treated and has the effect of decomposing fat, etc.

Matters needing attention:

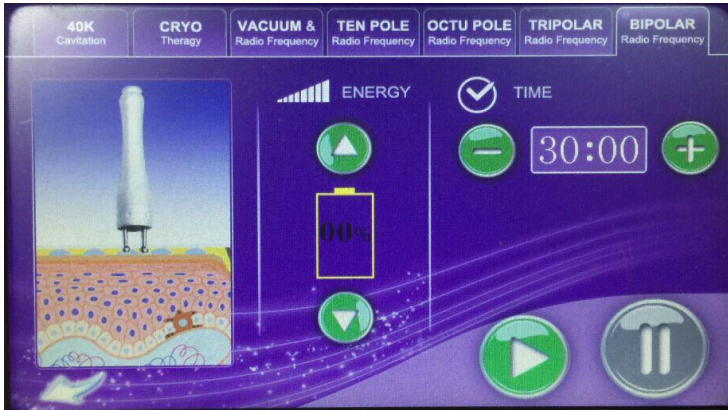
1. Apply sliming cream or cooling gel to the part of skin to be treated before the treatment.
2. Keep close contact between the probe and the skin.
3. Adjust the intensity from low level to high level.
4. Please do not irradiate eyeball directly with colored light.
5. Operate with the tripolar RF head for 15-20 minutes with mainly the spiral movement on face

⑦. Bipolar small RF for face and eye around



A bipolar facial lifting is a non-surgical, non-invasive cosmetic technique that safely and effectively improves the health and appearance of the skin. A tripolar facial lifting uses technologies developed in the medical and physiotherapy fields to activate the skin's natural chemicals responsible for health and vitality. A bipolar facial lifting provides satisfying aesthetic results with less risk of side effects compared to a traditional face lift. TheA tripolar facial lifting

procedure is proven safe and effective, delivering results at a fraction of the cost of traditional procedures. It can removal wrinkle and tighten skin, whiten and tender skin, shrinken pores, dispel black eye socket, pouch and crow's-feet, removal the yellow skin, removal face edema, removal face toxin, lifting face, speed up the secrete of skin, neck care, removal neck wrikle, tighten and whiten skin




Press "TIME SET" to adjust the time, clicking "+" to increase the RF intensity or "-" to decrease RF intensity, select the suitable intensity (adjust according to the customer's acceptable level, 3-6 is ok.), and at last press "work" key. The starts to work.

Spread gel or wrinkle smoothing essence on the treated positions for hairdressing (generally 20-30G each time), operate with the facial RF head for 15-20 minutes with mainly the spiral movement on face and eye around


⑧. Diode Lipo Laser



emits low levels of laser energy, which creates a chemical signal in the fat cells, breaking down the stored triglycerides into free fatty acids and glycerol and releasing them though channels in the cell membranes. The fatty acids and glycerol are then transported around the body to the tissues that will use them during metabolism to create energy. This process of fatty acid release is a natural response of the body when the body needs to used stored energy reserves, thus it is not creating any unnatural reaction in the body nor does it affect or damage any surrounding structures such as skin, blood vessels and peripheral nerves. A period of exercise post treatment will ensure the complete metabolism and thus elimination from the body of the freed fatty acids



This 5mw lipo laser system can adopt light to penetrate skin deep level to stimulate metabolism in result in keep result after slimming treatment Tied laser board band at the site of the need to lose weight, make laser for 20 minutes.



Caution for using

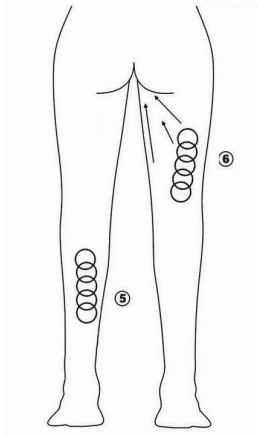
1. Beautician should wear insulated gloves during operation.
2. Do not wear any aglet, both for the beautician and the users.
3. The electrode probe must be fully in contact with skin.
4. Do not make the RF electrode stay on any part without moving. Keep it moving on skin slowly.
5. Skin around eyes and forehead is very thin, the RF output intensity

should be relatively weakened.

6. Do not contact skin with unipolar when using of bipolar, tripolar, hexapolar RF work head otherwise it will produce pulse discharge, gel paste etc. Products like gel maybe evaporated into a mist.

Using Guidance

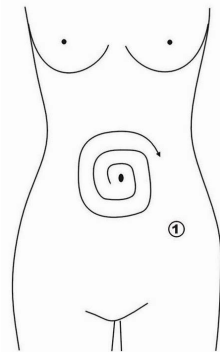
1. Operation schematic drawing of 40K cavitation explode work head
Massage the fat of thigh in circles



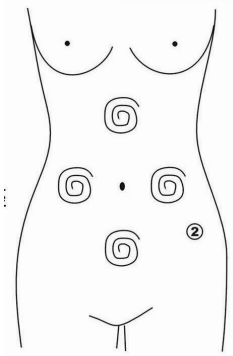
2. Operation schematic drawing of sextupole RF laser work head for body

Waist and abdomen care (25minutes, 2-3 days/time)

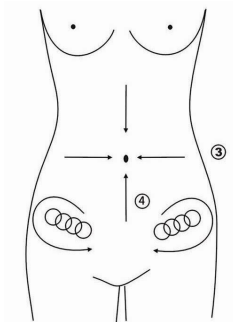
① Massage to navel as center and gradually expanding the range



② Massage chest nest, both sides of former abdomen and below the navel(into diamond) from inside to outside in circles.

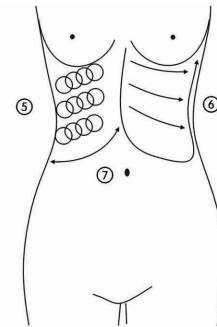


③ Concentrated the fat from 4 directions to navel as center.



④ Massage from end of pelvis to groin in circles.

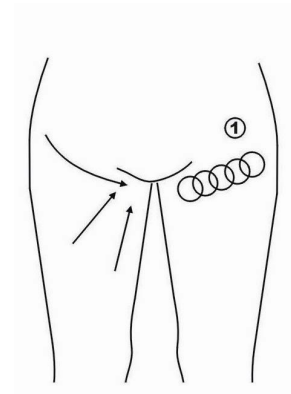
⑤ Massage from inner rib to outer edge in circles.



⑥ Massage back and forth from inner rib to outer edge in straight line

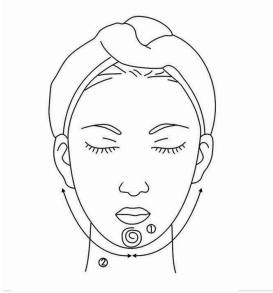
⑦ LiftiHip and he lower part of the body care (30minutes, 2-3days/time) used the $\Phi D50mm$ probe

Concentrated the fat to groin in circles or straight line. ng from inner rib to outer edge after massage.



3. Operation schematic drawing of Tripolar RF work head for face

- ① Massage the mandible center in circles to produce deep heat.
- ② Massage lower jaw in lines.



- ③ Massage the triangle zone of both sides of the face in circles.
- ③ Massage from jaw to angulus oris to ear in lines.
- ④ Massage from jaw to angulus oris to ear in lines.



ADVERTION

1. Pregnant women or women during in menses.
2. Epileptic
3. Patients with malignancy.
4. Patient whose wound after operation has not healed up.
5. Acute inflammation or epidemical patients.
6. Whom with heart diseases or with heart pacemaker..
7. Whom with kidney (gall-stone) disease.
8. Who was embedded metal object or silica gel.
9. Who in menses, birth control period, emiction incontinence period, or accepting the belly operation.
10. Whose body always take much inner hot.
11. Who has the genetic hypersensitivity.

NOTICE

1. Be sure to use the special ultrasonic gel.

2. Avoid knocking the us head.
3. For avoiding burning the head, during operation, please prepare enough ultrasoinc gel.
4. Don't stay in one place, avoid treating on the bone.
5. Don't use disinfectant product to disinfect the us head. We suggest the wet cotton or dry towel enough.
6. Check the machine power cord if it is connected well.
7. If the machine will not use for a loing time, please switch off it, and power off.
8. Please take off all metal decoration from the operator and patient's body.
9. If continuous using 1 hour, please pause the machine about 10 minutes, then using again.
10. During the operation, be sure not to accept other treatment.