



40k blasting fat R.F multipolar slimming instrument



Parts



Operating instruction:

1. connect the handle to the corresponding socket, plug in the power cord;
2. Press the power switch, indicator light and the LCD panel light are on;
3. Touch the "ENTER" key of the LCD screen (as shown in figure 1), into the operating mode (as shown in figure 2), And then select the function you need; touch 40K key the display shows as in Figure 3, you need to adjust the model, working time, work intensity, then press "START" button; 40K burst fat head starts to work, the same way for other R.F function selection; After use is complete, press the "BACK" button to return 1 interface, and then turn off the power.



图1



图2



图3

Function and principle of operation

1. 40KHZ burst fat head

utilizing gathered strong sound wave explosion fat head of the emitted sound waves 4000HZ into the human body, after it allows the body's fat cells produce a strong impact, can effectively burn calories, moisture and fat cells blasting, fat cells decreased, so as to achieve the effect of the removal of fat.

The main effect of

- a. systemic or local diet;
- b. increase the body's metabolic rate, strengthen the body get rid of waste and moisture;
- c. repair stretch marks;
- d. relax muscles, relieve muscle spasms, relieve muscle pain;

e. hand tighten the wall, feet, thighs, hips, waist back, abdominal muscles, re-shaping type;

f. effectively improve the buttocks and thighs orange peel-like skin, while solving postpartum abdomen Relaxed problem.

2,4 polar RF head body

Fat dissolved, lymphatic drainage, firm skin, enhance skin elasticity, can direct the fat layer having a directional RF output function of fat cells to accelerate the movement of heat through sweat gland, enterohepatic circulation and lymph circulation to the body of excess fat and toxins from In vitro, so as to dissolve fat;

3, 3 pole face radio head acts on the skin, can dermal collagen fibers is heated to 45 degrees -65 degrees, collagen fibers victoria shrink immediately, so that the loose skin wrinkles are stretched, while stimulated proliferation of dermal collagen, prompting dermal thickness and density increase, so as to achieve the removal of wrinkles, slashing scars, restore skin elasticity and gloss to achieve firming, wrinkle purpose;

IV: Scope of application

a, arms, legs, thighs, arms, back, abdomen and other parts;

b, adipose tissue and various conditions have improved therapeutic effect;

c, Shou Shu, decompression, Shou Shu pain (such as joint pain, sciatica)

d, promote mechanical aerobic exercise of skin tissue, rapidly relieve stress, reduce fatigue effect;

e, lifting and firming the skin, restoring skin elasticity;

f, activation of cell cycle and promote metabolism to produce more collagen and elastic fibers, improving the facial and body skin tissue;

V. methods of operation

For example: body parts operations (excluding the face), using burst fat head, radio head, according to the following sequence: before the operation, first clean the skin, using oil or gels lose weight evenly coated on the surface of the skin, then do massage.

VI: the proposed method of operation

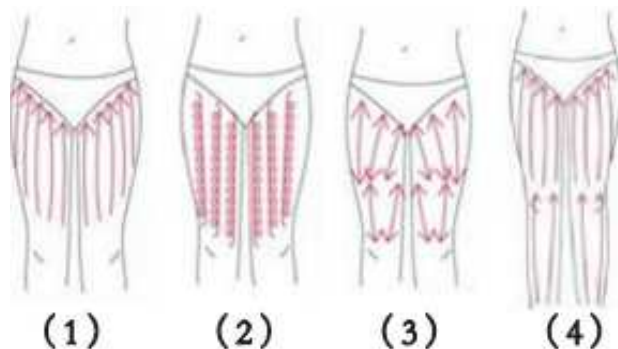
Thigh

(1) from bottom to top, pushed to the groin lymphatic drainage;

(2) from the bottom to rotate counterclockwise circular motion can help break down fat;

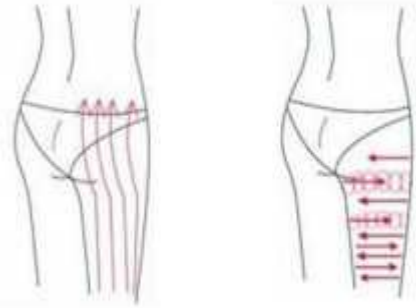
(3) by pushing back and forth decomposition greasy;

(4)from the pull-down to the knee to the groin, can improve the curve



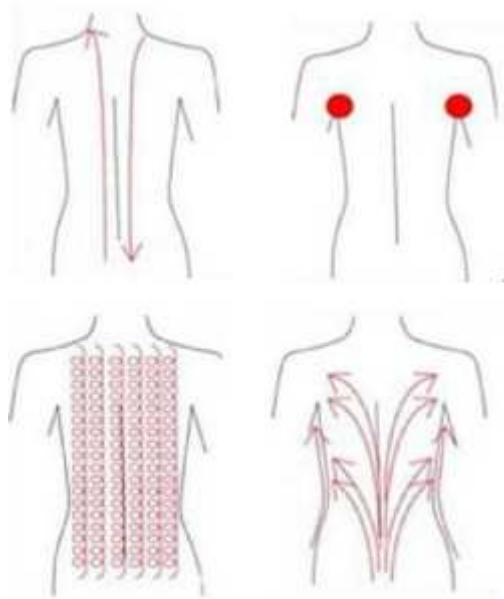
Buttock

- (1) pulled along the lymphatic waist direction
- (2) counter-clockwise circular motion from bottom to top, back and forth movement
- (3) According to the sliding hip skin tight muscle texture, make hips very solid, showing a perfect curve



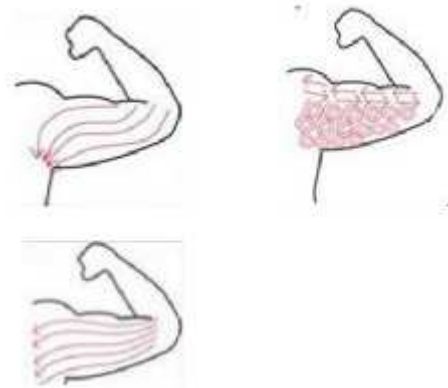
Back

- (1) thus push back and forth 2-3 times;
- (2) counter-clockwise circular motion to the lymph nodes under the stimulation fluid;
- (3) counterclockwise circular motion to move up and down in the back, can help break down fat;
- (4) the use of lymphatic drainage techniques, toxins pulled lymph nodes, can help improve the back curve.



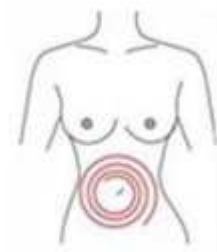
Arm

- (1) From the elbow to the armpit, do lymph drainage;
- (2) Circular motion to stimulate the lymph nodes;
- (3) Counter-clockwise circular motion or by pushing back and forth, decomposition of excess fat;
- (4) To tighten the skin from the elbow to the armpit.



Abdomen

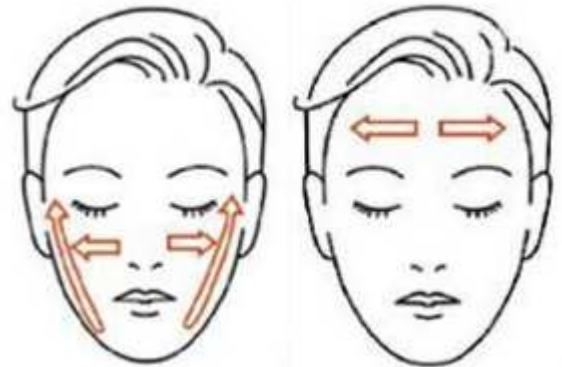
- (1) around the navel from small to large
Clockwise circular motion,
Helps bowel movements;
- (2) small circle to big circle, in reverse Clockwise,
circling pushed down.



Facial

(1) The product evenly to the face, and use tripolar R.F head from the bottom up on face to lift skin, so that keep the skin in tight state, recommended using time 5 minutes;

(2) The product evenly to the face, and use tripolar R.F head according to direction of the arrow to operate, recommend the use time of 5-8 minutes;



Not suitable for people as following

- 1, skin wounds, and they should avoid the use of wound or no use;
- 2, suffering from skin disease epilepsy were forbidden to do;
- 3, heart disease (such as arrhythmia), especially those with pacemakers were forbidden to do;
- 4, cancer, cancer patients nausea forbidden to do;
- 5, acute heart disease or patients with sputum infectious forbidden to do;
- 6, pregnant women, lactating women, during menstruation forbidden to do;
- 7, serious illness, such as heart disease, gastric ulcer, serious stomach problems, ulcers, high blood pressure, abdominal surgery less than three months, and diabetes were forbidden to do;
- 8, metal, silicone in the body were forbidden to do;
- 9, be sure to handle the operation and the skin was 90 degrees vertically, so guests discomfort; the top
- 10, you begin to close contact with the probe perpendicular to the skin, then the host switch is now open and then adjust operation mode energy to a minimum, and then adjust the intensity of the guests skin tolerance;

Cautions

- 1, First clean the skin, then use a special gel or slimming essential oils;
- 2, Must have a water treatment media (such as slimming essential oils, etc.), otherwise there is a certain loss of the instrument;
- 3, The operating head is not a place to stay for too long, to avoid the bones of the place;
- 4, Do not use disinfection products disinfection, it is recommended to use a wet towel or cotton;
- 5, The operator and treated people took off their metal ornament;
- 6, The machine continuously for 1 hour, 10 minutes Kushiro pause, then use now;

7, There will be some guests appear tinnitus when using the burst fat head treatment, this phenomenon is a normal phenomenon, because the band has more than human acoustic range.