

65/80L Wheelbarrow

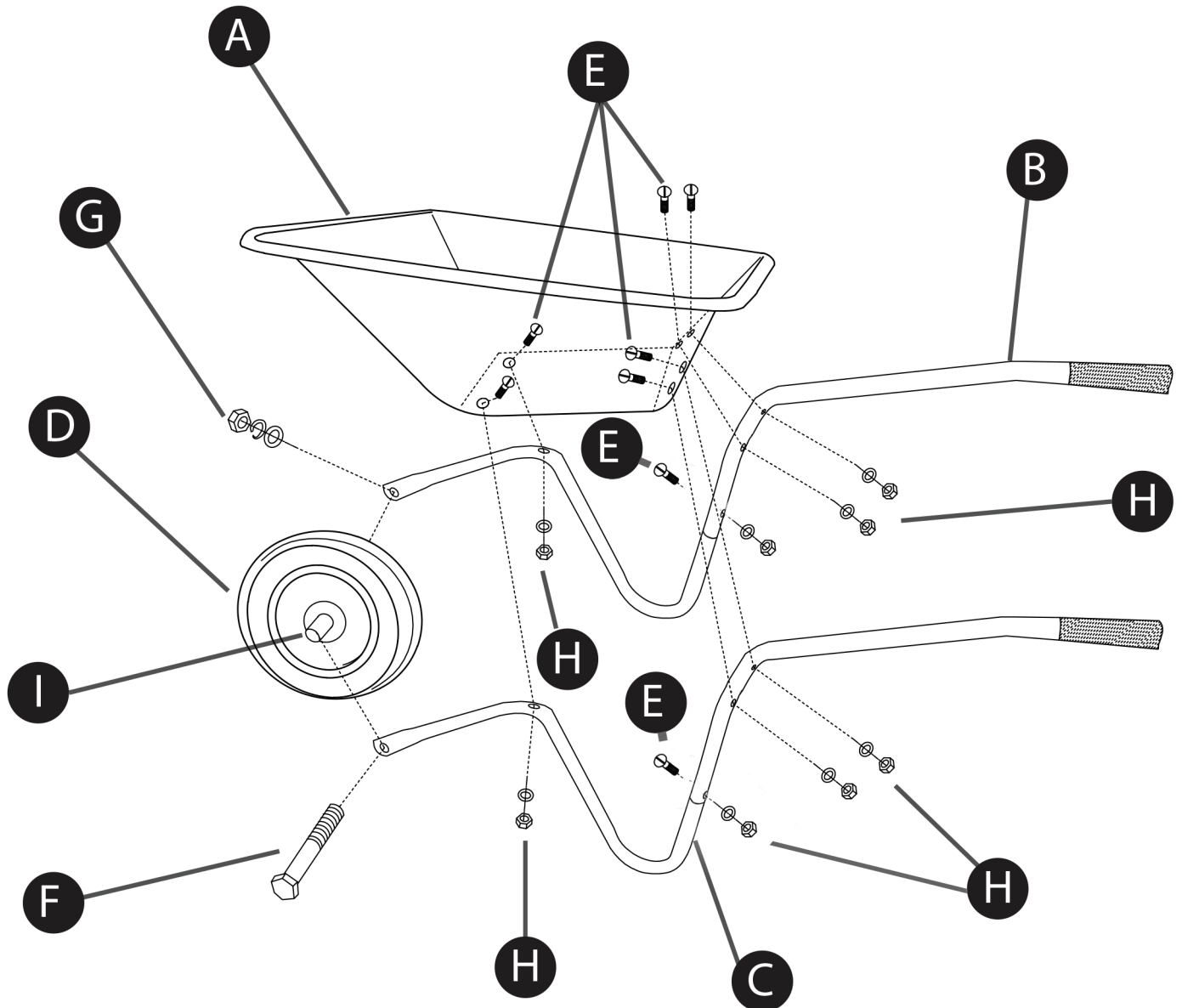
KCT

GWB202/GWB203

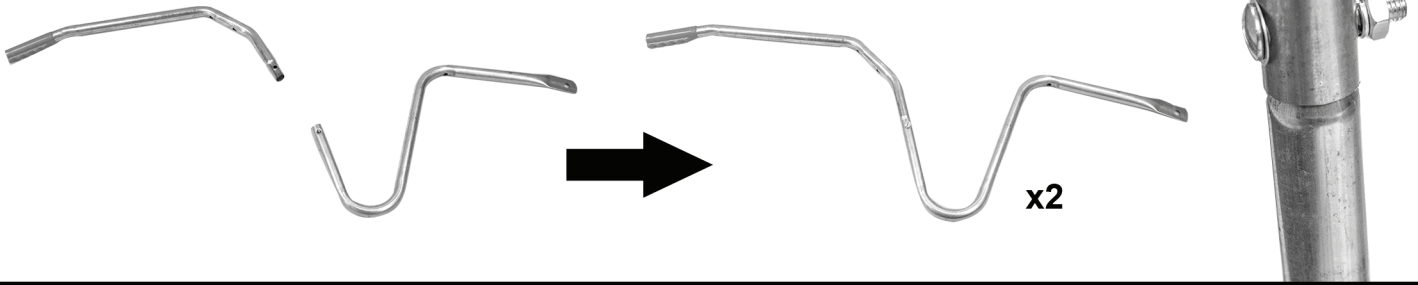
Imported by:

KCT Direct
Glebe Farm,
Old London Road,
Copdock, Ipswich,
Suffolk, IP8 3JN,
United Kingdom


- A** 1X - Steel Base
- B** 2X - Arms
- C** 2X - Legs
- D** 1X - Wheel
- E** 8X - 8x40mm Bolts
- F** 1X - 12x118mm Wheel Bolt
- G** 1X - 12mm Washer & Nut
- H** 8X - 8mm Flat Washers, Spring Washers & Nuts
- I** 1X - 16x9mm Wheel Spacer




1. Using Parts (E) + (H), join Frame Sections (B)+(C) together.
Bolt > Washer > Frame > Spring Washer > Nut




2. Attach one complete Frame Section to the Steel Base (A) with 3x (E) + (H)
The front end of the frame should have the thinner edge on the inside.
Do not fully tighten at this point.



3. Fit the wheel to first frame part using (F) + (I)



4. Secure the Wheel by attaching the second complete Frame Section.
5. Attach the rest of the second frame to the Steel Base (A).



6. Fully tighten all fixings before use.